



2022-23

NASHVILLE PREDATORS

MEDIA GUIDE

Navy Veteran. Outdoorsman.
Youth Sports Dad. Team Physician.
As Dedicated As You.



Lance LeClere, MD
Associate Professor of Orthopaedic Surgery
Sports Medicine and Shoulder Surgery

VANDERBILT  HEALTH

Exclusive healthcare provider of the Nashville Predators

SUN	MON	TUE	WED	THU	FRI	SAT
OCT						
						01
02	03	04	05	06	★ 07	08
				13	SJS	SJS
09	10	11	12	13	DAL	DAL
16	17	18	19	20	21	22
	0:00 LAK		6:00 CBJ		7:00 PHI	
23	24	25	26	27	28	29
			7:00 STL		7:00 WSH	
30	31					

SUN	MON	TUE	WED	THU	FRI	SAT
NOV						
		01	02	03	04	05
	6:00 EDM	6:00 CGY			8:00 VAN	
06	07	08	09	10	11	12
	9:00 SEA		6:00 COL		7:00 NYR	
13	14	15	16	17	18	19
	7:00 MIN		7:00 NYI		7:00 TBL	
20	21	22	23	24	25	26
7:00 ARI		6:00 DET		1:00 COL	7:00 CBJ	
27	28	29	30			
	7:00 ANA					

SUN	MON	TUE	WED	THU	FRI	SAT
DEC						
				01	02	03
				6:00 NJD	6:30 NYI	
04	05	06	07	08	09	10
				6:00 TBL	12:30 OTT	
11	12	13	14	15	16	17
7:00 STL	7:00 EDM		7:00 WPG		8:00 COL	
18	19	20	21	22	23	24
7:00 EDM				7:00 COL		
25	26	27	28	29	30	31
	7:00 DAL			4:00 ANA	2:00 VGK	

SUN	MON	TUE	WED	THU	FRI	SAT
JAN						
01	02	03	04	05	06	07
		7:00 MTL		6:00 CAR	6:00 WSH	
08	09	10	11	12	13	14
	6:30 OTT		6:30 TOR	6:00 MTL		7:00 BUF
15	16	17	18	19	20	21
	7:00 CGY			8:00 STL	7:00 LAK	
22	23	24	25	26	27	28
	7:00 WPG		7:00 NJD			
29	30	31				

SUN	MON	TUE	WED	THU	FRI	SAT
FEB						
			01	02	03	04
05	06	07	08	09	10	11
		7:00 VGK			11:30 PHI	
12	13	14	15	16	17	18
	7:00 ARI		7:00 BOS		1:00 FLA	
19	20	21	22	23	24	25
1:00 MIN		7:00 VAN		9:30 SJS		
6:00 ARI	26	27	28			
		7:00 PIT				

SUN	MON	TUE	WED	THU	FRI	SAT
MAR						
			01	02	03	04
			6:00 FLA		7:00 CHI	
05	06	07	08	09	10	11
	6:30 VAN		6:30 ARI		9:30 LAK	
12	13	14	15	16	17	18
9:30 ANA		7:00 DET		7:00 CHI	1:00 WPG	
19	20	21	22	23	24	25
9:00 NYR		9:00 BUF		7:00 SEA	1:00 SEA	
26	27	28	29	30	31	
5:00 TOR		6:00 BOS		PIT		

SUN	MON	TUE	WED	THU	FRI	SAT
APR						
						01
02	03	04	05	06	07	08
7:30 DAL	7:00 VGK		7:30 CAR		8:00 WPG	
09	10	11	12	13	14	15
	6:30 CGY		7:00 MIN			
16	17	18	19	20	21	22
23	24	25	26	27	28	29
30						



- HOME



- AWAY



- PRAGUE



Bally SPORTS



ESPN



ESPN+

hulu



TNT

2022-23 SCHEDULE



TABLE OF CONTENTS

MANAGEMENT & STAFF

Predators Staff Directory	5-7
Ownership	8-10
Management	11-21
Hockey Operations	22-26
Coaching Staff	27-32
Training Staff	32-34
Vanderbilt Sports Medicine	35
Broadcasters/Broadcast Partners	36-38
Bridgestone Arena	39-40
Nashville Predators Foundation	41-45
Youth Hockey & Fan Development	46-48
AHL Affiliate - Milwaukee Admirals	49-50

THE PLAYERS

Organizational Roster	52-53
How the Predators Were Built	54-55
Player Biographies	56-101
In the System	102-121
2022 NHL Draft	122-124

2021-22

Predators Season Notes	126-128
Final Scoring	129
Scoring Breakdown	130
Game-by-Game Summary	131
Scoring by Period/Record When Scoring	132
Goals Breakdown	133
Situational Stats	134
Predators vs. the NHL	135
Hat Tricks/Shutouts/Penalty Shots	136
Player Game-by-Game Summary	137-141
Highs & Lows	142-143
The Last Time	144
Overtime/Shootouts	145-147
Man-Games Lost	148
Transactions	149-150
AHL Standings/Leaders	151-152
Milwaukee Admirals Final Stats	153

TEAM HISTORY & RECORDS

Season Records	155-158
Holiday Records	159
Power Play	160
Penalty Kill/Shorthanded Goals/PIM	161
All-Time Leaderboard	162
Season Leaders	163-165
Multi-Point/Multi-Goal Games	166
Year-by-Year Information	167-189
Penalty Shots	190-191
Hat Tricks	192-193
Shutouts	194-195
Rookies & Veterans/Attendance	196
By the Numbers	197
Team Captains	198
All-Stars & Personnel	199
Award Winners & Finalists	200
Hockey Hall of Fame Inductees	201
Olympians	202
Franchise Firsts	203
Overtime & Shootout History	204-209
Predators vs. the NHL	210
NHL vs. the Predators	211-212
Best & Worst Records by Game	213
Opening & Closing Night Results	214
All-Time NHL Draft History	215-218
Alumni Register	219-226

TEAM HISTORY & RECORDS (continued)

Franchise Timeline	227-234
All-Time Trades & Acquisitions	235-243
Team Records	244-250
Individual Records	251-255

PLAYOFFS

Postseason Notes	257
2022 Stanley Cup Playoffs First Round	258-259
2022 Player Game-by-Game	260
2022 Final Scoring	261
2022 Scoring Breakdown/Man-Games Lost	262
2022 Playoff Situational	263
2022 Goals Breakdown	264
All-Time Playoff Results	265-267
Playoff Leaderboard	268-269
Playoff Year-by-Year Leaders	270-271
Playoff Firsts	272
All-Time Records/Situational	273
Hat Tricks/Penalty Shots/Shutouts	274
Overtime History	275-276
Year-by-Year Scoring	277-285
Team Playoff Records	286-290
Individual Playoff Records	290-293

MEDIA INFORMATION

Nashville Predators Communications	295
Arena & Game-Night Information	296
2022 NHL Stadium Series	297
2020 Bridgestone NHL Winter Classic	298
2016 NHL All-Star Weekend	299
2023 NHL Awards/Draft	300
Ford Ice Centers	301-302
F&M Bank Arena	303
Summer County Ice Center	304
Centennial Sportsplex	305
Name, Logo & Sweater History	306-308
Nashville Hockey History	309

TRAINING CAMP

2022-23 Training Camp Roster	311
All-Time Preseason Results	312

CREDITS

Editor	Nick Barnowski
Assistant Editors	Kevin Wilson, Katie Cafiero
Design & Layout	Nick Barnowski
Editorial Assistance	Zach Gilchrist, Emma Lingan
Design Assistance	Chuck Stephens, Jackie Fisher,
	Henry Burgin, Courtney Gilliam
Photography	John Russell, Getty Images



PREDATORS STAFF DIRECTORY

NASHVILLE PREDATORS EXECUTIVES

Owner: Predators Holdings LLC	Investor Group: Herbert Fritch (Chairman), Christopher Cigarran, Thomas Cigarran, Tim Connelly, Joel & Holly Dobberpuhl, David Freeman, Bryan Grane, Joey A. Jacobs, J. Brent Jacobs, Scott D. Jacobs, John McEvoy, DeWitt Thompson IV, DeWitt Thompson V, John P.G. Thompson, W. Brett Wilson, Warren Woo
President, CEO & Alternate Governor	Sean Henry
President of Hockey Operations, General Manager & Alternate Governor	Dave Poile
Chief Operating Officer	Michelle Kennedy
Executive Vice President of Entertainment & Venues	David Kells
Chief Marketing Officer	Bill Wickett
Senior Vice President & Chief Financial Officer	Keith Hegger
Senior Vice President, General Counsel	Heidi Bunden
Senior Vice President of Ticket Sales, Premium Sales & Youth Hockey	Nathan Gerbe
Senior Vice Presidents of Operations	Kyle Clayton, Dave Urso

HOCKEY OPERATIONS

Assistant General Manager & Director of Scouting	Jeff Kealty
Assistant General Manager, General Manager of Milwaukee Admirals & Director of Player Development	Scott Nichol
Assistant General Manager & Director of Hockey Operations	Brian Poile
Forward Development Coach	Nathan Gerbe
Goaltending Development Coach	Dave Rook
Defense Development Coach	Rob Scuderi
Chief Amateur Scout	Tom Nolan
Professional Scouts	Rob Cowie, Stan Drulia, Doug Janik, Nick Vitucci
North American Amateur Scouts	Brett Carson, Greg Drechsel, Ronda Engelhardt, J-P Glaude, Matt Paton, Glen Sanders, David Westby
European Scouts	Martin Bakula, Lucas Bergman, Janne Kekalainen, Denis Tolpeko
Head Coach	John Hynes
Assistant Coach	Dan Hinote
Assistant Coach	Dan Lambert
Assistant Coach	Todd Richards
Assistant Coach - Video	Lawrence Feloney
Goaltending Coach	Ben Vanderklok
Skills Coach	Sebastien Bordeleau
Strength & Conditioning Coach	David Good
Assistant Strength & Conditioning Coach/Biometrics Coordinator	Jason Nordby
Video Coordinator	Andrew Meloche
Director of Team Services & Player Relations	Brandon Walker
Manager of Hockey Operations & Analytics	Matt Hamann
Research & Data Development Engineer	Dalton Linkus
Hockey Administration & Operations Manager	Jeff Zavatsky
Hockey Operations Coordinator	Alexis Bazydola
Hockey Operations Coordinator & Analyst	Jon Sherman
Team Nutritionist	Mari-Elta Parrish
Skating Coach	Jacki Munzel
Head Athletic Trainer	Kevin Morley
Assistant Athletic Trainers	Doug Agnew, DJ Amadio, Jeff Biddle
Sport Psychologist	Vickie Woosley
Head Equipment Manager	Pete Rogers
Assistant Equipment Manager	Brad Peterson
Equipment Coordinator	Michael Bingham
Locker Room Attendant	Craig Baugh

TEAM DOCTORS & MEDICAL STAFF

Medical Director, Head Team Physician & Orthopaedic Surgeon	John E. Kuhn, M.D.
Head Team Physician & Sports Medicine Primary Care Physician	Paul J. Rummo, D.O.
Assistant Team Physician & Orthopaedic Surgeon	Charles L. Cox, M.D., M.P.H.
Associate Team Physicians & Orthopaedic Surgeons	Lance LeClere, M.D.; Rick Wright, M.D.
Assistant Team Physician & Sports Medicine Primary Care Physician	Alex B. Diamond, D.O.
Team Neuropsychologist	Katie Gifford, Psy.D.
Team Chiropractor	Cliff Brown, D.C.
Head Team Ophthalmologist	Sean Donahue, M.D.
Team Ophthalmologists	Sylvia Growth, M.D.; Jeff Kammer, M.D.; Jeff Mattingly, M.D.
Team Optometrist	Josh Robinson, D.O.
Head Team Plastic Surgeon	Wesley Thayer, M.D.
Team Plastic Surgeons	Stephane Braun, M.D.; Michael Giolinko, M.D.; Megan Vucovich, M.D.
Head Team Emergency Medicine Physician	Warne Fitch, M.D.
Emergency Medicine Physicians	Tyler Barrett, M.D.; Jeremy Brywczyński, M.D.; Dwayne D'Souza, M.D.; Jared McKinney, M.D.
Team Physician, Cardiac Electrophysiology	Christopher R. Ellis, M.D.
Head Team Dentist	Tyler Ames, DMD
Team Dentists and Oral Surgeons	Spencer Haley, M.D., DDS; Sam McKenna, M.D., DDS
Team Dentists	Kelly Norris, DMD; Julie Rezk, DMD

MARKETING & COMMUNICATIONS

Director of Communications	Kevin Wilson
Director of Marketing Entertainment	Adam DeVault
Director of Creative Services	Chuck Stephens
Director of Consumer Strategy & Communications	Lindsay Rutledge
Director of Digital & Social Strategy	Michael LaPlaca
Director of Game Presentation	Zach Gerhart
Senior Creative Services Manager	Jackie Fisher
Senior Content Producer	Emma Lingan
Senior Content Manager & Beat Reporter	Nick Barnowski
Communications Manager	Sara Giles
Marketing Content Manager	Kate Edge, Krystin Fisher
Marketing Managers	Chase Lutz
Senior Marketing Coordinator	Katie Cafiero
Communications Coordinator	Rebekah Mohrmann
Social Media Coordinator	Zach Gilchrist
Digital Media & Content Producer	Caillin Donoghue
Marketing Assistant	Mark Salazar
Arena Marketing Assistant	Mac McAlister
Motion Graphics Designer	Blake Broadus
Event Producer	Michael Fox
Event Production Specialist	Ethan Fleming
Content Producer	Henry Burgin, Courtney Gilliam
Graphic Designers	Karlee Fuller
Graphics Assistant	John Russell
Team Photographer	



PREDATORS STAFF DIRECTORY

COMMUNITY RELATIONS

Vice President of Community Relations	Rebecca King
Community Relations Senior Manager	Kristen Finch
Community Relations Coordinators	Abby Helper, Anna Myers

CORPORATE PARTNERSHIPS & DEVELOPMENT

Vice President of Corporate Partnerships	Jack Burk
Vice President of Corporate Sponsorship Service	Robin Lee
Senior Director of Premium Seats	Emily Hamm
Director of Corporate Partnerships	Jeremy Burson
Director of Corporate Development	Jason Oxford
Senior Managers of Corporate Development	Garner Goode, Kathleen Hammontree, Ian McGarry
Senior Manager of Premium Service	Hannah Alsop
Corporate Partnerships Account Managers	Caroline Cooke, Taylor Klein, Daniela Milroy
Corporate Sponsorship Account Managers	Ben Osipow, Alexandra Pelletier
Premium Seat Sales Senior Manager	Tim Wilson
Corporate Development Manager	AJ Rockwell
Premium Sales Manager	Josh Wolf
Premium Service Manager	Cameron Libbert
Lexus Lounge Sales & Service Supervisor	Alaina Brown
Premium Seats Service Coordinators	Alex Rosenbaum, Taylor Whittingham
Premium Service Coordinator	John Sullivan
Media Traffic Manager	Danielle Joseph

CUSTOMER SERVICE

Director of Service & Inside Sales	A.J. Tomeny
Guest Experience Supervisor	Brooke Franklin
Guest Experience Team Members	Baylee Adams, Henry Boeckmann, Ryan Fletcher, Anthony Franco, Anakin Gerics, Pierce Jackson, Caden McCormick, Ashlyn Schroyer, Hannah Stackhouse, Kaleb Yenealeam

GUEST SERVICES

Vice President of Guest Services	Britt Kincheloe
Director of Quality Assurance	Tom Gallo
Senior Manager of Guest Services	Milton Palacios
Guest Services Manager	Jonathan Newell

FINANCE, HUMAN RESOURCES & LEGAL

Vice President, Assistant General Counsel	Jill Ormandy
Counsel	Kasey Parks
Controller	Cortney Hersom
Accounting Manager	Kathy King
Financial Analysts	Brent Burton, Max Shafer
Staff Accountant	David Ingemi
Accounting Coordinator	Eli Robertson
Director of Payroll	Susan Charnley
Director of HRIS & Payroll	Meredith Durbin
Executive Assistant, Legal/HR	Pier Vaughn
Vice President of Human Resources	Courtini Mosley
Senior Director of Wellness & Engagement	Sara Shear
Director of Recruiting & Development	Savannah Fortenberry
HR Manager	Lindsey Nelson
HR Coordinator	Sydney Hykel
Wellness Coach	Cathy Swezey

INFORMATION TECHNOLOGY

Director of Information Technology	Michael Paul
Junior Systems Administrator	Eric Bradley
IT Coordinator	Thad Daniel

BROADCAST & ENTERTAINMENT

Senior Director of Broadcast & Entertainment	Bob Kohl
Associate Producers	Jake Hartzfeld, Chris Smith
TV Play-by-Play Announcer	Willy Daunic
TV Color Analyst	Chris Mason
TV Pregame & Postgame Host	Lyndsay Rowley
TV Rinkside Reporter	Kara Hammer
Radio Play-by-Play Announcer	Pete Weber
Radio Color Analyst & Studio Analyst	Hal Gill
Radio Analyst	Brent Peterson

TICKET SALES

Senior Director of Ticket Sales	Brad Gillispie
Senior Account Executives	Marcus Vazquez, Zach Zazzi
Account Executives	Arnoldo Ballesta, Cassie Born, Jackson Duncan, Curtis Sparrow, Stephen Wythe, Nicholas Zaleski
Inside Sales Associates	Cicely Barker, Peter Berce, Tori Bertand, Jacob Clark, Olivia Cook, Jacob Croasmun, Alex Hobbs, Ryan Madondo, Hannah Wehr, Karleen Yappello

BUSINESS STRATEGY

Director of Business Strategy & Analytics	Tyree White
Manager of Business Strategy & Intelligence	Reuben Schwartz
Consumer Strategy Analyst	Tyler Hamilton

FORD ICE CENTERS/SS&E

Vice President & Ford Ice Centers General Manager	Danny Butler
Ford Ice Centers Director of Finance	Brian Cassoday
Ford Ice Centers HR Director	Mondrivia James
Senior Operations Manager	Jake Uhlenbrock
Operations Manager	Manny Medina
Business Operations Managers	Brian Bailey, Dan Williams
Ford Ice Center Antioch Manager	Tony Sarnes
Ford Ice Center Bellevue Manager	Bobby Schwan
Marketing Coordinator	Megan Gulbranson
Youth Hockey Fan Development Director	Kristen Bowness
Amateur & Youth Hockey Manager	Andy Franklin
Diversity Hockey Manager	Jennifer Boniecki



PREDATORS STAFF/VENDORS DIRECTORY

FORD ICE CENTERS/SS&E

Amateur Hockey Fan Development Coordinator	Callan Sheridan
Adult Hockey Coordinators	Tyler Chiodini, Nick Szymula
Youth Hockey Coordinator	Dominick Cuce
Director of Learn to Skate	Paula Trujillo
Event & Learn to Skate Coordinator	Peter Sasmore
Program & Event Coordinator	Shawnee Smith
Elite Figure Skating Manager	Kori Ade
Ford Ice Center Bellevue Customer Service Representative	Emma Ross
Customer Service Representative	Steven Burruss
F&M Bank Arena General Manager & Senior Director	Kylie Wilkerson
F&M Bank Arena Director of Facility Operations	John Yanjules
SS&E Director of Sales	Justin Carlson
F&M Bank Arena Director of Event Operations	Zack Barletta
F&M Bank Arena Director of Sales & Marketing	Miles Markiewicz
SS&E Account Executive, Sponsorship Sales	Parker Phillips
SS&E Guest Experience Team Member	Johnny Mitchell
HR/Office Manager	Katelyn Barnhardt
SS&E Ticket Sales Associates	Jarrett Blake, George Hibbard

EVENTS & TECHNICAL SERVICES

Vice President of Events	David Chadwell
Director of Event Services	Daniel Hopkins
Junior Engineer	Ethan Vincent
Broadcast Engineer	Stephen Hart
Event Specialists	Emily Gartz, Caroline Mancino, Joanna Rose, Jill Sloman, Ryan Wess
Contract & Booking Coordinator	Brittney Hitch
A/V Manager	Alan Figueroa
A/V Coordinators	Clayton Shamblen, Jon Smith

OPERATIONS

Vice President of Facility Operations	Tim Friedenberger
Senior Director of Operations	Darrin Harrie
Director of Operations	Shannon Callihan
Senior Manager, Overnight Conversion	Joel Taylor
Senior Ice Manager	Nigel Schnarr
Facility Operations Project Manager	Ron Maleyko
Operations Manager	Bart Hatten
Senior Ice Technician	Kelly Barlow
Senior Plumbers	Doug Dick, Matt Johnson
Plumber	Joe Jenkins
Maintenance Mechanics	Wes Holden, Leonard Yoder
HVAC Technicians	Von Cox, Andrew Muchtich
Painter	Doug Kearce
Ice Technician	Josh Friedenberger
Operations Conversion Technician	Shelbee Detweiler, Ernie Spangler
Conversion Technicians	Matthew Bromley, Eric Holbert, Nick Humphries, Jared Kirkpatrick
Master Electrician	Robert Anderson
Journeyman Electrician	Robert Pritchard

PUBLIC SAFETY

Director of Public Safety	Chad Ludkey
Overnight Manager	Bill Bonham
Public Safety Manager	Kelli Hill
Public Safety Supervisors	Patricia Decker, Tony Gann
Public Safety Leads	Beau Bundy, Patrick Kinlaw, Cole Slay
Overnight Public Safety Lead	Daryl Cooper
Public Safety Officers	James Huntsberry, Alex Ortlieb, Lauren Robertson, Garrett Schwegmann, Ashlee Wheaton, Letta Williams

BOX OFFICE

Senior Director of Ticketing	Lonnie Wilkerson
Director of Box Office Finance & Events	Austin Harlow
Director of Ticket Operations	Will Moore
Senior Manager, Corporate Development Ticket Operations	Ashley Spencer
Premium Ticket Operations Manager	Eric Schmitz
Box Office Manager	Emily Alcorn
Box Office Events Manager	Kyle Scholl
Ticket Operations Coordinator	Kyle Bolt
Ticket Operations Assistants	Logan VanSickle, Mary Cate Walsh
Box Office Associates	Luke Hendrix, Rob Wakefield

ADMINISTRATION

Executive Assistant to CEO, President & Alternate Governor	Beth DeGrandis
Receptionists/HR Assistants	Spencer Pomeroy, Loren Yates

BRIDGESTONE ARENA VENDORS

LEVY RESTAURANTS

Director of Operations	Brian Hornbeck
Area Controller	Crystal Parfitt
Senior Director of Sales	Sarah Nordby
Suites Manager	Brian Mraunac
Catering Manager	Connie Boyd
Executive Chef	Jason Gajewski
Sous Chef	Marquis Bryant
Senior Human Resources Manager	Brittany Filzsimmons

DELAWARE NORTH

General Manager	Michael Geczi
Assistant General Manager	Amanda Smith
Operations Manager	Keith Saunders
Commissions Manager	Alex Phillips
Commissary Manager	Beau Hillier
Assistant Commissary Manager	Antonio Boyd

Clubs Manager	Jordy Begin
Executive Chef	Pascal Beaute
Executive Sous Chef	Efren Gonzalez
Sous Chef	Cindy Williams
Retail Manager	Levi Jerome
Team Store Manager	Cory Elwood
HR Manager	Brianna Jerome

CONTEMPORARY SERVICES CORPORATION

Branch Manager	Billy Barrett
Scheduling Manager	Kyll Hayle
Scheduler	Debbie Boyd
Administrative Assistant	Tracey Witsman

JANI-KING

Operations Director	Ismael Berrios
Manager	Maria Gonzalez



PREDATORS OWNERSHIP

PREDATORS HOLDINGS LLC

On Dec. 7, 2007, Predators Holdings LLC purchased the Nashville Predators and Powers Management (the company that operates Bridgestone Arena) and took over the day-to-day operation of the National Hockey League team and Bridgestone Arena. Predators Holdings LLC includes local executives in finance, health care and private business. Members include: Herbert A. Fritch (Chairman), Thomas G. Cigarran, Christopher C. Cigarran, Tim Connelly, Joel and Holly Dobberpuhl, David Freeman, Bryan Grane, Joey A. Jacobs, J. Brent Jacobs, Scott D. Jacobs, John McEvoy, DeWitt Thompson IV, DeWitt Thompson V, John Thompson, W. Brett Wilson and Warren Woo.



HERBERT A. FRITCH

Herb Fritch formerly served as President of the Senior Segment at Cigna-HealthSpring following the acquisition of HealthSpring by Cigna in 2012. As Founder and CEO, Fritch built HealthSpring into a \$4.6 billion enterprise at the time of its acquisition by Cigna. Beginning his career in 1973 as an actuary, Fritch has more than 40 years of experience in the managed healthcare business.

Fritch serves as Chairman of the of the team's Board of Directors, a role he has held since January 2019. He is also one of the Predators' Governors on the NHL Board of Governors. A graduate of Carleton College, Fritch and his wife Barbara are also renowned for their philanthropic efforts through the Herbert A. (Herb) Fritch Family Foundation.



THOMAS G. CIGARRAN

Tom Cigarran is a co-founder and former Chairman, President and CEO and Director of AmSur Corporation, the nation's largest outpatient surgery center company and a major national provider of physician services to hospitals, surgery centers and other healthcare facilities. He is also a co-founder, former Chairman, President and CEO and Director of Healthways, Inc. Cigarran was elected Chairman of the Nashville Predators in March 2010 and served as chairman for more than nine years until January 2019. He is also one of the Predators' Alternate Governors on the NHL Board of Governors.

Cigarran has been an active supporter of public education in Nashville for more than 20 years, having served as the Education Chairman of the Nashville Area Chamber of Commerce and being a founder and Chairman of the Operating Board of Alignment Nashville, an organization that helps organize the activities of more than 150 Nashville area non-profit organizations, the business

community and governmental agencies in support of public education. He has also led the Haiti Education Mission of the Cathedral of the Incarnation for more than 15 years and sponsors a primary and a secondary school in Haiti. He has served on the Board of Vanderbilt University Medical Center and chaired the advisory board of Vanderbilt's Owen School's Healthcare MBA Program, served on the boards of the Harpeth Hall School, Alive Hospice and the Mental Health Association of Middle Tennessee. He has also twice served as Chair of the Nashville Health Care Council.

Cigarran received a Bachelor of Science degree from Villanova University and an MBA from the New York University Graduate School of Business. He and his wife, Connie, are 43-year residents of Nashville and have two children and five grandchildren. The whole family loves Predators hockey.



CHRISTOPHER C. CIGARRAN

Chris Cigarran is the Chief Commercial Officer of Imagine360 and the CEO of Imagine Health, the leading provider of next generation health plan solutions for employers in the United States.

Cigarran received his undergraduate degree from Bucknell University and his master's degree from Pepperdine University.



TIM CONNELLY

Tim Connelly enjoyed a 30-year career at Brown Brothers Harriman & Co. (BBH), a leading global financial institution. He was a General Partner of the Firm and is currently a Limited Partner at BBH. More recently, he was appointed and served as CEO of the Massachusetts Technology Collaborative, agency charged with promoting the innovation and technology economy in the Commonwealth.

Connelly serves on numerous philanthropic boards that reflect his interests and priorities. These include St. Sebastian's School, Carroll School, Cotting School and New England Disabled Sports; he is also a Corporator Emeriti at Northeastern University.

A history of sports runs deep in the Connelly family as his father was a three-sport athlete and long-time baseball coach at Northeastern University who was elected to the American Baseball Coaches Hall of Fame. Connelly himself was a three-sport athlete in college (football, hockey and baseball) and played professional hockey in Germany following graduation. Complementing his Nashville Predators ownership position, Connelly is also a minority owner of the Wichita Wind Surge in Wichita, Kan., a minor league baseball franchise.

A graduate of Williams College with a bachelor's degree in history and Northeastern University with an MBA, Connelly resides in Wellesley, Mass., with his wife, Amie, and their three sons.



JOEL & HOLLY DOBBERPUHL

Joel and Holly Dobberpuhl are now residents of Montecito, Calif., after living in Nashville for more than 20 years, where they were active in several charities through their family foundation. Joel is the CEO and Portfolio Manager of Jetstream Capital, a Nashville-based

investment firm he started in 2003. Joel and Holly received their degrees from Southern Methodist University in 1988.



DAVID S. FREEMAN

David S. Freeman is the CEO of 36 Venture Capital and the former founder and CEO of Commodore Medical Services, a medical waste management company sold in 2007. Freeman received his undergraduate degree from the University of Tennessee and a Juris Doctor degree from the Vanderbilt University School

of Law. Freeman serves on the Board of Trustees of the United Way of Metropolitan Nashville and Brandy Chastain's ReachUp Foundation.



PREDATORS OWNERSHIP



BRYAN GRANE

Bryan F. Grane is the Founder of East Orchard Capital (EOC). Prior to founding EOC, he was the Owner, Chairman and CEO of CST. Under Mr. Grane's leadership, CST became one of the premier intermodal logistics companies in the United States and was ultimately sold to Forward Air Corporation (FWRD) in 2014. Prior to joining CST, Mr. Grane was an investment banker at William Blair & Company, where he worked as a mergers and acquisition analyst and achieved Series 7 and 63 certifications.

Mr. Grane is the Founder of the St. Rita Mercy Foundation, a Board Member at Leadership Roundtable and is a nine-year member of Young Presidents' Organization.

He earned his Bachelor's of Business Administration in finance and business economics from the University of Notre Dame, where he graduated Summa Cum Laude and a member of Beta Gamma Sigma (International Honors Society). Mr. Grane also holds a Master of Business Administration from the Kellogg School of Management at Northwestern University.



JOEY A. JACOBS

Joey A. Jacobs is retired after 45 years in the healthcare industry. Jacobs serves on the board of directors of Cumberland Pharmaceuticals, Inc., The Jason Foundation and Monroe Carell Jr. Children's Hospital at Vanderbilt. Mr. Jacobs was nominated by former Tennessee Governor Bill Haslam and confirmed by the Tennessee General Assembly to serve on the Middle Tennessee State University Board of Trustees.

Jacobs is married to his wife of 44 years, Debbie, and they have two sons, Brent and Scott. Outside of work, he enjoys spending time with his family and friends, while also tending to his herd of black Angus

cattle at the family's farm in Warren County, Tenn. Additionally, Jacobs is an active church and community member, serving on several not-for-profit boards and giving to numerous local community and charitable organizations, such as the Monroe Carell Jr. Children's Hospital at Vanderbilt, The Jason Foundation and Morrison Elementary School. Jacobs also established the Joey Jacobs Chair of Excellence in Accounting at Middle Tennessee State University.



J. BRENT JACOBS

Brent Jacobs serves as Vice President of Acquisitions and Development at Surgery Partners, previously Symbion Healthcare before its acquisition in November 2014. Prior to joining Symbion in 2012, Mr. Jacobs worked as a Senior Associate in the Assurance practice at PricewaterhouseCoopers, LLP. He has more than 10 years of experience in accounting and finance and is currently focusing on merger and acquisitions, including transactional due diligence and financial analysis. Mr. Jacobs is a graduate of Sanford University, where he received a Bachelor of Arts in business administration and earned a Master of Accounting from the Brock School of Business. He also holds an MBA from the University of Florida's Hough Graduate School of Business.

Mr. Jacobs is married to his wife of 10 years, Katie. They have two daughters, Emmaline and Joey, and one son, Hunt. Mr. Jacobs enjoys spending time with his family and friends, playing hockey at the Ford Ice Centers and racing at the local Fairgrounds Speedway Nashville. Mr. Jacobs is an active church and community member, participating in numerous community service projects throughout the years.



SCOTT D. JACOBS

Scott D. Jacobs serves as Regional Controller at Acadia Healthcare in Franklin, Tenn. Prior to joining Acadia Healthcare, Mr. Jacobs worked as the CFO of TrustPoint Hospital in Murfreesboro, Tenn. He is a graduate of the University of Georgia, where he received his Bachelor's of Business Administration degree in accounting. Mr. Jacobs maintains an inactive certified public accountant license and is a member of the American Institute of Certified Public Accountants (AICPA).

Mr. Jacobs enjoys spending time with his family and friends, cycling and playing hockey for multiple teams at the Ford Ice Centers and Centennial Sportsplex. He is an active church and community member, most recently competing in the annual Bike to Jack & Back Ride benefiting the National Multiple Sclerosis Society.



JOHN McEVoy

With a career in wireless communications spanning more than 20 years, John M. McEvoy is a specialist in the recommendation and implementation of integrated mobile retail stores. John began his career in mobile communications in 1995 as a successful Sales Manager for Pacific Bell Wireless and quickly realized the market for wireless was larger than anticipated. In 1997, he founded The Mobile Solution Corporation to capitalize on this need. As President and CEO of TMS, he oversaw all operational aspects of the organization, operating debt free and expanding the company rapidly. The Mobile Solution Corporation grew nationwide to more than 3,000 employees and over \$500 million in revenue by 2006.

Embracing personal core values of integrity, innovation and growth, he founded his real estate investment company, 1551 Fourth Avenue, Inc., in 2004. Currently, Mr. McEvoy oversees an extensive portfolio of

commercial, residential and multi-family real estate. In addition, Mr. McEvoy has a diverse investment portfolio in technology, oil and natural gas and entertainment. Mr. McEvoy currently holds a minority ownership interest in MLB's Colorado Rockies and previously owned an interest in the San Diego Padres.

The Nashville Predators represent Mr. McEvoy's first investment in the Nashville area. However, when Mr. McEvoy visited Nashville, he was struck by the vibrancy and economic growth of the city. Mr. McEvoy's decision to invest in the Predators was primarily driven by the strength of the organization and team but was also impacted by the prospects for Nashville as a whole.



DeWITT C. THOMPSON, IV

DeWitt (De) C. Thompson, IV is retired chairman of Thompson Machinery Commerce Corporation. Thompson is a director of Aries Clean Technologies. He is a graduate of Vanderbilt University. Thompson

and his wife, Jackie, reside in Nashville.



DeWITT C. THOMPSON, V

DeWitt C. Thompson, V is Chairman and CEO of Thompson Machinery Commerce Corporation, a Caterpillar heavy machinery and power systems distributor in Tennessee and Mississippi. He also serves as Chairman for Aries Clean Energy. Thompson founded PureSafety in 1999 and served as Chairman until 2011.

Thompson is also a Director of Nikola Motor Company and The Shaw Group. He received his Bachelor's of Science degree from School of Engineering at Vanderbilt University. Thompson, his wife, Jamee, son, DeWitt, VI and daughters Helen, Grace and Laura reside in Nashville.



PREDATORS OWNERSHIP



JOHN P.G. THOMPSON

John Thompson is the CEO of Thompson Distribution based in Nashville. Thompson Distribution owns and operates value-add distribution and dealership businesses, such as MTA Distributors and Landmark Trucks. MTA is the exclusive Honda engine distributor for Tennessee, Kentucky, Georgia, Alabama, Mississippi, Florida, New Mexico, Arizona, Las Vegas and southern California. Landmark Trucks is a multi-location International Trucks dealership, based in Knoxville, Tenn. Additionally, Mr. Thompson is

an owner and director of both Thompson Machinery and Aries Clean Technologies. Thompson is active in the community, serving on the non-profit boards of the Blake McMeans Foundation, Woodmont Christian Church and Oak Hill School. A graduate of Vanderbilt University, Thompson resides in Nashville with his wife, Margaret, and their four children.



W. BRETT WILSON

W. Brett Wilson is a well-known Canadian businessman based in Calgary, Alta., with homes in several cities, including Nashville. A career energy-focused investment banker, he has extensive holdings in the energy, sports and real estate sectors through his private merchant bank, Prairie Merchant Corporation. He has

enjoyed wide recognition for his entrepreneurial and philanthropic efforts, including membership in the prestigious Order of Canada and is the recipient of numerous honorary degrees.



WARREN C. WOO

Warren C. Woo is a Founding Partner and Managing Member of CFT Capital Partners, which manages more than \$2 billion of alternative assets for the Cherrig Family Trust, the family office of Andrew and Peggy Cherrig, the Founders of Panda Express/Panda Restaurant Group.

Head of Financial Sponsors, Hedge Funds and Leverage Finance at UBS Investment Bank; Managing Director at Donaldson, Lufkin and Jenrette; and a Vice President at Drexel Burnham Lambert.

Previously, Woo was the Founder and Managing General Partner of Breakaway Capital; Founding Partner and Managing Director of Moelis & Company; Vice Chairman, member of the Board of Directors and Global

Woo received an MBA from the Stanford University Graduate School of Business and a Bachelor of Arts in economics from UCLA.





MANAGEMENT



DAVID POILE

PRESIDENT OF HOCKEY OPERATIONS, GENERAL MANAGER & ALTERNATE GOVERNOR

Set to begin his 41st consecutive season as an NHL general manager, making him the longest tenured GM in League history, Nashville Predators President of Hockey Operations/General Manager David Poile has spent 40 consecutive years at the helm of a franchise (25 with Nashville, 15 with Washington) dating back to Aug. 30, 1982 when he was hired by the Washington Capitals. He is the only general manager in NHL history to lead two different clubs for over 1,000 games and 500 victories, and on March 1, 2018 against Edmonton, Poile won his 1,320th game, making him the all-time winningest GM in League history.

Nashville's past five regular seasons have been among the best not only in franchise history but across the entire NHL. Following the Preds' 45-30-7 record (97 points) in 2021-22, Nashville has won 211 games since the start of the 2017-18 campaign, the eighth-most in the league, and its 456 combined points are the 11th-most. In 2018-19, Poile engineered a team that won the Central Division title for the second consecutive campaign and hit the 100-point mark for the seventh time. The season before, Poile's squad won the Presidents' Trophy and Central Division title for the first time in franchise history en route to the No. 1-seed and home-ice advantage in the playoffs. The Predators recorded 53 wins and 117 points in 2017-18 – both franchise records – and were led by Vezina Trophy winner and franchise icon Pekka Rinne.

After the Predators became Western Conference Champions and Poile advanced to his first Stanley Cup Final in 2016-17, he was named the 2017 General Manager of the Year at the NHL Awards in Las Vegas, his first such honor after being a finalist for the award in each of its first three years of existence (2010, 2011 and 2012), while also receiving the sixth-most votes in 2015. Poile is one of the most influential men in the sport, evidenced by his spot on the NHL's Competition Committee all 15 years of its existence, appointment to the Hockey Hall of Fame Selection Committee in 2014, and involvement with USA Hockey, highlighted by his service as General Manager of the United States Olympic Team for the 2014 Winter Games in Sochi, Russia. On Aug. 9, 2018, Poile's longstanding support and commitment to hockey in the United States was etched in history with his nomination to the U.S. Hockey Hall of Fame as part of the Class of 2018. Surrounded by friends and family, he was formally inducted at a ceremony held on Dec. 12, 2018 in Nashville.

While Poile continues to use effective drafting and development of home-grown players as the foundation for the Predators, his blueprint for success has necessitated the welcoming of high-octane offensive performers to the organization and bold trades in recent seasons. Dating back to the 2013 trade deadline, Poile and his staff have been aggressive in acquiring young, talented prospects with high offensive ceilings, and proven NHL stars via trade and free agency to supplement Nashville's drafted talent. This formula helped the Predators to their longest postseason run in franchise history – their first trip to the Stanley Cup Final in franchise history – in 2016-17, shattering nearly every Predators postseason record in the process. Under Poile's guidance, the Predators have reached the postseason in each of the past eight seasons and 15 of the past 18 campaigns.

Nashville's longstanding philosophy of building around home-grown players has paid dividends during its current postseason streak, tied for the second-longest active run in the NHL. Poile constructed the Predators' defense corps by drafting Captain Roman Josi, who won the 2020 Norris Trophy as the League's top defenseman and signed an eight-year, \$72.472 million contract – the largest in franchise history – on Oct. 29, 2019; Mattias Ekholm, who is one of the most

reliable defensemen in the game at both ends of the ice and has tallied at least 30 points in five of his last seven seasons; and young, promising blueliners such as Alexandre Carrier and Dante Fabbro.

Some of Poile's most impactful moves over the past eight-plus seasons have been on the trade front, with his two most recent blockbuster deals among the largest one-for-one trades in NHL history. On Jan. 6, 2016, Poile acquired the No. 1 center the team has coveted since Day 1 of the franchise by getting All-Star Ryan Johansen from the Columbus Blue Jackets, and then on July 28, 2017, he signed Johansen to an eight-year, \$64 million contract. On June 29, 2016, Poile executed the largest transaction in franchise history by acquiring 2013 Norris Trophy winner P.K. Subban and giving Smashville a bonafide superstar both on and off the ice. Prior to those acquisitions, on April 3, 2013, Poile traded for emerging superstar Filip Forsberg, who became Nashville's all-time leading goal scorer and set career highs in goals (42) and points (84) in 2021-22. Forsberg, selected 11th overall in the 2012 NHL Draft, was rated the third-best player by Poile's staff but slipped due to a run of defensemen being drafted.

In addition to Johansen and Forsberg, the forward corps are anchored by Matt Duchene, whose 43 goals in 2021-22 were the most in a single-season in team history, and Mikael Granlund, who was acquired from Minnesota in February 2019 and had 53 assists last season, the third-most in a season in Predators lore. Other offensive threats include 2017 Stanley Cup Playoffs breakout star Colton Sissons (second round in 2012), Tanner Jeannot (signed in 2018) and Yakov Trenin (second round in 2015). Nashville is also bullish on the future of many forwards both on the roster and in the system, including Eeli Tolvanen, Philip Tomasino, Joakim Kemell, Zachary L'Heureux, Fedor Svechov, Egor Afanasyev and Jussou Parssinen. Of the 33 players used by the team in 2021-22, 16 were either drafted by the club or made their NHL debuts with the Preds.

After acquiring defenseman Jeremy Lauzon from Seattle in March, Poile was again aggressive on the trade front during the summer leading into the 2022-23 campaign. In July, he added two-time Stanley Cup champion Ryan McDonagh from the Tampa Bay Lightning, further solidifying Nashville's blue line with another leader and veteran presence. He rounded out the squad in free agency, signing a top-six forward in Nino Niederreiter, goaltender Kevin Lankinen to bolster the team's depth at the position and pieces such as reigning AHL Defenseman of the Year Jordan Gross and forwards Zach Sanford, Kiefer Sherwood and Mark Jankowski.

The assertive, team-building plan implemented by Poile from the franchise's inception has helped the organization earn the reputation as one of the most stable, well-built teams in the NHL. Crucial to the plan's success is the ability to make the right selections and develop the young prospects. Poile has assembled a bright staff of personnel charged with those responsibilities, including Assistant General Manager/Director of Scouting Jeff Kealty, Assistant General Manager/Director of Hockey Operations Brian Poile, Assistant General Manager/Director of Player Development/Milwaukee Admirals General Manager Scott Nichol and a team of gifted professional and amateur scouts across North America and Europe.

Poile has long been a proponent of a strong developmental system as a means to develop promising young players into productive NHL players. The Predators' primary developmental affiliate, the American Hockey League's Milwaukee Admirals, captured the first Calder Cup title in franchise history in 2004 and revisited the final in 2006. Head Coach Karl Taylor, who Poile hired to lead Milwaukee on June 29, 2018, won the Louis A.R. Pieri Memorial Award

DAVID POILE'S CAREER GM BREAKDOWN (REGULAR SEASON)

YEARS	TEAM	GP	W	L	T	OTL	PTS	PCT
1982-97	Washington	1180	594	454	132	--	1320	.559
1997-21	Nashville	1731	852	656	60	163	1927	.557
TOTAL		2911	1446	1110	192	163	3247	.558



MANAGEMENT

as the AHL's outstanding coach in his second season at the helm in 2019-20 and anchors a staff with a proven track record of developing talent. Including the 2019-20 shortened campaign, the Ads have advanced to the Calder Cup Playoffs in 17 of the last 19 seasons they have competed in, winning six division titles in that span. From 2002-03 to 2010-11, the Admirals became the first team in AHL history to post 40-or-more wins and 90-or-more points in eight consecutive seasons, each with a team predominately made up of Predators prospects.

Poile's wisdom and experience is clearly valued throughout the hockey world, as evidenced by his selection to the post of General Manager of the U.S. Olympic Team for the 2014 Sochi Games. He was associate general manager for the 2010 U.S. Olympic Team and helped select the team that would become one of the headline stories of the 2010 Vancouver Games, capturing the hearts of a nation en route to a silver medal. Poile was a member of the U.S. National Team Advisory Group for the third consecutive IIHF World Championship in 2014, served as associate GM for the American entries into the 2009 and 2010 editions of the tournament and as general manager at the 1998 and 1999 Worlds.

Since its establishment in 2005, Poile has helped guide the NHL Competition Committee, making him one of just two individuals to sit on the committee all 16 seasons of its existence. The steering body that formulates and recommends rule changes for approval by the NHL Board of Governors, the Competition Committee continues to be one of the most influential bodies in the game today having helped usher in innovations featuring on-ice innovations such as the regular-season shootout, hybrid icing and the grandfathering of visors. In March 2014, Poile received yet another prestigious honor by being appointed to the Hockey Hall of Fame Selection Committee and helped mold the Hall of Fame's 61st (2014) through 68th (2022) classes.

Poile's third straight General Manager of the Year nomination in 2011-12 came after the team finished with a 48-26-8 record (104 points), the third-best record in the Western Conference and fifth-best in the NHL, helping the Preds earn home-ice advantage in the Stanley Cup Playoffs. In 2010-11, he was a finalist for the award after Nashville earned the fifth seed in the Western Conference (99 points) and gave up the third-fewest goals in the League (190) despite missing nearly 350 man-games due to injury, and in 2009-10, he constructed a team that was one of 11 to hit the 100-point mark despite having a payroll ranked 28th in the League, earning a spot as a finalist for the inaugural General Manager of the Year Award.

In 2006-07, Poile was recognized by The Sporting News as its "Executive of the Year," an honor he had received twice previously (1982-83 and 1983-84), which is determined through a vote of his peers, after the Predators finished the season with the second-most points in the Western Conference and tied for the third-most points in the entire League. Locally, Business TN magazine honored him as the magazine's "CEO of the Year" for 2006 based on his consistent and successful track record as the team's architect.

In 2001, Poile was a recipient of the Lester Patrick Award in recognition of his contributions to hockey in the United States. Poile has devoted his professional career to hockey and the NHL, particularly in non-traditional markets. His late father, Bud Poile, also a recipient of the Lester Patrick Award (1989) and a member of the Hockey Hall of Fame (1990), served as general manager of two expansion franchises – first in Philadelphia (1967) and then in Vancouver (1970). Poile began his professional career as an administrative assistant with the Atlanta Flames expansion franchise in 1972 and spent 10 years with the organization before being named general manager of the Washington Capitals in 1982. The 2022-23 campaign will mark his 50th in the NHL.

For the 1982-83 season, Poile took the reins of a Washington team that had never made the Stanley Cup Playoffs. In his 15 years there, the Capitals advanced to the postseason 14 times. The 1997-98 Capitals, largely comprised of players Poile acquired, advanced to the Stanley Cup Final. During his 15-year tenure, the Caps compiled a record of 594-454-132 (.559), ranking among the NHL's Top-5 teams during that span.

Poile was instrumental in the League's adoption of the instant replay rule in 1991. He was awarded Inside Hockey's Man of the Year award for his leadership on the issue.



A graduate of Northeastern University in Boston, Poile was hockey team captain, leading scorer and most valuable player for two years, earning a place in the University's Hall of Fame. In June 2014, he received an honorary doctorate degree from American Sentinel University.

Poile also serves as an alternate governor for the team and in December 2007 added President of Hockey Operations to his title. For the past 11 seasons, Poile has donated to Operation Homefront (which provides emergency assistance and morale programs to our U.S. troops), USA Hockey and the Peterson for Parkinson's Foundation for every Predators victory.

He and his wife, Elizabeth, reside in Nashville. The Poiles have two children – daughter Lauren and son Brian – and three grandchildren – Ellie, Charlotte and Wyatt.

LONGEST TENURED GENERAL MANAGERS, NHL HISTORY

GENERAL MANAGER	TEAM(S)	YEARS	SEASONS
David Poile	Washington/Nashville	41	1982-83 to 2022-23
Jack Adams	Detroit	35	1927-28 to 1961-62
Glen Sather	Edmonton/NY Rangers	35	1980-81 to 2014-15
Conn Smythe	Toronto	30	1927-28 to 1956-57
Art Ross	Boston	30	1924-25 to 1953-54



MANAGEMENT



SEAN HENRY PRESIDENT, CHIEF EXECUTIVE OFFICER & ALTERNATE GOVERNOR

Sean Henry is entering his 13th season in SMASHVILLE and could not be more excited to launch what is planned to be an 82-game regular season and a full concert touring slate! This normal start was taken for granted in years past and unfortunately has not been the norm the past few seasons, but the past two

seasons have given Henry an even higher sense of pride in the organization and the community than he has ever had. Countless GOLDen Moments were created by the Predators players, staff, and partners when the community needed it the most. In the wake of the devastating tornadoes on March 3, 2020, and through all the pain and suffering caused by the ongoing pandemic, followed by the Christmas morning explosion and the Waverly floods, the organization's "relationships over revenue" philosophy was allowed to shine so brightly in some of SMASHVILLE's darkest days. Repeatedly, players and staff engaged with our partners to help brighten the days by providing aid, comfort, resources, encouragement and at times positive distractions to those that pushed us through some trying times. Leveraging the passion our fans have for this team to mobilize the organization in support of the entire Middle Tennessee community is something that any achievement in a career cannot easily match.

Henry is most proud of and grateful for that very community - all of SMASHVILLE, the Loyal Legion, and the 7th Man - for creating such an amazingly unique bond with the Preds. Without their support, we would not have been recognized as Arena of the Year by Pollstar magazine, IEBA, CMA and ACM. Our fan support solidifies our constant spot as a Top Workplace by the Tennessee and as the No. 1 professional sports franchise by ESPN, and without their tireless dedication to this franchise and passion for all we aim to achieve, we would not be the organization we are today. Henry is proud to serve these incredible fans alongside the best employees in the industry to reach our ONEGOAL, to be the No. 1 sports and entertainment venue in the United States with its centerpiece being the Stanley Cup Champion Nashville Predators hockey team.

The 2022-23 season will be another season that will put SMASHVILLE in the center of the hockey universe, not once, not twice, but three times, as the passion of the best fans in sports will be spotlighted when the team launches the season by participating in the 2022 NHL Global Series™ and then hosts both the 2023 NHL Awards and the 2023 Upper Deck NHL Draft.

Alongside an annual impact of over \$700 million in tangible economic benefits to the community, the memories built within and around Bridgestone offer an intangible and possibly even more valuable impact than the growing success has created. The reach, power and passion of the amazing fan base continue to extend SMASHVILLE's ripple effect in so many new ways. From the Nashville Predators Foundation empowered by SmileDirectClub and the Ford Ice Centers, to the rising media ratings and the venue's status of one of the busiest venues in the world and to SS&E's launch, the borders of SMASHVILLE's growth positively impact families and businesses across the region.

SMASHVILLE continues to grow, reinforcing what an incredible hockey community we have. SS&E now has two new rink projects in development in Sumner and Williamson counties, and F&M Bank Arena in Clarksville nears completion, joining the two existing Ford Ice Centers and the Lee Company Dek Hockey Rink in providing economic impact throughout our region while removing more and more boundaries for people to enjoy our wonderful sport.

Henry was born a Nashvillian, although it took him 42 years to get here. Before leading his favorite staff in SMASHVILLE, he served for 11 years as the Executive Vice President and COO of the Tampa Bay Lightning, two years as the Vice President of Sales and Marketing with Unity Motion and 14 years with Volume Services Inc., where he worked with the Detroit Pistons, St. Louis Rams, and the Washington Redskins.

Though much of his time is spent moving the Nashville Predators and Bridgestone Arena towards its ONEGOAL alongside tireless and passionate

SMASHVILLE employees, Henry is grateful for each day that he, along with his wife, have the opportunity to serve on the boards of the Nashville Predators Foundation, YWCA of Nashville and Middle Tennessee, Nashville Downtown Partnership, Nashville Sports Council, Nashville Chamber of Commerce, the Monroe Carell Jr. Children's Hospital at Vanderbilt's Advisory Board and STARS while also staying involved in his children's schools, sports teams, marching band and clubs.

Henry has been fortunate to have enjoyed some wonderful milestones in his career, but his reigning (it is no longer given out, so the reign will continue for decades!) Father of the Year Award is one that has no equal and one that would not be possible without the support and good humor of his wife of 30 years, Tracey Manning (a.k.a. the Suburban Diva), or his four children, and one daughter in law - Stevie, Katie, Matty, Amy and Jessie. How Henry managed to win Father of the Year despite his constant attempts to recreate National Lampoon's Vacation and repeated stories (all normally captured in the Diva's writings), is perhaps his greatest achievement. The Henry family ranked those vacations and selected Yellowstone National Park as their top family vacation, though they hope Bern and Prague rival that. To memorialize their favorite trip, after years of owning bears ranging from small to life-sized, they adopted a real, live bear from the wildlife refuge center in the park to join their adopted dogs, Yogi and Seymour, and their hamster, Toast.





MANAGEMENT



MICHELLE KENNEDY CHIEF OPERATING OFFICER

Michelle Kennedy joined the Predators in March 2008 as In-House Counsel. Kennedy, also a certified public accountant (CPA), accepted the additional charge of Chief Financial Officer for the Predators and Powers Management in 2010 while continuing to serve as the

organization's General Counsel. In 2017, Kennedy was named the organization's Chief Operating Officer.

Kennedy often has the opportunity to speak to groups about SMASHVILLE, the Loyal Legion, the 7th Man and the amazingly unique bond that all of those groups share with the Predators organization. Without their support, Bridgestone Arena would not have been recognized as Arena of the Year on multiple occasions by Pollstar magazine, IEBA, CMA and ACM. The same fan support and unique bond referenced above solidified the organization's status as a Top Workplace by the *Tennessean* for an 10th consecutive year and also played a large role in the organization being named the No. 1 professional sports franchise by ESPN.

"We are one of the busiest buildings in the world and have earned our fair share of accolades but we can always be better and that is what we strive for each day! We have evolved as an organization and are excited about what lies ahead, not only in Bridgestone Arena but at the Ford Ice Centers and the growing footprint of affiliates, with the introduction of SS&E in early 2021. We will remain focused on the health and welfare of our fans, guests, colleagues, performers and players, and we look forward to an exciting concert and hockey season in Bridgestone Arena as well as a full schedule of activities at the Ford Ice Centers and other venues and campuses where SS&E will continue to make an impact! I look forward to kicking off this season in our first-ever Global Series in Prague after visiting Roman's hometown of Bern then returning home to our incredible fans to resume our organization's pursuit of ONEGOAL - to be the No. 1 sports and entertainment venue in the United States with its centerpiece as the Stanley Cup Champion Nashville Predators hockey team."

Kennedy currently serves as the Chairman of the Nashville Predators Foundation empowered by SmileDirectClub; she, along with every player, coach

and employee of this great organization embraces the commitment to give back to the community that has given so much to it over the years. Kennedy shares the organization's belief that the work of the foundation is as integral to the mission of the organization as ice hockey and entertainment. "Our commitment to this community is second to none...we owe everything to them. Our fans and our community quite literally saved us from relocation in 2007; they are a huge part of this organization and we look for ways every day to give back and show how proud we are to be a part of this community."

Kennedy began her career as an auditor at KPMG International, an advisory, audit and tax services company. After nearly five years in public accounting, she joined Vanderbilt University as an Associate Director of Athletics. For six years, she was responsible for oversight of the department's business operations, including finance, ticket operations, facilities, game and event management, as well as oversight of marketing and corporate sponsorship activities. Kennedy continued to work in a consultative capacity for Vanderbilt while attending law school from 2004-07.

During the 2019 Stanley Cup Playoffs, Kennedy was featured on NBC's female sports initiative platform, *On Her Turf*, in an episode of Hockey is for Her, which focused on women in and around the National Hockey League. Kennedy was also a speaker at the 14th Annual MIT Sloan Sports Analytics Conference in Boston in 2019. In addition to being named to the Sports Business Journal's "Game Changers Class of 2018," Kennedy was a finalist for Nashville Business Journal's 2015 CFO of the Year and was featured in Nashville Lifestyles Magazine in the 2016 Top 10 "Women in Business" issue. She has been an adjunct professor at David Lipscomb University, is a former member of the board of Make-A-Wish of Middle Tennessee and currently serves on the boards of the Nashville Humane Association and the YWCA.

Kennedy obtained a Bachelor of Arts in economics from Vanderbilt University in 1992 and a Juris Doctorate from Vanderbilt University in 2007. A native of Hawesville, Ky., Kennedy now resides in Nashville.



MANAGEMENT



DAVID KELLS EXECUTIVE VICE PRESIDENT OF ENTERTAINMENT & VENUES

David Kells has been with Bridgestone Arena and the Nashville Predators since 2005. During his tenure, he has served as the Conversion Manager, Event Manager, Director of Marketing, Senior Vice President of Booking, Senior Vice President of Events

& Marketing and currently as Executive Vice President of Entertainment and Venues.

Kells is most proud of and grateful for that very community - all of SMASHVILLE, the Loyal Legion, and the 7th Man - for creating such an amazingly unique bond with the Preds. Without their support, we would not have been recognized as Arena of the Year by Pollstar magazine, IEBA, CMA and ACM. Our fan support solidifies our constant spot as a Top Workplace by the Tennessean and as the No. 1 professional sports franchise by ESPN, and without their tireless dedication to this franchise and passion for all we aim to achieve, we would not be the organization we are today. Kells is proud to serve these incredible fans alongside the best employees in the industry to reach our ONEGOAL, to be the No. 1 sports and entertainment venue in the United States with its centerpiece being the Stanley Cup Champion Nashville Predators hockey team.

Kells quickly developed a passion for live entertainment after working his first concert at the age of 18 and is proud to have been part of Nashville's live entertainment community ever since. Over the course of his career, he has worked for SFX Entertainment, Great Big Shows and AC Entertainment. Prior to joining the Bridgestone Arena staff, Kells helped manage the legendary Exit / In music venue and has been involved in producing such festivals as Dancin' in the District (Nashville, Tenn.), Sundown in the City (Knoxville, Tenn.) and Birmingham City Stages (Birmingham, Ala.).

In addition to helping oversee Bridgestone Arena's rise to one of the top venues in the U.S. and Pollstar Arena of the Decade nominee, Kells has received personal recognition for his hard work in the industry. Kells was named the Pollstar Venue Executive of the Year in 2022 and 2017, International Arena Buyers Association's Venue Executive of the Year in 2014, 2016 and 2019 and has been nominated for Pollstar's Facility Executive of the Year seven times. A lover of hockey from a young age, Kells' hockey career peaked in 1980 when he received the Most Improved Player Award from the Massena Minor Hockey Association.

Kells and his wife, Lucy, reside in Inglewood and have one daughter, Kathryn.



BILL WICKETT EXECUTIVE VICE PRESIDENT & CHIEF MARKETING OFFICER

After joining the Nashville Predators and Bridgestone Arena as Executive Vice President and Chief Marketing Officer in March 2021, Bill Wickett is entering his second full season in SMASHVILLE in 2022-23. In his role with the Predators and the Arena, Wickett is

responsible for the company's marketing and communications efforts, inclusive of public relations, broadcasting, game presentation, social, digital and event marketing and branding. Additionally, he oversees the Nashville Predators Foundation empowered by SmileDirectClub and its community relations efforts throughout Middle Tennessee.

Wickett is most proud of and grateful for that very community - all of SMASHVILLE, the Loyal Legion, and the 7th Man - for creating such an amazingly unique bond with the Preds. Without their support, we would not have been recognized as Arena of the Year by Pollstar magazine, IEBA, CMA and ACM. Our fan support solidifies our constant spot as a Top Workplace by the Tennessean and as the No. 1 professional sports franchise by ESPN, and without their tireless dedication to this franchise and passion for all we aim to achieve, we would not be the organization we are today. Wickett is proud to serve these incredible fans alongside the best employees in the industry to reach our ONEGOAL, to be the No. 1 sports and entertainment venue in the United States with its centerpiece being the Stanley Cup Champion Nashville Predators hockey team.

A 1990 graduate of the University of Michigan, Wickett joined the Predators after 21 years with the Tampa Bay Lightning and AMALIE Arena, most recently

serving as that National Hockey League organization's Executive Vice President for Marketing and Communications. While with the Lightning, Wickett was fortunate enough to contribute on the business side of the organization on two Stanley Cup Championships, one in 2004 and the second in 2020.

While with the Lightning and the arena, Wickett also oversaw special events and championships, leading the organization's cooperative efforts to host the 2018 NHL All-Star Weekend. While in Tampa, he also served two tenures as Chairman of the Tampa Bay Sports Commission, helping the City of Tampa earn national recognition for the recruiting and execution of major national collegiate and professional sporting events.

Prior to joining the Lightning in 1999, Wickett worked for six years as the Director of Media Relations for his hometown Detroit Pistons. He started his career as Assistant Sports Information Director for the University of Michigan, serving as the primary media liaison for the program in 1991 and 1992, working with the "Fab Five."

Wickett and his wife, Mikki, live in Franklin with their son, Jake, a sophomore at Father Ryan High School. They have an adult daughter, Jane, a recent nursing graduate of Auburn University, and an adult son, Sean, an accounting graduate of the University of Mississippi.



MANAGEMENT



KEITH HEGGER

SENIOR VICE PRESIDENT & CHIEF FINANCIAL OFFICER

Keith Hegger enters his seventh season with the Nashville Predators organization and is the Chief Financial Officer. As the organization's financial leader and a member of the Executive Leadership Team, Hegger oversees the finances for the Nashville

Predators, Bridgestone Arena, Ford Ice Centers, SS&E and the Nashville Predators Foundation empowered by SmileDirectClub.

Hegger is most proud of and grateful for that very community - all of SMASHVILLE, the Loyal Legion, and the 7th Man - for creating such an amazingly unique bond with the Preds. Without their support, we would not have been recognized as Arena of the Year by Pollstar magazine, IEBA, CMA and ACM. Our fan support solidifies our constant spot as a Top Workplace by the Tennessean and as the No. 1 professional sports franchise by ESPN, and without their tireless dedication to this franchise and passion for all we aim to achieve, we would not be the organization we are today. Hegger is proud to serve these incredible fans alongside the best employees in the industry to reach our ONEGOAL, to be the No. 1 sports and entertainment venue in the United States with its centerpiece being the Stanley Cup Champion Nashville Predators hockey team.

Hegger's primary responsibilities include oversight of all financial reporting as well as the cash and fiscal management of the company and its assets. Since joining the Predators, he refinanced the local and league-related credit

facility for the organization and helped strengthen the relationship with the local banking partner. Hegger manages the budget and financial projection processes and is the team's primary contact with the NHL regarding financial reporting and projections. Hegger is also heavily involved in the organization's relationship with the city of Nashville, whose Sports Authority owns Bridgestone Arena, and the related lease between the entities.

Prior to joining the Predators, Hegger served as the Vice President of Finance for the NBA's Memphis Grizzlies. While with the Grizzlies, he managed the financial and payroll operations of the company, which included participating in a new league credit facility and streamlining the financial close and reporting process. Hegger began his sports and entertainment career with the St. Louis Blues where he headed the accounting department as the Controller. With the Blues, in addition to heading the accounting department, he was involved in several unique growth projects, such as the modeling and opening of the historic opera house in downtown St. Louis and the purchase of the Blues affiliated minor league team at the time. After receiving a bachelor's and master's degree in accounting from the University of Illinois, Hegger first entered the workforce as an auditor with PricewaterhouseCoopers.

Hegger and his wife, Lauren, reside in Franklin and have two daughters, Charlotte and Emily.



HEIDI BUNDREN

SENIOR VICE PRESIDENT, GENERAL COUNSEL

Heidi Bundren enters her eighth season with the Predators and sixth in her role as General Counsel in 2022-23. Bundren serves as the organization's chief legal advisor and provides direction on all legal matters impacting the team, Bridgestone Arena, Ford

Ice Center Antioch and Bellevue and Sabertooth Sports & Entertainment. She is extensively involved in the organization's human resources initiatives as well as the development and implementation of legal strategies and initiatives, negotiating of stakeholder agreements, managing enterprise-wide deployment of legal services, collaborating with departments across the organization, managing litigation and ensuring compliance in all aspects of the organizations' operations. Heidi joined the organization in 2015 as Senior Counsel, was promoted to Assistant General Counsel in 2016 and entered her current position in October 2017.

Bundren is most proud of and grateful for that very community - all of SMASHVILLE, the Loyal Legion, and the 7th Man - for creating such an amazingly unique bond with the Preds. Without their support, we would not have been recognized as Arena of the Year by Pollstar magazine, IEBA, CMA and ACM. Our fan support solidifies our constant spot as a Top Workplace by the Tennessean

and as the No. 1 professional sports franchise by ESPN, and without their tireless dedication to this franchise and passion for all we aim to achieve, we would not be the organization we are today. Bundren is proud to serve these incredible fans alongside the best employees in the industry to reach our ONEGOAL, to be the No. 1 sports and entertainment venue in the United States with its centerpiece being the Stanley Cup Champion Nashville Predators hockey team.

Bundren began her career as a consultant at KPMG Consulting, which offers global business consulting and advisory services. Prior to working for the Predators, she spent two years as a briefing attorney at the First Court of Appeals of Texas and more than five years at Haynes and Boone, a Texas-based AmLaw 100 U.S. law firm. Bundren's practice has been varied but has been concentrated in litigation and employment law matters.

Bundren earned a Bachelor of Arts in business administration and marketing from the University of Saint Thomas in 1999 and a Juris Doctor from the South Texas College of Law in 2005. A native of Houston, Texas, she now resides in Nashville with her husband, Brandon, and two sons, Riley and Rhett. Bundren serves as a board member of Ronald McDonald House Charities of Nashville.



MANAGEMENT



NAT HARDEN

SENIOR VICE PRESIDENT OF TICKETS, PREMIUM SALES & YOUTH HOCKEY

An "original Predator" who started with the franchise in 1997, Nat Harden is responsible for all ticket sales and premium sales, business analytics, youth hockey and Ford Ice Center Antioch and Bellevue.

Although the 2020-21 NHL season began with no fans in attendance, as soon as Bridgestone Arena was able to invite the Loyal Legion back to SMASHVILLE, Harden played a critical role in the implementation of the Loyal Legion Ticket Lottery presented by Tennessee Lottery, which established an exclusive and equitable opportunity for Season Ticket Citizens to attend Predators games. Under Harden's leadership, the organization went on to admit 14,107 fans for the team's final postseason game, the largest crowd of any NHL team appearing in the 2021 Stanley Cup Playoffs.

Following the pause of the 2019-20 season, Harden's direction saw the Nashville Predators not only work with every Season Ticket Citizen to offer payment and refund flexibility, but also safely and successfully re-opened the Ford Ice Centers that had been closed for more than three months. Prior to the season that was cut short, in 2018-19, the Predators enjoyed their most successful sales season, selling out 153 consecutive home games and selling out of season tickets for the second time in franchise history, accomplishments that the organization will strive to replicate in 2022-23.

Harden is most proud of and grateful for that very community - all of SMASHVILLE, the Loyal Legion, and the 7th Man - for creating such an amazingly

unique bond with the Preds. Without their support, we would not have been recognized as Arena of the Year by Pollstar magazine, IEBA, CMA and ACM. Our fan support solidifies our constant spot as a Top Workplace by the Tennessean and as the No. 1 professional sports franchise by ESPN, and without their tireless dedication to this franchise and passion for all we aim to achieve, we would not be the organization we are today. Harden is proud to serve these incredible fans alongside the best employees in the industry to reach our ONEGOAL, to be the No. 1 sports and entertainment venue in the United States with its centerpiece being the Stanley Cup Champion Nashville Predators hockey team.

Harden started with the Predators as a Fan Relations Account Service Executive before becoming a Corporate Account Executive in 2000. He was promoted to Season Ticket Sales Manager prior to the 2003-04 season, Director of Ticket Sales in 2006, Vice President of Ticket Sales in 2007 and Senior Vice President of Ticket Sales in 2013.

A graduate of Mississippi State University with a bachelor's degree in business administration and a master's degree in sports administration, Harden played baseball for the Bulldogs from 1992-96. Since taking over the season-ticket sales, he has required all employees to ring a Mississippi State/Nashville Predators cowbell upon a sale.

Harden and his wife, Paige, reside in Nashville with their two children - 19-year-old son, Ty, and 16-year-old daughter, Clara.



DAVE URSO

SENIOR VICE PRESIDENT OF OPERATIONS

Dave Urso enters his sixth season as Senior Vice President of Operations, where he oversees all arena and event operations. His role also focuses on Bridgestone Arena's food and beverage and merchandise operations, managing contractual and relationship elements of partnerships with outside vendors and others and continuing to build upon the Arena's quality control program.

Urso is most proud of and grateful for that very community - all of SMASHVILLE, the Loyal Legion, and the 7th Man - for creating such an amazingly unique bond with the Preds. Without their support, we would not have been recognized as Arena of the Year by Pollstar magazine, IEBA, CMA and ACM. Our fan support solidifies our constant spot as a Top Workplace by the Tennessean and as the No. 1 professional sports franchise by ESPN, and without their tireless dedication to this franchise and passion for all we aim to achieve, we would not be the organization we are today. Urso is proud to serve these incredible fans

alongside the best employees in the industry to reach our ONEGOAL, to be the No. 1 sports and entertainment venue in the United States with its centerpiece being the Stanley Cup Champion Nashville Predators hockey team.

Urso spent 21 years with Centerplate (1988-09), where he worked as a concession manager at the Palace of Auburn Hills until 1995. After this first job, Urso moved on to become a Concessions Manager with the Jacksonville Jaguars until 1997. The following year, he started his five-year career with Tropicana Field as their General Manager before becoming Centerplate's Vice President of Operations for the Southeastern United States in 2002. Most recently, he spent six years as a Regional Vice President for Delaware North Companies Sportservice.

Urso and his wife, Tracy, reside in Brentwood. He has two sons, Jack (17), a senior at Ravenwood High School and Austin (24), who is currently pursuing his MBA at the University of Florida and works for Lockheed Martin in Dallas, Texas.



MANAGEMENT



KYLE CLAYTON SENIOR VICE PRESIDENT OF OPERATIONS

Kyle Clayton is entering his 15th season with the Nashville Predators and Bridgestone Arena and his second as Senior Vice President of Operations. Clayton is responsible for ensuring Bridgestone Arena remains dedicated to the fan experience by implementing fan feedback seasonally through building enhancements. Every year, Bridgestone Arena focuses their renovation plans on enhancing areas for every person that enters the building. Clayton's background in accounting and budget management has enabled the organization to maximize each project's potential. His team's experience provides flexibility that allows many projects to be completed during extremely short off seasons while maintaining a busy concert schedule that consistently ranks in the Top 10 in the U.S. for ticket sales. Clayton is also responsible for handling governmental affairs, such as managing the Predators' relationship with Nashville's Metro Sports Authority and Montgomery County Sports Authority.

Clayton is most proud of and grateful for that very community - all of SMASHVILLE, the Loyal Legion, and the 7th Man - for creating such an amazingly unique bond with the Preds. Without their support, we would not have been recognized as Arena of the Year by Pollstar magazine, IEBA, CMA and ACM. Our

fan support solidifies our constant spot as a Top Workplace by the Tennessean and as the No. 1 professional sports franchise by ESPN, and without their tireless dedication to this franchise and passion for all we aim to achieve, we would not be the organization we are today. Clayton is proud to serve these incredible fans alongside the best employees in the industry to reach our ONEGOAL, to be the No. 1 sports and entertainment venue in the United States with its centerpiece being the Stanley Cup Champion Nashville Predators hockey team.

Clayton started with the organization in 2007 as an intern in the accounting department. Upon graduating from Tennessee Tech, he started full time in April 2008. Throughout his time in SMASHVILLE, he has served as Staff Accountant, Senior Accountant, Assistant Director of Finance, Director of Financial Reporting, Senior Director of Operations, Vice President of Operations and now Senior Vice President of Operations. Clayton is honored to work for his hometown team that is ranked as the No. 1 franchise in all of sports.

Clayton, a Middle Tennessee native, resides in Thompson's Station with his wife, Amanda, and children, Jackson, Noah and Charley.



JACK BURK VICE PRESIDENT OF CORPORATE PARTNERSHIPS

Jack Burk joined the Nashville Predators in the spring of 2008. Entering his 15th season with the team, Burk is the current Vice President of Corporate Partnerships, overseeing all partnerships sales and service initiatives for the Nashville Predators, Bridgestone Arena and Ford Ice Center Antioch and Bellevue. Burk is a member of the Nashville Predators Foundation empowered by SmileDirectClub Board of Directors and serves as President of the Nashville Jr. Predators youth hockey organization.

Burk is most proud of and grateful for that very community - all of SMASHVILLE, the Loyal Legion, and the 7th Man - for creating such an amazingly unique bond with the Preds. Without their support, we would not have been recognized as Arena of the Year by Pollstar magazine, IEBA, CMA and ACM. Our fan support solidifies our constant spot as a Top Workplace by the Tennessean and as the No. 1 professional sports franchise by ESPN, and without their tireless dedication to this franchise and passion for all we aim to achieve, we would not be the organization we are today. Burk is proud to serve these incredible fans

alongside the best employees in the industry to reach our ONEGOAL, to be the No. 1 sports and entertainment venue in the United States with its centerpiece being the Stanley Cup Champion Nashville Predators hockey team.

Burk attended Denison University in Granville, Ohio, where he earned a liberal arts degree in English literature. Upon graduation, Burk began his career as an executive recruiter for Chicago-based executive search firm, Reilly Partners. After going on to perform executive search work for the NHLPA, Burk made a career transition into the sports and entertainment industry. Burk started with the Nashville Predators in the ticket sales department in 2008 and moved into the corporate partnerships department two years later. Following a series of progressively responsible corporate partnerships roles, Burk was promoted to his current role of Vice President in March 2020.

Burk is a proud resident of Nashville, where he lives with his wife, Lindsay, and their two beautiful children, Brody and Blake.



MANAGEMENT



DANNY BUTLER VICE PRESIDENT & GENERAL MANAGER OF FORD ICE CENTERS

Danny Butler is entering his 12th season with the Nashville Predators and his fourth as Vice President and General Manager of the Ford Ice Centers and F&M Bank Arena. Butler is responsible for all aspects of Ford Ice Center Antioch and Bellevue, from on-ice activities to facility operations. Butler oversaw the opening of Ford Ice Center Antioch in 2014 and all phases of design and construction of the newest ice rink, Ford Ice Center Bellevue, in 2019. He is currently overseeing the construction of F&M Bank Arena in Clarksville and the announced Ford Ice Center in Sumner County. Butler's background is in event management with a focus in facility operations.

Butler is most proud of and grateful for that very community - all of SMASHVILLE, the Loyal Legion, and the 7th Man - for creating such an amazingly unique bond with the Preds. Without their support, we would not have been recognized as Arena of the Year by Pollstar magazine, IEBA, CMA and ACM. Our fan support solidifies our constant spot as a Top Workplace by the Tennessean and as the No. 1 professional sports franchise by ESPN, and without their tireless dedication to this franchise and passion for all we aim to achieve, we would not be the organization we are today. Butler is proud to serve these incredible fans alongside the best employees in the industry to reach our ONEGOAL, to be the No. 1 sports and entertainment venue in the United States with its centerpiece being the Stanley Cup Champion Nashville Predators hockey team.

Since opening, the Ford Ice Centers have hosted more than one million visitors annually at each building. Through outstanding partnerships with the Nashville

Jr. Predators, GNASH (High School hockey), CCM World Invite, Gretzky Hockey School and so many other events, the Ford Ice Centers continue to be two of the busiest ice rinks in the United States. Butler oversaw the design and implementation of all on-ice programming in the facilities. This includes one of the Top 5 largest Learn to Skate programs in the country, an adult hockey league that has over 1,600 active members, Nashville Predators youth hockey that has grown youth hockey in Tennessee by more than 35 percent, Nashville JV Hockey and countless other programs that further the expansion of hockey and skating in Middle Tennessee.

Butler's career in sports started early, spending a lot of time as a child with his father, who worked in multiple sports facilities all over the United States. In the summer, you would often see Butler right behind his father as he showed him the ropes of this fast-paced environment. Butler interned with the Tampa Bay Rays 10 years after his father helped open Tropicana Field. Following the internship, Butler was hired by the Tampa Bay Lightning, spending three seasons there before moving to Nashville. In 2011, Butler was hired by the Nashville Predators as an Event Coordinator, serving in that role for three years before becoming the General Manager of Ford Ice Center.

Butler is a graduate of Belmont Abbey College. He is married to his wife Amy and has three children - Blake, Everett and Collins. Butler was born in New York and currently resides in Nolensville.



DAVID CHADWELL VICE PRESIDENT OF EVENTS

David Chadwell is the current Vice President of Events for the Nashville Predators and Bridgestone Arena, a role he assumed in August 2012. A well-rounded executive with experience in front- and back-of-house operations - including crowd control, event medical, event services, food and beverage, parking, public safety, quality assurance, space planning and ticket operations - Chadwell is responsible for the experience of every guest entering Bridgestone Arena. Chadwell was instrumental in designing and developing Lexus Lounge, a state of the art 500-person capacity event-level lounge with annual revenues of over \$5 million. Chadwell joined Bridgestone Arena and the Nashville Predators full time in 2003 as Box Office Event Manager, advancing to Assistant Director of Ticketing in 2004 and Director of Ticket Operations in 2005.

Chadwell is most proud of and grateful for that very community - all of SMASHVILLE, the Loyal Legion, and the 7th Man - for creating such an amazingly unique bond with the Preds. Without their support, we would not have been recognized as Arena of the Year by Pollstar magazine, IEBA, CMA and ACM. Our fan support solidifies our constant spot as a Top Workplace by the Tennessean

and as the No. 1 professional sports franchise by ESPN, and without their tireless dedication to this franchise and passion for all we aim to achieve, we would not be the organization we are today. Chadwell is proud to serve these incredible fans alongside the best employees in the industry to reach our ONEGOAL, to be the No. 1 sports and entertainment venue in the United States with its centerpiece being the Stanley Cup Champion Nashville Predators hockey team.

Before coming to Bridgestone Arena, the Nashville native worked at Starwood Amphitheatre and Creative Artist Agency. He also spent time on tour with the legendary B.B. King. A Middle Tennessee State University alumnus, Chadwell has a bachelor's degree in mass communication with an emphasis in music business. During his tenure with Bridgestone Arena, Chadwell has received three awards for leadership, as voted on by his peers. He has been a member of the International Ticketing Association (INTIX) since 2005 and International Association of Venue Managers (IAVM) since 2012.

Chadwell and his wife, Scarlett, reside in Mt. Juliet, love to travel and have two sons, Tyson and Maddox, and a daughter, Berkley.



MANAGEMENT



TIM FRIEDENBERGER VICE PRESIDENT OF FACILITY OPERATIONS

Tim Friedenberger is in his 10th season as Vice President of Facility Operations with the Nashville Predators and Bridgestone Arena.

Friedenberger is most proud of and grateful for that very community – all of SMASHVILLE, the Loyal Legion, and the 7th Man – for creating such an amazingly unique bond with the Preds. Without their support, we would not have been recognized as Arena of the Year by Pollstar magazine, IEBA, CMA and ACM. Our fan support solidifies our constant spot as a Top Workplace by the Tennessean and as the No. 1 professional sports franchise by ESPN, and without their tireless dedication to this franchise and passion for all we aim to achieve, we would not be the organization we are today. Friedenberger is proud to serve these incredible fans alongside the best employees in the industry to reach our ONEGOAL, to be the No. 1 sports and entertainment venue in the United States with its centerpiece being the Stanley Cup Champion Nashville Predators hockey team.

Friedenberger began his career in sports and entertainment with the Tampa Bay Lightning in 1992. During his tenure, he served as the lead Ice Technician, Director of Operations and Vice President of Facility Operations.

He got his first taste of the entertainment industry while touring around the country with various types of productions and cut his teeth on the business of ice as a project manager installing ice rinks throughout the United States, Europe and Asia. Friedenberger's passion and dedication to ice and hockey have earned him the respect of his peers throughout the National Hockey League.

Friedenberger and his wife, Ginger, reside in Nolensville and have three sons who all love hockey and Tennessee.



BRITT KINCHELOE VICE PRESIDENT OF GUEST SERVICES

Britt Kincheloe first joined the staff of the then called 'Nashville Arena' prior to its grand opening in December 1996. During her 25 years on staff, Kincheloe has worked at the switchboard, in the box office, marketing and group sales before joining the premium seats department. She has also led the corporate partnership and season ticket service departments and currently leads the guest services team for all events at Bridgestone Arena.

Kincheloe is most proud of and grateful for that very community – all of SMASHVILLE, the Loyal Legion, and the 7th Man – for creating such an amazingly unique bond with the Preds. Without their support, we would not have been recognized as Arena of the Year by Pollstar magazine, IEBA, CMA and ACM. Our

fan support solidifies our constant spot as a Top Workplace by the Tennessean and as the No. 1 professional sports franchise by ESPN, and without their tireless dedication to this franchise and passion for all we aim to achieve, we would not be the organization we are today. Kincheloe is proud to serve these incredible fans alongside the best employees in the industry to reach our ONEGOAL, to be the No. 1 sports and entertainment venue in the United States with its centerpiece being the Stanley Cup Champion Nashville Predators hockey team.

A graduate of Vanderbilt University with a bachelor's degree in communication studies, Kincheloe is passionate about Mickey Fisher Memorial Scholarship initiatives and enjoys traveling and spending time with family.



REBECCA KING VICE PRESIDENT OF COMMUNITY RELATIONS

A 17-year veteran of the Nashville Predators Community Relations department, Rebecca King currently holds the title of Vice President of Community Relations and serves as Executive Director of the Nashville Predators Foundation empowered by SmileDirectClub. Through the Predators Foundation, King oversees all the organization's community outreach, fundraising efforts and distribution of funding to local non-profits. She also supervises the Nashville Predators Foundation Helper Grants and SuperGrant programs, the 365 Pediatric Cancer Fund presented by Twice Daily, annual KaBOOM! playground builds and all player charitable initiatives.

King is most proud of and grateful for that very community – all of SMASHVILLE, the Loyal Legion, and the 7th Man – for creating such an amazingly unique bond with the Preds. Without their support, we would not have been recognized as Arena of the Year by Pollstar magazine, IEBA, CMA and ACM. Our fan support solidifies our constant spot as a Top Workplace by the Tennessean and as the No. 1 professional sports franchise by ESPN, and without their tireless dedication to this franchise and passion for all we aim to achieve, we would not be the organization we are today. King is proud to serve these incredible fans alongside the best employees in the industry to reach our ONEGOAL, to be the No. 1 sports and entertainment venue in the United States with its centerpiece being the Stanley Cup Champion Nashville Predators hockey team.

In 2019, under King's direction, the Predators Foundation partnered with Nashville-based SmileDirectClub in an ongoing effort to meet educational, social, health and cultural needs throughout Nashville and Middle Tennessee. As a result of this groundbreaking partnership, multiple SuperGrants ranging from \$25,000 to \$100,000 are awarded each season to Middle Tennessee community organizations. To date, the SuperGrant program has distributed more than \$700,000 to a variety of non-profit organizations in support of programming or the completion of largescale projects that empower people during times of life transitions. Additionally, in 2020 alone during the pandemic, the Predators Foundation spearheaded the allocation of approximately \$5.5 million in life-changing funds to assist a wide variety of relief efforts, non-profit organizations and individuals in need across the Nashville community and surrounding areas. Since its inception in 1998, the Predators Foundation has awarded over \$8 million in Foundation grants to the greater Nashville community.

Prior to working for the Predators, King worked in Community Relations for the NBA's Golden State Warriors for five seasons. A graduate of University of North Carolina at Chapel Hill with a bachelor's degree in psychology, King resides in Nashville with her husband Eric, daughters Elliott and Taylor, son Beckett, three rescue dogs, Abby, Lucy and Goose, and two rescue kittens, Piper and Smokey. She enjoys traveling, trail running, mountain biking and hiking.



MANAGEMENT



ROBIN LEE VICE PRESIDENT OF CORPORATE SPONSORSHIP SERVICE

Robin Lee joined the Nashville Predators in the summer of 2013. Prior to joining the National Hockey League, Lee spent time working in the National Football League, National Basketball Association, and Women's National Basketball Association. Lee currently oversees the Corporate Partnerships Service and Activation team, which manages execution and fulfillment for each of the Predators' corporate partnerships.

Since joining the Nashville Predators, Lee has served on the Employee Advisory Board for six years, including three years as President. The Employee Advisory Board, selected by the Preds Executive team, is a vital component of the Preds organization, creating a fun and inclusive workplace for employees. Lee also serves as one of four founders for the Preds DEI board, GUIDER (Growth, Understanding, Inclusion, Diversity, Equality, and Representation). Since its launch in the summer of 2020, the Preds GUIDER platform has utilized Preds resources and relationships to build diversity within the Preds front office, create opportunities within youth sports, recognize minority-owned businesses

and organizations, and further Bridgestone Arena's goal towards creating a welcoming environment for patrons of all backgrounds.

Lee is most proud of and grateful for that very community - all of SMASHVILLE, the Loyal Legion, and the 7th Man - for creating such an amazingly unique bond with the Preds. Without their support, we would not have been recognized as Arena of the Year by Pollstar magazine, IEBA, CMA and ACM. Our fan support solidifies our constant spot as a Top Workplace by the Tennessean and as the No. 1 professional sports franchise by ESPN, and without their tireless dedication to this franchise and passion for all we aim to achieve, we would not be the organization we are today. Lee is proud to serve these incredible fans alongside the best employees in the industry to reach our ONEGOAL, to be the No. 1 sports and entertainment venue in the United States with its centerpiece being the Stanley Cup Champion Nashville Predators hockey team.

Lee is a graduate of North Carolina Central University and enjoys spending time with her family of 10.



COURTNI MOSLEY VICE PRESIDENT OF HUMAN RESOURCES

Courtni Mosley joined the Nashville Predators in the spring of 2012. Entering her 11th season with the team, she oversees Human Resources operations for the Predators, Bridgestone Arena and Ford Ice Centers.

She also serves as an Executive Committee Member for the Leukemia and Lymphoma Society.

Mosley is most proud of and grateful for that very community - all of SMASHVILLE, the Loyal Legion, and the 7th Man - for creating such an amazingly unique bond with the Preds. Without their support, we would not have been recognized as Arena of the Year by Pollstar magazine, IEBA, CMA and ACM. Our fan support solidifies our constant spot as a Top Workplace by the Tennessean and as the No. 1 professional sports franchise by ESPN, and without their tireless dedication to this franchise and passion for all we aim to achieve, we would not be the organization we are today. Mosley is proud to serve these incredible fans

alongside the best employees in the industry to reach our ONEGOAL, to be the No. 1 sports and entertainment venue in the United States with its centerpiece being the Stanley Cup Champion Nashville Predators hockey team.

Mosley is a Brentwood native, and prior to her arrival in SMASHVILLE, she spent several years working in HR for Tractor Supply Company, headquartered just south of Nashville in her hometown. Mosley received her bachelor's degree in English from the University of Tennessee and is a graduate of Nashville School of Law. She began her career in SMASHVILLE as an HR Generalist and has held roles as Director and Sr. Director of HR. She was promoted to her current role of Vice President in July 2020.

Mosley resides in Nashville with her husband, Philip, and their two children, Watson and Annie.



JILL ORMANDY VICE PRESIDENT, ASSISTANT GENERAL COUNSEL

Jill Ormandy, who enters her seventh season with the Nashville Predators and Bridgestone Arena in 2021-2022, assumed the role of Vice President, Assistant General Counsel in February 2021. In this position, Ormandy serves as legal counsel for the Predators

organization and collaborates with all internal departments on the development and execution of business strategies. First joining the organization as Counsel in March 2016, Ormandy served as Senior Counsel and then Assistant General Counsel prior to taking on her current position.

Ormandy is most proud of and grateful for that very community - all of SMASHVILLE, the Loyal Legion, and the 7th Man - for creating such an amazingly unique bond with the Preds. Without their support, we would not have been recognized as Arena of the Year by Pollstar magazine, IEBA, CMA and ACM. Our fan support solidifies our constant spot as a Top Workplace by the Tennessean and as the No. 1 professional sports franchise by ESPN, and without their tireless dedication to this franchise and passion for all we aim to achieve, we would not be the organization we are today. Ormandy is proud to serve these incredible fans alongside the best employees in the industry to reach our ONEGOAL, to be the No. 1 sports and entertainment venue in the United States with its

centerpiece being the Stanley Cup Champion Nashville Predators hockey team.

Ormandy began her career at Turner Broadcasting in New York City, working in advertising sales and account management roles. After law school, Ormandy served as a judicial law clerk in the Court of Common Pleas in Philadelphia County, Pa., in the civil and commercial litigation divisions. Before joining the Nashville Predators and Bridgestone Arena, Ormandy spent four years in legal and business affairs roles at IMG, advising and supporting talent agents in the representation of athletes, coaches, broadcasters and entertainers, primarily in the areas of endorsements and marketing, media, and appearances.

Ormandy graduated from Saint Joseph's University in Philadelphia, Pa., with a Bachelor of Science in marketing and then went on to earn her Juris Doctor from Villanova University School of Law.

Ormandy serves as a board member of the Athletics Advisory Council for her alma mater, Saint Joseph's University. Ormandy is from Brooklyn, N.Y., and is now a proud resident of SMASHVILLE.



HOCKEY OPERATIONS



JEFF KEALTY

ASSISTANT GENERAL MANAGER & DIRECTOR OF SCOUTING

Jeff Kealty enters his 22nd season with the Nashville Predators organization and fifth as the team's Assistant General Manager and Director of Scouting in 2022-23, overseeing Nashville's professional and amateur scouting efforts.

Before being promoted to Director of Player Personnel on Dec. 1, 2017, Kealty spent 11 seasons as Nashville's Chief Amateur Scout; his scouting played an integral role in the acquisitions of Filip Forsberg and Ryan Johansen. With his experience in amateur scouting all over the world and development of prospects within the Predators system, 13 players who were drafted or signed as an amateur free agent by the Predators during his tenure appeared on the team's 2021-22 roster, including Roman Josi, Juuse Saros, Tanner Jeannot, Philip Tomasino, Mattias Ekholm, Alexandre Carrier, Colton Sissons, Dante Fabbro, Yakov Trenin and Eeli Tolvanen. The Predators have reached the Stanley Cup Final (2017), won the Presidents' Trophy (2018) and qualified for the playoffs in each of the last eight seasons with Kealty overseeing the team's scouting.

The Boston, Mass., native has overseen Nashville's past 15 drafts, helping to bolster the club's depth across the board, selecting 57 forwards, 38 defensemen and 13 goalies since his first year running Nashville's draft table in 2008.

Nashville continued to reap the benefits of Kealty and his staff's astute drafting over the past few seasons. Saros, a 2013 fourth-round pick, became the team's full-time starter in 2020-21 and finished third in Vezina Trophy voting last season after recording a career-high 38 wins. Carrier, another Kealty draft choice, (2015 fourth-round pick), posted 30 points (3g-27a) in 77 games during

his first full NHL season in 2021-22, earning a spot on the NHL's All-Rookie Team. Fabbro, Nashville's 2016 first-round pick, has appeared in 174 career games since making his NHL debut in 2018-19, while Tomasino (2019 first-round pick), Tolvanen (2017 first-round pick) and Trenin (2015 second-round pick) made positive contributions last season. Filip Forsberg – whose 220 career goals are the most in Predators history – was ranked third by Nashville's scouting staff for the 2012 NHL Draft, an integral component in his acquisition from Washington. Additionally, the blockbuster trade for center Ryan Johansen in January 2016 was made possible by the scouting staff's knack for selecting world-class defensemen.

Other homegrown selections selected early in the Kealty era such as Josi, Ekholm and Saros have developed into core pieces of the Predators. Looking down the entire organizational depth chart, Nashville is bullish on the future of its past several first-round picks, including forwards Joakim Kemell (17th overall in 2022), Fedor Svechikov (19th overall in 2021) and Zachary L'Heureux (27th overall in 2021), and goaltender Yaroslav Askarov (11th overall in 2020) amongst others in a deep crop of talent.

A first-round pick (22nd overall) of the Quebec Nordiques in 1994, Kealty was signed by Nashville as a free agent in 1998 following a four-year college career at Boston University. The former defenseman played one pro season for the Milwaukee Admirals (International Hockey League) before his playing career was cut short due to injury.

Kealty and his wife, Lynn, reside in Norfolk, Mass., and have three kids – twins James and Lydia and their youngest daughter, Hannah.



BRIAN POILE

ASSISTANT GENERAL MANAGER & DIRECTOR OF HOCKEY OPERATIONS

Brian Poile enters his 13th season with the Nashville Predators as the Director of Hockey Operations and his fifth as Assistant General Manager in 2022-23.

In his role, Poile assists in all facets of the daily management of the hockey department, fiscal and strategic planning, player and staff personnel decisions, pro scouting, player contract negotiation and salary arbitration. Poile also oversees the teams' top minor affiliation agreement with the AHL's Milwaukee Admirals, serves as the team's Alternate Governor for the Admirals and is on the AHL's Player Development Committee. Poile is the facilitator for hockey operations and the organization's leadership team, finance, legal, corporate partnerships, marketing, communications, community relations, broadcast, human relations, hockey facilities and Bridgestone Arena ventures. He also carries out his responsibilities as the team's Director of Hockey Operations, which include managing the club's roster, player payroll, budget, salary cap, the team's statistical and competitive analysis departments, the training, medical and equipment staffs, NHL CTR administration, NHL CBA compliance and the department's day-to-day business operations.

During his tenure, Poile has been a part of every playoff series win in team history including Anaheim (2011), Detroit (2012), Anaheim (2016), Chicago, St. Louis and Anaheim (2017), and Colorado (2018). Most recently, Poile helped oversee the two most successful regular seasons in franchise history, which included a Presidents' Trophy (2017-18) and back-to-back Central Division titles (2017-18 and 2018-19). Also, in his time with the Predators management team,

David Poile has been nominated for General Manager of the Year three times and won the award in 2017.

Poile began his career with the NHL's Dallas Stars under the leadership of Bob Gainey and Doug Armstrong as the Stars' Director of Team Services and then spent three seasons as the Stars' Director of Hockey Operations for their American Hockey League affiliate, the Utah Grizzlies, in Salt Lake City. In his role in Utah, Poile managed the Grizzlies hockey department, club roster, budget, player contracts, team travel, schedules, training camps, AHL/ECHL/CHL scouting, team and AHL administration. He also served as an AHL Alternate Team Governor, managed the Grizzlies affiliation agreements with the Dallas Stars (NHL), Montreal Canadiens (NHL), Florida Panthers (NHL), Lexington Men-o-War (ECHL), New Mexico Scorpions (CHL) and Idaho Steelheads (ECHL) as well as the administration and compliance for the AHL and Professional Hockey Players Association Collective Bargaining Agreement.

Hockey roots run deep in the Poile family. He is the son of Predators' President of Hockey Operations/General Manager David Poile and grandson of Hockey Hall of Fame inductee and 1947 Stanley Cup winner Norman "Bud" Poile. Poile earned his bachelor's degree in communications at Boston College.

Poile his wife, Valerie, son Wyatt and dogs Wiley and Dexter reside in Nashville. The Poiles are members of the Nashville community and support many education, health and fitness groups, animal rescues, Best Buddies Tennessee, Peterson for Parkinson's and the Nashville Predators Foundation.



HOCKEY OPERATIONS



SCOTT NICHOL

ASSISTANT GENERAL MANAGER, MILWAUKEE ADMIRALS GENERAL MANAGER & DIRECTOR OF PLAYER DEVELOPMENT

Scott Nichol enters second season as Assistant General Manager, fifth as General Manager of the Milwaukee Admirals and 10th as the Director of Player Development in 2022-23. Nichol manages the Predators' primary development affiliate, the American Hockey League's Milwaukee Admirals, in addition to his current role as Director of Player Development. During Nichol's nine seasons of guidance in his player development role, he has helped players such as Filip Forsberg, Colton Sissons, Eeli Tolvanen, Alexandre Carrier, Philip Tomasino, Tanner Jeannot and Yakov Trenin secure full-time spots in the NHL and lead the Predators to the postseason in each of their last eight campaigns.

After opting out of the 2020-21 season due to COVID-19, the Admirals returned to the AHL in 2021-22 and qualified for the Calder Cup Playoffs, doing so each year the team has been eligible with Nichol as GM. With help from 25 players on NHL contracts with Nashville, including forward Cody Glass, who led the team and was tied for 15th in the AHL in points with 62 (14g-48a), Milwaukee went 39-28-5-4 (87) and reached the third round of the playoffs. The previous season, the Chicago Wolves served as Nashville's affiliate, sporting a roster split with prospects from the Carolina Hurricanes, and went 21-9-3 en route to a Central Division title. In 2019-20, Nichol engineered a Milwaukee club that went 41-14-5-3 (90 points) and won the Macgregor Kilpatrick Trophy as AHL regular-season champions. A testament to Nichol's proven track record of developing NHL talent, a total of 32 players who have skated for Milwaukee (and Chicago in 2020-21) since he became GM have also played in an NHL game for the Predators.

Nichol hung up the skates and rejoined the Predators organization in May 2013 after completing a 20-season professional career that spanned from 1994-95 to 2012-13. The Edmonton, Alta., native played four seasons with the Preds from 2005-09, posting 47 points (24g-23a) in 209 games. A veteran of 662 career NHL contests, Nichol tallied 127 points (56g-71a) and 916 penalty minutes with Buffalo, Calgary, Chicago, Nashville, San Jose and St. Louis and scored a career-best 10 goals in 2007-08 with the Preds. Nichol also compiled 211 points (90g-121a) and 1,029 penalty minutes in 398 games at the American and International Hockey League level with Rochester, Detroit and Milwaukee. He helped the San Jose Sharks advance to back-to-back Western Conference Finals in 2010 and 2011 and won the AHL's Calder Cup as a member of the Rochester Americans in 1996.

Perennially one of the NHL's top face-off men, Nichol, led the League in face-off efficiency in 2007-08 with Nashville and during the 2009-10 season with San Jose. He also holds a Nashville franchise record for shorthanded goals in a game and period with two in the second period of a 5-2 victory at St. Louis on Jan. 19, 2008.

Nichol and his wife, Christie, a florist, reside in Nashville and have three kids - sons Hayden and Foster and daughter Sophia. Hayden is entering his second season as a forward for the NAHL's Shreveport Mudbugs after posting 11 points (2g-9a) in 47 games as a rookie in 2021-22; Foster, a defenseman, is a senior and will play for the U-18 Jr. Preds this season; and Sophia is a sophomore at Ravenwood High School and is on the varsity lacrosse team. The family also has two dogs - Cali, an Airedale terrier, and Lucy, a wire fox terrier.



NATHAN GERBE

FORWARD DEVELOPMENT COACH

Nathan Gerbe enters his first season with the Nashville Predators organization as the Forward Development Coach in 2022-23. In his role, he assists Assistant GM/Director of Player Development/ Milwaukee Admirals GM Scott Nichol in following and

evaluating forward prospects drafted and signed by Nashville, helping them with their maturation process into NHL players by focusing on nutrition, off-ice workouts and conditioning, practice habits and game performance.

A veteran of 13 professional seasons, Gerbe played parts of 11 campaigns in the NHL with Buffalo, Carolina and Columbus, tallying 151 points (63g-88a) in 435 games. He closed out his playing career with the AHL's Cleveland Monsters from 2017-21, serving as captain for two seasons; he also skated two seasons in the Swiss league from 2016-18. In addition to being a two-time AHL All-Star and the AHL Rookie of the Year in 2008-09, Gerbe earned numerous awards prior

to turning pro. He was named NCAA Tournament MVP en route to a national championship with Boston College as a junior in 2007-08; that same season, he also helped the Eagles win the Hockey East as conference tournament MVP, recorded the most goals (35) and points (68) among all Division I skaters and was a finalist for the Hobey Baker Award. Internationally, the Oxford, Mich., native represented the United States several times, including at the 2005 World U-18 Championship, where he won gold; at the 2004 World U-18 Championship, earning silver; and at two World Junior Championships, taking home bronze in 2007. Prior to enrolling at Boston College, he spent two seasons with USA Hockey's National Team Development Program from 2003-05.

Gerbe and his wife, Brennan, reside in Oxford, Mich., with their four children - sons Lennox, Ryan and Nico and daughter, Blake. Brennan also attended Boston College, where she played volleyball.



HOCKEY OPERATIONS



DAVE ROOK GOALTENDING DEVELOPMENT COACH

Dave Rook enters his ninth season with the Nashville Predators organization and fourth as Goaltending Development Coach in 2022-23. In his role, he assists Assistant GM/Director of Player Development/Milwaukee Admirals GM Scott Nichol in following and


evaluating goaltending prospects drafted and signed by Nashville, helping them with their maturation process into NHL players by focusing on nutrition, off-ice workouts and conditioning, practice habits and game performance.

Rook spent his first five seasons with the Predators serving as a goaltending consultant. A coach in junior and professional hockey for more than 20 years, Rook has extensive experience helping goaltenders be successful at the NHL and AHL levels, including Juuse Saros and Connor Ingram. Under Rook's guidance, Saros has earned consideration for multiple NHL awards, finishing third in Vezina Trophy voting in 2021-22 and 11th in Hart Trophy voting in 2020-

21. He also worked closely with Ingram and Troy Grosenick during Milwaukee's 2019-20 AHL campaign, helping the duo earn the Harry "Hap" Holmes Award, which is presented to goaltenders (appearing in a minimum of 25 games) on the team with the lowest goals-against average at the end of the season.

In addition to his work with the Predators, he spent nine seasons as the goaltending coach for the OHL's London Knights, winning the Memorial Cup and OHL championship in 2005 and 2016. Rook also has five additional years of NHL experience, working with the St. Louis Blues in a development role and the Columbus Blue Jackets as their goaltending coach from 2009-11. He coached professionally for one season in both Switzerland and Italy.

Rook and his wife, Krista, reside in London, Ont., and have two sons - Cameron and Tyler.



ROB SCUDERI DEFENSE DEVELOPMENT COACH

Rob Scuderi enters his fourth season with the Nashville Predators organization as the Defense Development Coach in 2022-23. In his role, he assists Assistant GM/Director of Player Development/Milwaukee Admirals GM Scott Nichol in following and

evaluating defensive prospects drafted and signed by Nashville, helping them with their maturation process into NHL players by focusing on nutrition, off-ice workouts and conditioning, practice habits and game performance.

In 2019-20, Scuderi spent the final 32 games (28 regular season, four postseason) of Nashville's season as an Interim Assistant Coach under Head Coach John Hynes, who was hired on Jan. 7, 2020. With Scuderi on the bench helping coach the defensemen, the Predators went 16-11-1 en route to earning a spot in the 2020 Stanley Cup Qualifiers. Scuderi returned to his role as Defense Development Coach following the conclusion of the 2019-20 season.

Scuderi retired in 2016 after spending 12 years in the NHL with the Pittsburgh Penguins, Los Angeles Kings and Chicago Blackhawks. He is a two-time Stanley Cup champion, claiming hockey's ultimate prize with Pittsburgh in 2009 and Los Angeles in 2012, and in his 738 career NHL games picked up 110 points (8g-102a) and 198 penalty minutes. The defenseman served as an alternate captain on Pittsburgh's Cup-winning squad and captained the AHL's Wilkes-Barre/Scranton Penguins during the 2004-05 season.

Scuderi, a Syosset, N.Y., native, played college hockey at Boston College from 1997-01, winning the NCAA title in 2001 and the Hockey East championship three times. During the 2018-19 season, he served as a development coach for the P.A.L. Junior Islanders, a junior hockey team located in Hauppauge, N.Y.

Scuderi and his wife, Courtney, reside in Garden City, N.Y., and have four kids - sons Ryan and Brett and daughters Kate and Claire.



HOCKEY OPERATIONS



JACKIE MUNZEL SKATING COACH

Jackie Munzel enters her second season with the Nashville Predators organization as a Skating Coach on the team's development staff. In her role, she supports Assistant GM/Director of Player Development/Milwaukee Admirals GM Scott Nichol

by working alongside players to maximize their speed through edge control and aid in their in-game recovery. She has spent the past 35 years training numerous athletes of all ages and abilities in power skating and has been part of development programs for Olympic figure skating medalists and NHL and collegiate hockey players.

Munzel, who has a background as a fast and powerful figure skater, owns a skating career that includes representing U.S. Figure Skating as a medalist in

national and international competitions as well as being an alternate world team member. After beginning to coach skaters on technical skating during her competitive retirement, she reinvented herself and returned to the ice at the age of 46 to attempt speed skating for the first time. She went on to claim masters titles and set masters international world records in long track speed skating; she then qualified and raced - in every distance - at the 2014 Olympic speedskating trials at the age of 50.

Munzel and her husband, Michael, reside in Centerville and have three children and one grandchild. Sara Santos, a music teacher, lives in the Boston area with her daughter, Isabella; Zachary Allen is a sanitation business manager and lives on Long Island, N.Y.; and Thomas is an account specialist who also lives on Long Island.



TOM NOLAN CHIEF AMATEUR SCOUT

Tom Nolan enters his fifth season as the Predators' Chief Amateur Scout in 2022-23. Nolan, who formerly served as one of the team's North American scouts for 10 seasons beginning in 2008, was promoted to Chief Amateur Scout on June 21, 2018. In his role, Nolan

helps Assistant General Manager/Director of Scouting Jeff Kealty oversee the organization's amateur scouting efforts all over the globe.

Nolan had a hand in scouting several of Nashville's most recent first-round selections. He evaluated 2022 first-round pick Joakim Kemell (17th overall), rated as high as No. 3 overall on some draft boards, on multiple occasions; he also scouted Fedor Svechikov, Nashville's 19th overall pick in 2021, at the 2021 U-18 World Championship, and had Zachary L'Heureux - who the team traded up to take at 27th overall - ranked among the top 15 skaters in the draft.

During his 14-year tenure with the organization, Nolan has had a hand in scouting many players who currently feature on the Predators roster. Nolan scouted goaltender Juuse Saros, who posted the best season of his NHL career

in 2021-22, finishing third in Vezina Trophy voting, as well as 2017 first-rounder Eeli Tolvanen. Colton Sissons, another skater scouted by Nolan and drafted by the Predators in 2012, has spent his entire 455-game NHL career with the franchise and played a key role in helping Nashville reach the 2017 Stanley Cup Final. Nolan's insight also led to the Predators drafting current forwards Philip Tomasino (24th overall in 2019) and Yakov Trenin (55th overall in 2015) as well as highly-touted goaltending prospect Yaroslav Askarov (11th overall in 2020).

Nolan, a Springfield, Mass., native, played two seasons of professional hockey in the East Coast Hockey League and International Hockey League from 1998-00. He recorded 48 goals and 96 points with the ECHL's Mobile Mysticks from 1998-00 and had stints with the IHL's Grand Rapids and Houston, in addition to one game with the American Hockey League's Springfield Falcons. Prior to turning pro, Nolan was a standout at the University of New Hampshire, compiling 164 points (66g-98a) in 135 games for the Wildcats from 1993-98.

Nolan and his wife, Shannon, reside in Hampton, N.H., and have two kids - son Ryan and daughter Reese.



SCOUTING STAFF



Martin Bakula
European Scout



Lucas Bergman
European Scout



Brett Carson
North American
Amateur Scout



Rob Cowie
Professional Scout



Greg Drechsel
North American
Amateur Scout



Stan Drulia
Professional Scout



Ronda Engelhardt
North American
Amateur Scout



J-P Glaude
North American
Amateur Scout



Doug Janik
Professional Scout




Janne Kekalainen
European Scout



Matt Paton
North American
Amateur Scout



Glen Sanders
North American
Amateur Scout



Denis Tolpeko
European Scout



Nick Vitucci
Professional Scout



David Westby
North American
Amateur Scout





COACHING STAFF



JOHN HYNES HEAD COACH

John Hynes enters his fourth season as head coach of the Nashville Predators in 2022-23. Known as an exceptional leader and teacher who has a proven track record of effectively developing young players and motivating veterans, he was named the third

head coach in Predators history on Jan. 7, 2020. In 166 regular-season games as head coach of the Predators, Hynes owns a 92-64-10 record (.584 point percentage).

Last season, Hynes' second full campaign – and first in an 82-game schedule – behind the Nashville bench, he led the team to its eight consecutive playoff berth, the longest streak in team history and tied for the second-longest active streak in the NHL, after compiling a 45-30-7 record (97 points). It was Hynes' fourth career Stanley Cup Playoff appearance as an NHL head coach and third with the Predators. Several players flourished offensively under Hynes in the 2021-22 campaign as the team scored 266 goals – the third-most in a season in franchise history – and operated at 24.4 percent on the power play, the fourth-best mark in the NHL and the best in Nashville's record books. Among the 11 Predators skaters who established career highs offensively included Captain Roman Josi, who set the franchise record for points (96) and assists (73) in a season en route to being named a finalist for the Norris Trophy and Ted Lindsay Award; forward Matt Duchene, whose 43 goals were the most in a single-season in team history and the eighth-most in the NHL; forward Filip Forsberg, who became Nashville's all-time leading goal scorer and reached the 40-goal plateau for the first time in his NHL career, finishing with 42 tallies and 84 points; and forward Mikael Granlund, whose 53 assists were the third-most in a season in Predators lore. It was the first season in Predators history to have three players with at least 80 points, and Nashville was one of two NHL teams in 2021-22 to have two players score at least 42 goals. Hynes' impact on the team's success also extended to the team's seven rookies who dressed, as they combined for 279 games played and produced more goals (39) and points (112) than any other campaign in Predators history. In goal, Hynes was rewarded for his trust in Juuse Saros, as the 27-year-old finished third in Vezina Trophy voting after starting a career-high 67 games, winning 38 of them. At the end of the season, Hynes came in ninth place in Jack Adams voting – earning one first-place vote – finishing in the Top 10 for the award for the second time in his career.

In 2020-21, Hynes' first full season behind the Nashville bench, he again led the team to the playoffs, recording 64 points and a 31-23-2 record in the 56-game regular season. After a start to the season that saw the Predators sitting outside the playoff picture, Hynes led his team to a 20-7-1 record in the final 28 games of the campaign – tied for the third-most wins in the NHL

from March 15 on – to qualify for the postseason. A testament to his ability to foster an environment for young players to thrive in, a team-record 12 rookies skated for the Predators in 2020-21, five of whom saw the ice in Nashville's Stanley Cup Playoffs first round series against Carolina, including defenseman Alexandre Carrier and forward Eeli Tolvanen. Mixed with the infusion of young talent was an ability to find consistent and impactful line combinations and pairings – down the stretch, Hynes found chemistry by linking Yakov Trenin, Colton Sissons and Tanner Jeannot on the team's fourth line, having Ryan Johansen center Forsberg and Duchene, and pairing Josi with Carrier on the team's top defensive unit. Hynes also started Saros 35 times as he finished sixth in Vezina Trophy and 11th in Hart Trophy voting.



HYNES' HEAD COACHING RECORD

SEASON	TEAM	REGULAR SEASON						PLAYOFFS			
		GP	W	L	OTL	PTS	%	GP	W	L	%
2010-11	Wilkes-Barre/Scranton (AHL)	80	58	21	1	117	.731	12	6	6	.500
2011-12	Wilkes-Barre/Scranton (AHL)	76	44	25	7	95	.625	12	6	6	.500
2012-13	Wilkes-Barre/Scranton (AHL)	76	42	30	4	88	.579	15	8	7	.533
2013-14	Wilkes-Barre/Scranton (AHL)	76	42	26	8	92	.605	17	9	8	.529
2014-15	Wilkes-Barre/Scranton (AHL)	76	45	24	7	97	.638	8	4	4	.500
2015-16	New Jersey (NHL)	82	38	36	8	84	.512	--	--	--	--
2016-17	New Jersey (NHL)	82	28	40	14	70	.427	--	--	--	--
2017-18	New Jersey (NHL)	82	44	29	9	97	.591	5	1	4	.200
2018-19	New Jersey (NHL)	82	31	41	10	72	.439	--	--	--	--
2019-20	New Jersey (NHL)	26	9	13	4	22	.423	--	--	--	--
	Nashville (NHL)	28	16	11	1	33	.589	4	1	3	.250
2020-21	Nashville (NHL)	56	31	23	2	64	.571	6	2	4	.333
2021-22	Nashville (NHL)	82	45	30	7	97	.591	4	0	4	.000
NHL TOTALS		520	242	223	55	539	.518	19	4	15	.211
PREDATORS TOTALS		166	92	64	10	194	.584	14	3	11	.214



COACHING STAFF

Hynes' first season with the Predators, 2019-20, saw him take over as head coach in January and lead the Predators to a 16-11-1 regular-season record in the team's final 28 games, helping Nashville finish sixth in the Western Conference in point percentage (.565) and clinch a berth in the 2020 Stanley Cup Qualifiers. Hynes, who made his Predators coaching debut the same day he was hired against Boston at Bridgestone Arena, installed multiple system changes – including a switch to zone coverage in the defensive end – that paid dividends for the Predators, who allowed 2.86 goals-against per game under Hynes compared to their 3.27 mark in the first half of the season. He earned his first victory as Predators coach on Jan. 9, 2020 at Chicago – notably the same game former goaltender Pekka Rinne scored his first career NHL goal – and achieved considerable success against Nashville's Central Division opponents, going 7-2-1 head-to-head with the team's closest rivals. Hynes reached the postseason for the second time as an NHL head coach and won his first postseason game with the Predators in Game 2 of their Qualifying Round series against the Arizona Coyotes.

The 47-year-old has compiled a 242-223-55 record as an NHL head coach in seven seasons spent with Nashville and the New Jersey Devils. He was named head coach of the Devils prior to the 2014-15 campaign and led them to a six-point improvement in his first season, finishing with 84 points compared to 78 the season before. Following a 2016-17 season that saw his team finish 28-40-14 (70 points), Hynes engineered a 27-point improvement in 2017-18, the largest in New Jersey history, and led the Devils to the playoffs for the first time since 2011-12.

During the 2017-18 campaign, Hynes' Devils finished with a 44-29-9 record (97 points) and featured Hart Trophy winner Taylor Hall, who tallied a career-high 93 points (39g-54a) in 76 games. He also oversaw the development of 2017's No. 1 overall pick Nico Hischier, helping him record a career-best 52 points (20g-32a) – tied for the sixth-most among NHL rookies – in his first NHL season. For his efforts, Hynes earned the sixth-most votes for the Jack Adams Award as the NHL's top coach.

Multiple players across the League elevated their play under Hynes' watch in his tenure with the Devils. In addition to helping Hall to an MVP award and Hischier to a spot as one of the NHL's top young players, Hynes also assisted in the development of forward Kyle Palmieri, who established career highs in goals (30) and points (57) during his first season in New Jersey in 2015-16. Prior to his trade to Anaheim, forward Adam Henrique reached the 50-point mark under Hynes in 2015-16 and followed it up with a 20-goal, 40-point season the year after. Additionally, defenseman Adam Larsson posted a career-high 24 points (3g-21a) in 2014-15, Hynes' first season with the Devils;

defenseman Sami Vatanen tallied 28 of his 32 points in 2017-18 under Hynes following a trade from Anaheim; and he helped develop current NHL regulars such as Damon Severson, Miles Wood, Will Butcher and Jesper Bratt.

Before joining the Devils organization, Hynes served as head coach of the AHL's Wilkes-Barre/Scranton Penguins for five seasons from 2010-15 and was an assistant coach with the club in 2009-10. Hynes led the Penguins to five consecutive Calder Cup Playoff berths, including back-to-back trips to the Eastern Conference Final in 2012-13 and 2013-14, and earned AHL Coach of the Year honors in 2011. Wilkes-Barre/Scranton allowed the fewest goals in the AHL in four of his five seasons at the helm and Hynes helped develop several players who are making an impact in the NHL today, such as Pittsburgh's Bryan Rust and Kasperii Kapanen.

In between assistant coaching positions at UMass-Lowell (2000-01) and the University of Wisconsin (2002-03), Hynes spent nine seasons on the coaching staff of USA Hockey's National Team Development Program, serving as an assistant from 1998-2000 and 2001-02 and as head coach from 2003-09. While with the NTDP, Hynes developed players like Patrick Kane, Jimmy Howard, Phil Kessel, Jimmy Hayes and Jason Zucker while also excelling on the world's stage, claiming four U-18 World Championship medals – two of them gold (2002 and 2006).

The native of Warwick, R.I., served as an assistant coach for the United States at the 2004 World Junior Championship, where the Americans won gold for the first time and earned their first medal in the event since 1997. Hynes earned the opportunity to represent his country again on the world's stage, as on Sept. 3, 2021, USA Hockey announced he would serve as an assistant coach for the U.S. at the 2022 Winter Olympics in Beijing, China; the NHL ultimately announced in December 2021 that NHL coaches and players would not participate in the event.

Hynes began his coaching career at his alma mater of Boston University as an assistant under longtime Terriers head coach Jack Parker in 1997-98. A forward on the Terriers hockey team from 1993-97, he helped lead BU to four consecutive Frozen Four appearances, including an NCAA title in 1995. He was teammates with Predators Assistant General Manager/Director of Scouting Jeff Kealty for three seasons while at Boston University.

Hynes and his wife, Sarah, reside in Brentwood and have three daughters – Sophia, Julia and Anna.





COACHING STAFF



DAN LAMBERT ASSISTANT COACH

Dan Lambert enters his fourth season with the Nashville Predators organization as an assistant coach in 2022-23. Lambert's responsibilities include running the team's power play and consulting on its forward group.

Last season, Lambert was part of a coaching staff that led the Predators to a spot in the Stanley Cup Playoffs for the eighth consecutive campaign. His work with the team's power play resulted in it posting the best percentage in team history at 24.4 percent, also the fourth-best mark in the NHL. Several players established career highs in various power-play stats – Matt Duchene scored a career-high 16 power-play goals and tied for third in the League in the category; Roman Josi's career-high 37 power-play points (11g-26a) were tied for the sixth-most among all NHL skaters and were the second-most among NHL blueliners; and Filip Forsberg tallied a career-high 17 power-play assists in addition to his 10 goals on the man advantage. Under Lambert's guidance, a total of four Predators skaters recorded at least 10 power-play goals and 11 players scored at least one power-play goal in 2021-22.

In his first two seasons, Lambert boosted the team's prowess on the power play. During the 2020-21 campaign, Eeli Tolvanen netted six power-play goals, tied for the second-most among NHL rookies; in his first campaign, the team's power play improved by nearly five percent compared to the season before, and in the offensive zone, the Preds scored 3.07 goals per game compared to their 2018-19 average of 2.88.

Prior to joining the Predators, Lambert spent two seasons as head coach of the Western Hockey League's Spokane Chiefs. In 2018-19, he led the Chiefs to a 40-21-2-5 record en route to the WHL's Western Conference Final, the team's longest playoff run since 2011. With Lambert at the helm, Spokane's power play led the WHL in 2018-19, operating at 29.1 percent (81-for-278), the second-highest across the entire CHL.



DAN HINOTE ASSISTANT COACH

Dan Hinote enters his third season with the Nashville Predators as an assistant coach in 2022-23. A Stanley Cup champion as a player with the Colorado Avalanche in 2001, Hinote is known to form strong relationships with his players and has many

connections to current and former Predators players and staff members. He coached forward Ryan Johansen while with the Columbus Blue Jackets, was teammates with former Preds forwards and Hockey Hall of Famers Paul Kariya and Peter Forsberg in Colorado and played alongside current Nashville Assistant GM Scott Nichol and TV Analyst Chris Mason with the St. Louis Blues.

In Hinote's first two seasons as an assistant with the Predators, he helped the team qualify for the Stanley Cup Playoffs, extending Nashville's postseason appearance streak to eight seasons, tied for the second-longest active run in the NHL. Under Hinote's guidance on the penalty kill, the Predators improved by nearly four percent in 2021-22 from 2020-21, and on road ice, the group posted a 78.1 percent conversion last season, tied for the 13th-best mark in the NHL.

Prior to joining the Predators, Hinote spent the previous two seasons as an associate coach for USA Hockey's National Team Development Program, working with the Under-17 squad during the 2019-20 campaign. The Under-17 team captured three medals in international play in 2019-20, winning gold at the Four Nations tournament and earning silver at both the World Under-17 Hockey Challenge and the Five Nations tournament.

Hinote worked with the Under-18 team during his first season with the NTDP in 2018-19, winning gold at the 2019 Under-18 Five Nations tournament and earning a bronze medal at the 2019 Under-18 World Championship. He also

Lambert brings previous NHL coaching experience to the Predators bench, having served one season as an assistant coach for the Buffalo Sabres in 2015-16. Following his time in Buffalo, he spent the 2016-17 campaign as head coach of the AHL's Rochester Americans, where he helped nine players establish AHL career highs in points. Before his stops in Buffalo and Rochester, Lambert spent six seasons with the WHL's Kelowna Rockets, serving five as an assistant (2009-14) and one as head coach (2014-15). During his lone season at the helm of the Rockets, he led the team to the Ed Chynoweth Cup as WHL champions and a spot in the Memorial Cup, where they fell in the championship game to the OHL's Oshawa Generals. He coached Preds forward Colton Sissons in Kelowna from 2010-13, helping him set career highs in goals in each of his three seasons. While head coach of the Rockets, he also aided the development of 2020 Hart Trophy and Art Ross winner Leon Draisaitl of the Edmonton Oilers, who tallied 53 points (19g-34a) in 32 games during his final junior season. Internationally, the Saint Boniface, Man., native coached Preds defenseman Dante Fabbro and Team Canada Red to a silver medal at the 2014 World Under-17 Hockey Challenge.

As a player, the 5-foot-9 defenseman enjoyed a professional career that spanned 19 seasons from 1990-2009. Selected in the sixth round (106th overall) by the Quebec Nordiques in the 1989 NHL Draft, Lambert appeared in 29 NHL contests, tallying six goals and 15 points. He had stints in the AHL, IHL and Finland before closing out his playing career in Germany, spending 10 seasons in the country's first division with four different squads. He won the Spengler Cup with Cologne in 1999 and the German league championship with Krefeld in 2003.

Before making his NHL debut in 1990 with Quebec, Lambert played four seasons for the WHL's Swift Current Broncos, captaining the team in his final two campaigns and leading them to the 1989 Memorial Cup. He tallied 102 points (25g-77a) in 57 games with Swift Current in 1988-89, and in addition to being named Memorial Cup MVP, was selected as the WHL's top defenseman. He left the Broncos as the franchise's all-time leader in assists with 244.

Lambert and his wife, Melanie, have three daughters – Melissa, Julia and Brooke.

aided the development of the 17 players selected directly from the NTDP in the 2019 NHL Draft – eight of which came in the first round – including first-overall pick Jack Hughes, Alex Turcotte (fifth overall) and Trevor Zegras (ninth overall).

He brings previous NHL coaching experience to the Predators bench, having spent eight seasons with the Blue Jackets organization – the first four as an assistant coach (2010-14) and the final four as a pro scout (2014-18). In his final season in Columbus, he helped the Blue Jackets post a 38-point improvement from the previous season and reach the playoffs for the first time since 2008-09 on the strength of a 43-32-7 record (93 points).

Known as a tenacious competitor and strong penalty killer, the Leesburg, Fla., native played nine NHL seasons with the Avalanche and Blues from 1999-2009, tallying 90 points (38g-52a) and 383 penalty minutes in 503 career games. During Colorado's Stanley Cup-winning campaign in 2000-01, the 6-foot, 187-pound right wing posted a career-high 15 points and 10 assists during the regular season and chipped in with six points (2g-4a) in 23 postseason contests. Selected by the Avalanche in the seventh round (167th overall) of the 1996 NHL Draft, Hinote competed in 72 career Stanley Cup Playoff games, recording 15 points (6g-9a).

Hinote also suited up for Modo of the Swedish Hockey League in both 2004-05 and 2009-10 and played parts of three seasons with the AHL's Hershey Bears from 1998-00. Before turning pro, he skated two seasons with the OHL's Oshawa Generals and attended Army West Point (U.S. Military Academy), where he became the first player in program history to be drafted to the NHL.



COACHING STAFF



TODD RICHARDS ASSISTANT COACH

Todd Richards enters his third season with the Nashville Predators as an assistant coach in 2022-23. A veteran of 14 NHL seasons behind the bench and a 2020 Stanley Cup champion as an assistant with the Tampa Bay Lightning, Richards is known for his work ethic, teaching ability and communication skills.

Richards has helped navigate the Predators to the playoffs in each of his two seasons behind the bench as an assistant. He's reached the Stanley Cup Playoffs as either an NHL head coach or assistant coach seven times, including appearances in the last five postseasons.

During his four-season tenure with the Lightning from 2016-20, he helped lead Tampa Bay to a league-best 201 victories in that span, the 2018-19 Presidents' Trophy and two Atlantic Division titles in addition to the Cup. Prior to joining Tampa Bay, Richards spent five seasons as head coach of the Columbus Blue Jackets and went 127-112-21 for a .529 point percentage, the second-highest in team history among those with at least one full season behind the bench. Richards led the Blue Jackets to back-to-back 40-win seasons in 2013-14 and 2014-15 and became the first head coach in Columbus history to record three consecutive winning campaigns.

His NHL head coaching career began with the Minnesota Wild, where he went 77-71-16 and led the club to two straight winning seasons from 2009-11. Richards earned his first opportunity to coach in the NHL in 2008-09 as an assistant for San Jose and helped the Sharks win the Presidents' Trophy with a 53-18-11 record.

Richards has previous ties to the Predators organization. He received his professional coaching start with the AHL's Milwaukee Admirals – Nashville's

primary affiliate – as an assistant from 2002-06, winning the 2004 Calder Cup and helping guide Milwaukee to a winning record in all four seasons, including two Western Conference titles. He aided in the development of former Predators goaltender Pekka Rinne and many other longtime stalwarts of Nashville's NHL roster, such as Shea Weber, Dan Hamhuis, Jordin Tootoo, Martin Erat and Scottie Upshall. Following the 2005-06 season, Richards moved on to become the head coach of the AHL's Wilkes-Barre/Scranton Penguins, where he posted a 98-49-5-8 record and took his team to the 2008 Calder Cup Final.

The Robbinsdale, Minn., native has represented the United States as a coach on the international level four times, most recently as an assistant coach for the Americans' 2016 World Championship entry. He also earned a bronze medal as head coach of the U.S. in the 2015 World Championship, served as an assistant coach at the 2014 Winter Olympics and as an assistant at the Worlds in 2010.

As a player, the right-shot defenseman enjoyed a 13-season professional career that featured eight NHL appearances with the Hartford Whalers in the 1990-91 and 1991-92 campaigns. Originally drafted by the Montreal Canadiens in the second round (33rd overall) of the 1985 NHL Draft, Richards suited up for more than 850 professional games, the bulk of which came in the International Hockey League with Las Vegas and Orlando. He began his pro career in 1989-90 with Montreal's AHL affiliate in Sherbrooke and closed it out during the 2001-02 season with Geneva of the Swiss league. Before turning pro, Richards played four seasons at the University of Minnesota, captaining the Golden Gophers as a senior in 1988-89 and leaving as the school's all-time leader in points by a blueliner with 158 (30g-128a).



LAWRENCE FELONEY ASSISTANT COACH - VIDEO

Lawrence Feloney enters his 13th season with the Nashville Predators organization and fifth as Assistant Coach – Video in 2021-22 after spending five seasons as video coach. He previously served as video coordinator from 2010-13. He is responsible for video analysis of all pre-scout and Predators game film and manages the organization's video systems.

In 2014, Feloney received the opportunity to represent his country for the first time, serving as video coach for the U.S. Men's National Team at the IIHF World Championship in Minsk, Belarus. During the tournament, Feloney handled all

aspects of the team's video preparation, scouting and film review.

Prior to joining the Predators, Feloney spent four seasons as the video coordinator for the New Jersey Devils top developmental affiliate, the American Hockey League's Lowell Devils from 2006-10.

The Natick, Mass., native started his work in video while serving as team manager and video coordinator for the University of Massachusetts Amherst men's hockey team from 2003-05. Feloney graduated from UMass Amherst with a bachelor's degree in sports management in 2005.



SEBASTIEN BORDELEAU SKILLS COACH

Sebastien Bordeleau enters his fourth season with the Nashville Predators organization and first as Skills Coach in 2022-23 after spending the previous three seasons as the Forward Development Coach. In his role, he will help with the on-ice skill development of players not only on the NHL roster but throughout the Predators organization.

Bordeleau returned to the Predators in 2019-20 after spending three seasons with the team as a forward from 1998-01. He tallied 68 points (28g-40a) in 146 games with Nashville, including 40 (16g-24a) during the franchise's inaugural campaign in 1998-99. A seven-year NHL veteran, the Vancouver, B.C., native posted 98 points (37g-61a) in 251 games with Nashville, Montreal, Minnesota

and Phoenix from 1996-02. He played the final 10 seasons (156g-227a) of his professional career in Switzerland, competing for Bern and Biel-Bienne, winning the league championship in 2004 with Bern.

He served as a skills coach for the Montreal Canadiens' AHL team from 2013-18 and since 2014 has also worked as a skills and skating coach for the Canadian Women's National Hockey Team.

Bordeleau and his wife, Chantal, reside in Terrebonne, Que., and have two kids – son Thomas, a 2020 second-round pick (38th overall) of the San Jose Sharks who made his NHL debut in 2021-22, and daughter, Jade, who is in 12th grade and plays soccer for the Canadian women's U-17 team.



COACHING STAFF



BEN VANDERKLOK GOALTENDING COACH

Ben Vanderklok enters his ninth season as the Nashville Predators goaltending coach in 2022-23. In his position, Vanderklok works with all the goaltenders in the Nashville system, including those playing in Milwaukee (AHL), amateur leagues and Europe.

@BYVGGoaltending

During Vanderklok's eight seasons with the Predators, he has helped the team's goaltenders reach new heights. Since the 2014-15 campaign, Nashville goaltenders have tied for the best save percentage (.916) in the NHL, recorded the second-most shutouts (49) and own the joint third-best goals-against average (2.53). Juuse Saros has flourished under Vanderklok's watch, finishing third and sixth in Vezina Trophy voting in 2021-22 and 2020-21, respectively; 11th in Hart Trophy Voting in 2020-21; and earning a spot on the NHL's All-Rookie Team in 2017-18.

After establishing himself as Nashville's starting goaltender in 2020-21, Saros solidified himself as one of the NHL's best in 2021-22. He won 38 games, the third-most in the NHL and the fourth-most in a season in Predators history, while also leading the League in minutes played (3,931:23) and starts (67). Additionally, Saros matched his career high in shutouts with four, was eighth in the NHL in save percentage (.918) and earned multiple NHL honors, including the Second Star of the Month for January and the Second Star of the Week on Jan. 10. Saros' play earned him a nod to the 2022 NHL All-Star Game, the first of his career, and was the fifth time a Predators goaltender has been selected to the event with Vanderklok as the team's goaltending coach. It was Saros' sixth full NHL season working with Vanderklok; he owns a career record of 114-72-20 in 222 games and has tallied 18 shutouts, the third-most in franchise history. He was also instrumental in Connor Ingram's development during the 2021-22 campaign. Ingram, who has worked with Vanderklok since arriving in Nashville via trade in June 2019, played in his first three NHL regular-season games and started three of the Predators' postseason games against Colorado.

Vanderklok worked alongside franchise icon Pekka Rinne for the final seven seasons of his NHL career before he retired in July 2021. Rinne posted a 206-115-38 record in 366 games under Vanderklok's tutelage and won Vezina Trophy for the first time in 2018, earning the award in his fourth career nod as a finalist. The Kempele, Finland, native retired with 369 career wins, tied for the 19th-most in NHL history, and 60 shutouts, the 19th-most. Rinne was also a four-time NHL All-Star (2015, 2016, 2018 and 2019) and was twice voted to the NHL's year-end All-Star Teams, including a First Team nod in 2017-18. His career goals-against average of 2.43 is tied for the fourth-best mark among goaltenders with at least 350 wins in NHL history, trailing only Dominik Hasek, Martin Brodeur and Jacques Plante. Further signifying his impact on the NHL's record books,

Rinne is one of 12 goaltenders in League history to notch at least 350 wins and 60 shutouts, with eight members of that group enshrined in the Hockey Hall of Fame. Vanderklok helped Rinne to five of his eight career 30-win seasons – including 42 in his Vezina Trophy-winning campaign in 2017-18 – and was part of a Predators coaching staff that led the team to the 2017 Stanley Cup Final, in which Rinne started all six games. As a result of being a part of the coaching staff of the team with the best point percentage at the midpoint of the 2014-15 season, Vanderklok also represented the Predators at the 2015 All-Star Game.

Prior to his current role, Vanderklok served as the organization's assistant goaltending coach for five seasons from 2009-14, where he worked with nearly all the goalies within the organization. His work was integral in Saros' transition to North America. In 2015-16, Saros was named to the 2016 AHL All-Rookie Team after ranking fourth among all league netminders in goals-against average (2.24), tying for fourth in wins (29), tying for sixth in shutouts (4) and tying for eighth in save percentage (.920). Additionally, in 2013-14, Scott Darling came to the organization with one AHL game to his credit and ended the season ranked among the league leaders in save percentage (.933), goals-against average (2.00) and shutouts (6) for the Admirals, earning him a full-time NHL position with the Chicago Blackhawks.

The Welland, Ont., native worked as goalie coach for the Ontario Hockey League's Niagara IceDogs from 2008-14, helping them reach the playoffs in six consecutive seasons and a trip to the 2012 OHL Final. During his first four seasons with the IceDogs, Vanderklok helped Mark Visentin become a first-round pick of the Arizona Coyotes (27th overall), earn a pair of medals with Team Canada at the World Junior Championship, be named the 2011 OHL Goaltender of the Year and earn the 2012 Dave Pinkney Trophy as the goalie with the lowest goals-against average.

Vanderklok started his coaching career with the Port Colborne Pirates of the Golden Horseshoe Junior Hockey League (Junior B) from 2003-06 before instructing and training Brock University's (Ontario) goalies from 2007-09. Since 2003, he has run Ben Vanderklok Goaltending, which conducts camps and clinics in St. Catharines, Ont. A dual Canadian-Dutch citizen, Vanderklok retired from play following four seasons (2000-04) and two league titles in 2002 and 2003 with the Amsterdam Tigers of the Netherlands Elite League. He played a pair of seasons with the OHL's Barrie Colts from 1998-00.

Vanderklok and his wife, Marlene, reside in Brentwood and have one daughter, Ava.



DAVID GOOD STRENGTH & CONDITIONING COACH

David Good enters his 19th season as the strength and conditioning coach of the Nashville Predators in 2022-23. He joined the Predators in July 2004 and is responsible for preparing and supervising workout programs for all players in the Predators organization.

Good also helps run the club's prospect development program and the off-ice aspects of the Predators Hockey School.

Good was instrumental in developing a program for Steve Sullivan that allowed the Predators forward to return to the ice on Jan. 12, 2009 after almost a two-year absence that included missing 142 straight regular-season games and 11 playoff games due to a back injury. In June 2009, Sullivan won the NHL's Bill Masterton Memorial Trophy given "to the player that best exemplifies the qualities of perseverance, sportsmanship and dedication to hockey." During the summer of 2010, he designed and outfitted the new weight room at Bridgestone Arena with triple the amount of space to facilitate optimal in-season training.

Prior to joining the Predators, Good served as the Director of Speed-Strength and Conditioning for West Coast Sports Performance and Center for Athlete

Medicine in Manhattan Beach, Calif., and as a consultant for the ECHL's Long Beach Ice Dogs. The Colorado native served as the Assistant Speed-Strength and Conditioning Coach for the Los Angeles Kings from 1999-03 and held the same title from 1997-99 with the Ice Dogs, then of the IHL. He also served as Strength and Conditioning Coordinator at Loyola Marymount University in Los Angeles from 1998-99.

Before moving to California, Good served as the Student Assistant Strength and Conditioning coach at the University of Colorado for two years. He received his bachelor's degree in kinesiology from the University of Colorado Boulder along with certifications in strength and conditioning, sports conditioning, Olympic weightlifting, kettlebell training, and blood flow restriction training. Good has recently been recognized by the National Strength and Conditioning Association (NSCA) with the distinction of Registered Strength and Conditioning Coach Emeritus (RSCC[®]E) for demonstrating expertise and dedication in the field of strength and conditioning for more than 20 years.

Good and his wife, Amanda, reside in Thompson's Station and have one daughter, Maggie.



COACHING, TRAINING & EQUIPMENT STAFF



JASON NORDBY

ASSISTANT STRENGTH & CONDITIONING COACH/BIOMETRICS COORDINATOR

Jason Nordby enters his 18th season with the Nashville Predators organization and first with the NHL team as the Assistant Strength & Conditioning Coach/Biometrics Coordinator in 2022-23.

Nordby joined the Milwaukee Admirals - Nashville's primary AHL affiliate - in 2005-06 and spent 17 seasons as the team's strength coach. During his time with Milwaukee, the team made the Calder Cup Playoffs 13 times, finishing first in their division on five occasions. Prior to joining the Admirals, he worked two years in the Minnesota Twins organization from 2004-06 and was the men's ice

hockey goalie coach and strength and conditioning coach for Hamline University in 2003-04. He also interned with the Minnesota Wild in 2003.

He received his Bachelor of Science degree in exercise physiology from the College of St. Scholastica in Duluth, Minn., where he played on the men's ice hockey team from 1998-02. He also earned a master's in exercise physiology from the same school. Nordby, who owns certifications in strength and conditioning and Olympic weightlifting, resides in Nashville with his wife Sarah and his two children, Liam and Emerson.



ANDREW MELOCHE

VIDEO COORDINATOR

Andrew Meloche enters his sixth season with the Nashville Predators organization as Video Coordinator. He shares responsibility of the team's video analysis and assists with breaking down game film of both the Predators and their opponents.

Prior to joining the Predators, Meloche spent five seasons with the University of New Hampshire men's hockey team as a graduate assistant (2016-17) and

student manager (2012-16). With the Wildcats, he managed the team's video systems and was responsible for pre-scout and postgame video analysis. He was also responsible for all hockey statistics and analytics.

Meloche graduated from New Hampshire with two bachelor's degrees in economics and business administration in 2016 and a master's degree in economics in 2017.



DR. KEVIN MORLEY

HEAD ATHLETIC TRAINER

Dr. Kevin Morley enters his second season as the head athletic trainer with the Nashville Predators, having spent the previous 14 years in a variety of roles in the New Jersey Devils organization. During his tenure with the Devils, Morley served as the head athletic trainer in the team's AHL organization for six seasons, followed by three seasons as the NHL assistant athletic trainer and five as the head athletic trainer. He has been a certified athletic trainer since 1999, having spent six seasons with the hockey team at Miami University before joining the Devils.

In his role as the head athletic trainer, Morley oversees the management of all medical services throughout the Nashville organization. He manages the sports medicine staff, collaborates with team physicians, external medical consultants and Preds management to optimize health care and wellness not limited to athletic injuries. Additionally, Morley partners with the sports medicine staff of the AHL's Milwaukee Admirals to ensure comparable levels of care for Nashville's minor league affiliate.

Outside of hockey, Morley has spent time with the X Games, both domestic

and international; the Great Outdoor Games; and Red Bull North America, working a variety of events including Flugtag and Cliff Diving. Additionally, he has volunteered with USA Hockey on several occasions, working as an athletic trainer for youth hockey tournaments.

Morley has professional service experience as a part of the BOC Exam Development Committee and the NATA Cannabis Task Force. He has presented at the NATA Convention on topics such as functional ankle instability, groin pain in cutting sports and current topics related to cannabis in sports. He is a professional member of the National Athletic Trainers' Association and the Professional Hockey Athletic Trainers' Society.

The Newington, Conn., native has a bachelor's degree in health science with a concentration in athletic training from James Madison University, a master's degree in sports medicine from the University of Florida, and a doctoral degree in athletic training from Florida International University.

Morley, and his wife Katie, reside in Franklin with their daughter, Hayden, and son, Andon.



TRAINING & EQUIPMENT STAFF



DR. VICKIE WOOSLEY, PSY.D., HSP SPORT PSYCHOLOGIST

Vickie Woosley, Psy.D., HSP, is a licensed clinical psychologist who provides clinical and performance psychology for the Nashville Predators. She administers direct patient care to the athletes as well as consulting services for the coaches and staff.

Dr. Woosley has provided mental health care in a variety of settings for amateur, collegiate, semi-professional and professional athletes. In her role as a psychologist, Dr. Woosley is trained in the applied practice of sport and performance psychology where she works with "elite" performance issues in areas to include sports/athletics, performing arts, high performance occupations (e.g. police/fire), business performance, and positive psychology applications. She also maintains a private practice providing individual counseling and consultation to a variety of clients.

Dr. Woosley attained her undergraduate and master's degrees at Louisiana Tech University. She completed a Certified Alcohol and Drug Addiction Counselor program at UCLA and earned a master's and doctorate degree at the American School of Professional Psychology. She completed an internship at the Vanderbilt University Department of Veterans Affairs Consortium, where

she split her time training with the collegiate population and a veterans' PTSD group.

In 2006, Dr. Woosley retired from the Federal Bureau of Investigation with 21 years of distinguished service. While assigned to the FBI's headquarters, she served as a Supervisory Special Agent in the psychological services unit, administering psychometric testing and evaluation to all active undercover agents and assisted in the screening, selection, training and certification of undercover operatives. Additionally, while in the psychological services unit, she consulted and taught a range of topics to local, state, federal and international law enforcement agencies. Topics included undercover operations/techniques, street survival and stress management. Her last assignment was as an instructor at the FBI Academy developing curriculum and teaching new agents and analysts.

As a Special Agent she worked undercover on cases that lasted from a day to four years covering violations in narcotics, public corruption, health care fraud, child pornography and organized crime. She worked on the UNABOM investigation, which resulted in the arrest of Theodore Kaczynski in April 1996.



MARIETTA PARRISH TEAM NUTRITIONIST

Marietta Parrish has provided nutrition support for the Nashville Predators since July 2013. Over the past nine years, she has worked individually with every NHL player, AHL player and prospect in the team's organization to help fuel their bodies for optimal

performance year-round. In addition to individualized support, she helps ensure all meals provided to the team at home or on the road meet the needs of the players.

In addition to the work she provides the Predators, she owns and operates Healthlete, a private nutrition consulting business she founded after a decade of working in clinical and community nutrition. Not in its 14th year of operation, it was one of the first sport nutrition companies to serve the Nashville area. She provides an effective evidence-based approach to help individuals and organizations achieve their goals through focus, food and fitness. She has also co-authored medical textbooks; has served as a keynote speaker at

multiple conferences; and worked with many local universities, high schools and professional sports organizations to implement nutrition as a key part of their athletic program, including the Tennessee Titans, Nashville Ballet and the Leukemia and Lymphoma Society Team in Training.

Parrish is a registered dietitian with a board specialty in sports nutrition. She was one of the first 300 certified sports dietitians in the U.S. and Canada and the first in Nashville. She completed her undergraduate degree in nutrition and exercise science at Lipscomb University and graduate work at Texas Woman's Institute. Her dietetic residency was completed through the National Health Care Corporation. Parrish also was a collegiate cross-country runner, competes as an endurance athlete and has qualified for and completed the Boston Marathon. Parrish continues to combine her passion for food and exercise not only by helping other athletes, but also by "practicing what she preaches."

Parrish and her husband, Bo, reside in Nashville and have four children.



TRAINING & EQUIPMENT STAFF



PETE ROGERS HEAD EQUIPMENT MANAGER

Pete Rogers enters his 25th season as Head Equipment Manager of the Nashville Predators in 2022-23. He is responsible for the everyday equipment needs of all the players as well as coordinating the transfer of equipment to and from road games. Rogers also

works with the NHL to ensure compliance with programs concerning equipment tracking, equipment safety, jersey authentication and on-ice exposure.

Rogers served as the equipment manager for the U.S. Men's National Team in his second Olympic Games at the 2014 Winter Olympics in Sochi after having first done so in Torino in 2006. He has also represented his country at six IIHF World Championships (1999-02, 2005 and 2013), most recently in Stockholm, Sweden and Helsinki, Finland in 2013 where Team USA earned a bronze medal. He's also served as the United States' equipment manager at the 2004 World Cup of Hockey and the 2004 Deutschland Cup in Germany.

Rogers continues to serve on the executive board of the Society of Professional Hockey Equipment Managers (SPHEM) after a six-year stint as president

from 2012-18. Rogers worked his 2,500th professional game as an equipment manager on Feb. 15, 2022 vs. Washington. The "Original Predator" has been behind the bench for all but three of the 1,813 regular-season and 125 playoff games the team has played, including his 1,000th game with the Predators on November 12, 2011. Rogers was the Head Equipment Manager for the Eastern Conference All-Stars at the 2007 NHL All-Star Game in Dallas and handled all equipment logistics as the head equipment manager for the 2016 NHL All-Star Game in Nashville.

Prior to joining the Nashville organization in July 1998, the College at Brockport, SUNY graduate spent eight seasons as the equipment manager and director of team travel for the AHL's Rochester Americans. Rogers also spent nine seasons as an assistant equipment manager in Rochester before a one-year stint as head trainer with the ECHL's Hampton Roads Admirals in 1989-90.

Rogers and his wife, Judy, resident in Brentwood and have one daughter, Alexandra, and two dogs, Toby and Spencer.

TRAINING & EQUIPMENT STAFF



Doug Agnew
Assistant Athletic
Trainer




DJ Amadio
Assistant Athletic
Trainer



Jeff Biddle
Assistant Athletic
Trainer



Brad Peterson
Assistant
Equipment
Manager



Michael Bingham
Equipment
Coordinator



Craig Baugh
Locker Room
Attendant



VANDERBILT SPORTS MEDICINE



Vanderbilt Sports Medicine

Vanderbilt Sports Medicine is the most comprehensive sports medicine service in Middle Tennessee. Its highly trained team cares for all athletic injuries and specializes in knee and shoulder injuries to all recreational and competitive athletes. Patients at Vanderbilt Sports Medicine benefit from a staff of sports medicine-trained physicians, a state-of-the-art facility and the support and resources of the Vanderbilt Medical Center. The Vanderbilt Sports Medicine team shares a common commitment to professional and personal excellence. All physicians on staff are fellowship trained in sports medicine.

Its goal is to provide patients with the highest standard of care possible. Patients receive an individualized treatment and rehabilitation program designed to return them to their previous level of activity as quickly and safely as possible. The Vanderbilt Sports Medicine Center is dedicated to excellence in patient care, research, education, and sports medicine.

Vanderbilt Sports Medicine's mission is to improve the lives of our athletes and patients through excellence in science, education and clinical skill.



JOHN E. KUHN, M.D.

MEDICAL DIRECTOR, HEAD TEAM PHYSICIAN & ORTHOPAEDIC SURGEON

John (Jed) Kuhn, M.D., is a Professor of Orthopaedics and the Director of the Division of Sports Medicine at Vanderbilt University Medical Center.

Dr. Kuhn received his medical training and completed his orthopaedic residency at the University of Michigan before traveling to Vail, Colo., where he served as a fellow in Orthopaedic Sports Medicine and Shoulder Surgery at the prestigious Steadman-Hawkins Clinic.

He has served as team physician for the University of Michigan, Vanderbilt

University, USA Hockey's National Team Development Program, the U.S. Olympic Committee and the Nashville Sounds baseball team. Dr. Kuhn is a fellow of the American Academy of Orthopaedic Surgeons, is an active member of the American Orthopaedic Association, the American Orthopaedic Society for Sports Medicine, and the American Shoulder and Elbow Surgeons. He has been recognized as one of America's Top Doctors by US News and World Report, and one of Nashville's Best Doctors by the Nashville Business Journal and Nashville Lifestyles Magazine.

Dr. Kuhn and his wife, Janet, have three children: Andrew, Hobey and Katie.



PAUL J. RUMMO, D.O.

HEAD TEAM PHYSICIAN & SPORTS MEDICINE PRIMARY CARE PHYSICIAN

Paul J. Rummo, D.O., is an Assistant Professor with the Department of Orthopaedics and Rehabilitation at Vanderbilt University Medical Center. He is the Medical Director for Vanderbilt Orthopaedics Cool Springs. Dr. Rummo serves as Head Team Physician for the Nashville Predators as well as Team Physician for Vanderbilt University.

Dr. Rummo is a graduate from the University of New England College of Osteopathic Medicine. He completed his Internal Medicine residency at UMass Memorial Health Care in Worcester, Mass., followed by a fellowship in primary

care sports medicine at Vanderbilt University Medical Center.

Dr. Rummo is a diplomat of the American Board of Internal Medicine and holds a Certificate of Added Qualifications in primary care sports medicine. He is a member of the American Medical Society for Sports Medicine and the American College of Sports Medicine.

His clinical interests include treatment of all athletic injuries and non-surgical orthopaedic problems in patients of all ages.

VANDERBILT MEDICAL STAFF

NAME	POSITION	NAME	POSITION
Charles (Charlie) L. Cox, M.D., M.P.H.	Assistant Team Physician and Orthopaedic Surgeon	Michael Golinko, M.D.	Team Plastic Surgeon
Rick Wright, M.D.	Associate Team Physician and Orthopaedic Surgeon	Megan Vucovich, M.D.	Team Plastic Surgeon
Lance LeClere, M.D.	Associate Team Physician and Orthopaedic Surgeon	Warne Fitch, M.D.	Head Team Emergency Medicine Physician
Alex B. Diamond, D.O.	Assistant Team Physician and Sports Medicine PCP	Tyler Barrett, M.D.	Emergency Medicine Physician
Katie Gifford, Psy.D.	Team Neuropsychologist	Jeremy Brywczyński, M.D.	Emergency Medicine Physician
Cliff Brown, D.C.	Team Chiropractor	Dwayne D'Souza, M.D.	Emergency Medicine Physician
Sean Donahue, M.D.	Head Team Ophthalmologist	Jared McKinney, M.D.	Emergency Medicine Physician
Sylvia Groth, M.D.	Team Ophthalmologist	Christopher R. Ellis, M.D.	Team Physician, Cardiac Electrophysiology
Jeff Kammer, M.D.	Team Ophthalmologist	Tyler Ames, DMD	Head Team Dentist
Jeff Mattingly, MD	Team Ophthalmologist	Spencer Haley, M.D., DDS	Team Dentist and Oral Surgeon
Josh Robinson, D.D.	Team Optometrist	Kelly Norris, DMD	Team Dentist
Wesley Thayer, M.D.	Head Team Plastic Surgeon	Sam McKenna, M.D., DDS	Team Dentist and Oral Surgeon
Stephane Braun, M.D.	Team Plastic Surgeon	Julie Rezk, DMD	Team Dentist



BROADCASTERS



@WillyD1025

WILLY DAUNIC TV PLAY-BY-PLAY ANNOUNCER

Willy Daunic enters his eighth season as the Predators television play-by-play broadcaster for game broadcasts on Bally Sports South after spending two seasons in the radio play-by-play role from 2013-15. Prior to moving upstairs to play-by-play, Daunic was the radio host of the team's pregame, intermission and postgame coverage for 13 seasons, beginning in Nashville's inaugural 1998-99 season.

In addition to his work with the Predators, Daunic has been hosting sports talk radio shows in Nashville since 1993 and joined the Predators' flagship station 102.5 The Game when it became an all-sports station in 2011. He currently serves as a co-host of "Chase, Willy & D-Mace" from 10 a.m. - 2 p.m. on 102.5 The Game.

Daunic has performed a wide variety of play-by-play and color duties on both radio and television in Nashville, including Vanderbilt University (football,

baseball and basketball), Belmont University basketball, Nashville Sounds, TSSAA (Tennessee High School) State Championship games (football, baseball and basketball) and more.

A 1993 graduate of Vanderbilt University, Daunic lettered in two sports for the Commodores. Attending on a basketball scholarship, he played on the Commodores' 1990 NIT Championship team, as well as a team that reached the 1991 NCAA Tournament during his three seasons. Daunic also played four years of baseball at VU and was drafted by the Toronto Blue Jays in the 25th round of the 1993 MLB Draft, spending two seasons in their minor league system.

Daunic and his wife, Erin, reside in Nashville and have two children - daughter Evans (20) and son Mahoney (17). Evans is entering her sophomore year at Northeastern University and Mahoney attends University School of Nashville.



@cmace30

CHRIS MASON TV COLOR ANALYST

Chris Mason enters his eighth season with the Nashville Predators broadcast team and sixth as the color analyst for Bally Sports South. Prior to his role in television, Mason worked as a color analyst for the Nashville Predators Radio Network in 2015-16 and coached with the Nashville Jr. Preds in 2015-16.

Mason first joined the Predators on Oct. 5, 1998 when he was acquired via trade from the Anaheim Ducks. He went on to spend seven of the next eight seasons with the organization, splitting time between the Preds and the Milwaukee Admirals, the team's IHL/AHL affiliate. After four campaigns spent with the St. Louis Blues, Atlanta Thrashers and Winnipeg Jets, Mason returned to Nashville as a free agent on July 1, 2012 and played his final NHL season with

the Predators. Throughout his career in Nashville, the Red Deer, Alta., native appeared in 135 games, recording 58 wins, a 2.61 goals-against average and a .913 save percentage. On April 15, 2006, he became the ninth goalie in NHL history to score a goal.

He returned to Music City following two seasons playing in Europe - winning a championship with Italy's Ritten-Renon and playing his final professional campaign with Germany's Augsburg Panthers. He is also one half of the "Bag Chuckers" with Hal Gill, forming one of the most electrifying duos in sports entertainment.

Mason resides in Franklin and has three children - daughters Avery and Quinn, and son Fraser.



@PeteWeberSports

PETE WEBER RADIO PLAY-BY-PLAY ANNOUNCER

Pete Weber, the "Voice of the Predators," begins his 25th season as part of the Nashville Predators broadcast crew and his eighth working as the team's primary radio play-by-play announcer. In the last 24 seasons, Weber has missed just five games and has called 1,937 games for the team (1,813 regular season, 124 playoff).

In January 2020, Weber won his eighth Tennessee Sportscaster of the Year award from the NSMA (National Sports Media Association), as voted by the National Association of Sportscasters and Sportswriters. His insights are called upon by local sports talk radio and television, and his writing has been featured on the team's website.

Weber has served the last 17 seasons as an insider on SiriusXM's NHL Network Radio and spent nearly nine years as co-host of Slapshot Radio on ESPN 102.5 The Game from 2009-17.

In addition to his roles with the team, Weber served as co-host of SportsNight from 2003-05, filled in as a host on ESPN Radio, called two Music City Bowl games and has filled in on Nashville Sounds baseball broadcasts. He also produced and hosted two podcasts: "This Week in the Minor (Baseball) Leagues" and the syndicated "Southern Pro Football."

Weber's hockey experience includes three seasons (1978-81) as an analyst on the Los Angeles Kings radio and telecasts, two seasons (1995-97) of radio play-by-play for the Buffalo Sabres and coverage of the U.S. hockey team at the 1984 Winter Olympics in Sarajevo, Yugoslavia, along with duties as host for Buffalo's cable and radio coverage. At the college level, he called games for his alma mater, the University of Notre Dame, from 1974-76 and the University at Buffalo from 1976-78.

Outside of hockey, Weber spent 15 seasons in Triple AAA baseball with Albuquerque, Rochester and Buffalo, where he was inducted into the Buffalo Baseball Hall of Fame in 1999. He served one season as TV play-by-play for the NBA's Seattle SuperSonics and was part of the broadcast team for each of the Buffalo Bills' four Super Bowl appearances. On Sept. 28, 2017, he was inducted into the Buffalo Broadcasters Association Hall of Fame.

A four-time regional Emmy award winner (2003, 2008, 2010 and 2016), Weber is on the Board of Governors for the Mid-South's chapter for the National Academy of TV Arts and Sciences. In addition, he serves on the Tennessee Radio Hall of Fame's Board of Directors.

Weber is a native of Galesburg, Ill., and holds two degrees from Notre Dame. He and his wife, Claudia, reside in Nashville.



BROADCASTERS



HAL GILL STUDIO ANALYST & RADIO COLOR ANALYST

Hal Gill enters his sixth season as a member of the Nashville Predators broadcast team, including his first as a studio analyst for Bally Sports South during home games and sixth as a radio color analyst during road contests.

A veteran of 1,108 NHL games, Gill won the Stanley Cup in 2009 with the Pittsburgh Penguins. He spent two seasons with the Predators, tallying five points in 55 games after making his team debut on Feb. 12, 2012. He closed out his NHL career in Philadelphia in 2013-14 and also skated for the Montreal Canadiens (2009-12), Penguins (2007-09), Toronto Maple Leafs (2006-08) and

Boston Bruins (1997-04) during his 16-year career. Originally drafted by the Bruins in the eighth round (207th overall) in the 1993 NHL Draft, the Concord, Mass., native made his NHL debut with his hometown team on Oct. 17, 1997. Internationally, Gill helped the U.S. earn a bronze medal at the 2004 World Championship, one of the five times he competed in the event. Before turning pro, he played four seasons at Providence College, captaining the Friars during his senior campaign in 1996-97.

Gill and his wife, Anne, have three children – daughters Isabelle and Sophie, and son Talon – and one dog, Boston.



LYNDSAY ROWLEY PREDATORS LIVE HOST & RINKSIDE REPORTER

Lyndsay Rowley enters her eighth season with the Nashville Predators and sixth season as the pregame and postgame co-host for *Predators LIVE* on Bally Sports South. Along with her home game duties, she also hosts *Predators LIVE* and reports rinkside from road contests. Before her current role, she spent three seasons as the rinkside reporter for all Predators home games and select away games on Bally Sports South. Rowley works with the rest of the Predators broadcast crew to bring fans closer to the action through interviews, special features and more. Additionally, Rowley discusses the Predators routinely throughout the season on NHL Network.

Prior to joining the Predators broadcast team, Rowley spent time with the Rockland Boulders, an independent professional baseball team in Pomona, N.Y., working as a field correspondent for all live television broadcasts. In addition to

her work with the Boulders, Rowley spent time with the Charlotte Bobcats (now Hornets) as an in-house television host and has been on the sidelines of college football, baseball and volleyball games for various broadcasters.

In 2012, Rowley covered the Columbus Blue Jackets for Columbus' NBC affiliate while also covering Ohio State football, basketball and baseball games and the USA Swimming 2012 Grand Prix.

A native of New Albany, Ohio, Rowley received her bachelor's degree in communications at High Point University in High Point, N.C., where she was a four-year member of the Division I varsity volleyball team. Rowley earned her MBA while she was a graduate assistant volleyball coach at Ohio Dominican University in Columbus, Ohio.

Rowley enjoys sports, writing and traveling in her spare time.



KARA HAMMER RINKSIDE REPORTER

Kara Hammer enters her sixth season with the Nashville Predators broadcast team as its rinkside reporter.

Before joining the broadcast team, Hammer was a sports reporter for WKRN-TV in Nashville for two years and covered the Predators' historic run to the 2017 Stanley Cup Final. Prior to joining News 2, she served as the Tennessee Titans sideline reporter on NFL Network during preseason games and appeared weekly on the Titans' Coaches Show.

Before moving to Nashville in 2015, Hammer spent three years with Fox Sports Arizona and NAU-TV working as a sideline reporter and color analyst. While there, she made history as part of the first all-female announcing team for a live event on FSAZ on Feb. 23, 2013. She began her career at KGWN in Cheyenne, Wyo., in 2010.

Born and raised in Aurora, Colo., Hammer graduated from the University of Wyoming with a degree in Communications and Journalism. Hammer and her husband, Dustin, reside in Nashville during the season and spend their summers in Colorado.



BROADCAST PARTNERS



BALLY SPORTS SOUTH

Nashville Predators. The network's telecasts will be available through cable, satellite and streaming providers across Alabama, Georgia, Kentucky, Mississippi and Tennessee.

Willy Daunic is in his eighth season as play-by-play announcer. Daunic is joined by former Predators goaltender Chris Mason, who is in his sixth full season as a color analyst. Kara Hammer returns for her sixth season as rinkside reporter. Lyndsay Rowley will return for her ninth season with the team, serving as host of *Predators LIVE* alongside Hal Gill, who enters his first full season as an analyst on *Predators LIVE*.

Predators LIVE, the network's pregame and postgame show, delivers expert insight and analysis before and after each game. The show will originate from the Bally Sports Zone at Bridgestone Arena for all home games. All Predators games televised on Bally Sports South will also be streamed on the Bally

Sports app, available on mobile and tablet devices (including iOS and Android), connected devices, and [BallySports.com](https://www.ballysports.com) when fans authenticate using their pay-TV credentials.

New this season, Predators games will also be available on Bally Sports+, the all-new standalone streaming subscription service from Bally Sports. Fans can visit [BallySportsPlus.com](https://www.ballysportsplus.com) to learn more and subscribe. Predators fans can find exclusive Predators content from Bally Sports on the @PredonBally Twitter and @BallySportsSO Facebook and Instagram accounts.

Bally Sports South and Bally Sports Southeast – Sinclair Broadcast Group-owned regional sports networks – are the local destination for sports fans across the Southeast, producing 750+ live events while televising 2600+ live events and studio shows annually. Home to the Atlanta Braves, Atlanta Dream, Atlanta Hawks, Atlanta United, Carolina Hurricanes, Charlotte Hornets, Memphis Grizzlies, Nashville Predators, and Atlantic Coast Conference.



ESPN 102.5 THE GAME



This season, the Predators and their ancillary programming continue to serve as the centerpiece of 102.5/106.3 The Game's all-sports format. Pete Weber, the "Voice of the Predators," enters his 25th season behind the Predators play-by-play microphone. Joining Weber in the booth for his sixth season is former Preds defenseman Hal Gill as color analyst for road games. Max Herz begins his first season as the pregame and postgame host for the radio network.

WPRT-FM, 102.5/106.3 The Game is Nashville's Best Sports Talk and sister station to 94.9 The Fan; heritage rock station, 102.9 The Buzz; 93.3 Classic Hits; and 102.1 The VILLE, the Soul of Music City. All stations are locally owned and operated as a part of the Nashville based Cromwell Media, Inc., which owns 32 stations total in Tennessee, Kentucky and Illinois. 102.5 The Game will carry all preseason, regular season and postseason Predators games. These games will include an hour-long pregame and postgame show.


BRIDGESTONE ARENA INFORMATION



BRIDGESTONE ARENA

501 BROADWAY • NASHVILLE, TN 37203 • 615-770-2000 • BRIDGESTONEARENA.COM

Serving as the home for numerous national and international events, Bridgestone Arena has the distinction of being one of the busiest venues in the United States since the doors first opened in 1996, hosting more than 25.6 million guests during that time. Since 1998, Bridgestone Arena has been the home of the National Hockey League's Nashville Predators, whose passionate fans create the most unique and electrifying game atmosphere in professional sports. Seating capacity is approximately 20,000 for concerts, 19,395 for basketball and 17,159 for Nashville Predators games.



Formerly known as the Nashville Arena, Gaylord Entertainment Center and Sommet Center, the building became Bridgestone Arena in 2010 after Bridgestone Americas Inc. entered a multi-year naming-rights and marketing partnership with the Predators and Powers Management. In 2017, in conjunction with the official grand opening of its 30-story Americas headquarters two blocks from the arena, Bridgestone Americas, Inc. and the Nashville Predators announced an additional five-year extension of the naming rights agreement for Bridgestone Arena.

The latest chapter in Bridgestone Arena's history was written on June 20, 2019, when the Metro Nashville Sports Authority unanimously approved a landmark 30-year lease agreement between the City of Nashville, Powers Management and the Nashville Predators that will keep the team at its current venue through 2049. As part of the new lease, the Metro Nashville and Davidson County General Fund is relieved from all obligations of supporting Bridgestone Arena and the Predators and all existing in-arena revenue streams will be used to maintain, improve and expand the building while eliminating Metro's guarantees. Just a few months later in September, the Predators and Bridgestone celebrated one of the strongest partnerships in professional sports by announcing another five-year extension to naming rights agreement for Bridgestone Arena, ensuring that Nashville's premier downtown arena continues to bear the Bridgestone brand through 2030.

Initiated by former Nashville Mayor Phil Bredesen and approved by the Metro/Davidson County Council in 1993, Bridgestone Arena uniquely embraces Nashville's heritage as Music City. The arena was designed as a tribute to Nashville's music roots, with the entrance positioned on the corner of Fifth Avenue and historic Broadway, facing the Ryman Auditorium – the original home of the Grand Ole Opry.

The one million-square-foot facility has also spurred downtown growth in the last 10-plus years, inspiring further development that includes the Country Music Hall of Fame, Frist Museum of the Visual Arts, Schermerhorn Symphony Center, multiple hotels (Hilton, Hyatt, JW Marriott, Omni, Westin, Four Seasons, 1 Hotel Nashville), Encore Condominiums, Pinnacle at Symphony Place office building, Fifth + Broadway mixed-use development and the Downtown Public Library. According to the Nashville Downtown Partnership, there are approximately 330 dining options, 130 shopping options, 60 live music venues, 140 nightlife options and 50 art venues, as of June 2022, with more businesses coming soon.

A report issued in 2017 estimated that Bridgestone Arena and the Nashville Predators generate an annual economic impact of approximately \$560 million, a \$150 million increase from the 2012 report, which estimated the organization's impact as \$410 million. More than 3,800 jobs are supported annually by the Nashville Predators and Bridgestone Arena. Nearly two-thirds

of attendees at all Bridgestone Arena events come from outside of Davidson County, creating a pure economic impact to Davidson County in dollars spent by out-of-county visitors.

Furthermore, during the 2017 Stanley Cup Playoff run, it was estimated that during the four rounds, close to \$2.7 million was generated for the city through ticket, merchandise and concessions sales taxes; the overall economic impact from a record 11 home playoff games (3 Stanley Cup Final, 3 Western Conference Final, 3 Second Round and 2 First Round) was over \$50 million. In 2019, the five-day SEC Men's Basketball Tournament, which will take place at Bridgestone Arena through 2035, generated a record-breaking \$24.5 million of direct economic impact.

Bridgestone Arena also hosts a variety of non-traditional functions for Davidson County, the city of Nashville and local residents. Bridgestone Arena tower is home to the Tennessee Sports Hall of Fame, a SiriusXM radio studio and the Nashville Convention and Visitors Bureau, which hosts more than 500,000 guests annually and estimated that 16.1 million tourists visited Music City in 2019.

Bridgestone Arena features Patrón Platinum Club, a 260-seat fine-dining experience located on the building's suite level, which is open before and after games and concerts and hosts a number of banquets and receptions. Added prior to the 2019-20 season was Hap & Harry's Tap Room, a premium suite located on the Gary Force Acura Club Level. With space to accommodate up to 40 people, a full-service bar, unlimited food and beverage, stage-front sightlines for concerts and in-seat wait service, Hap & Harry's Tap Room provides an unmatched experience for large groups. Also on Club Level is the 501 Club, which provides each member with a suite experience in an 80-person, exclusive setting.

Lexus Lounge, an exclusive Performers' Level Club that is home to the world's first convex curved 2mm LED wall offering a live panoramic view of the ice, features luxurious amenities such as personal concierge service, plush seating and special-themed buffets. Additionally, two Bunker Suites next to Lexus Lounge offer a private event viewing space that includes food and beverage and is a great corporate outing locale.

Continuously upgrading to improve the experience of every fan, guest, performer and athlete, Bridgestone Arena underwent more than \$8 million in renovations during the summer of 2019, bringing the total to over \$80 million in renovations over the last several years. With the addition of LED ribbon boards and lighting, upgrades to the sound system and the installation of FangVision, a center-hung scoreboard that is nearly 300 percent larger and 450 percent higher resolution than its predecessor, the completion of this multi-phased project solidified Bridgestone Arena's audiovisual system as one of the most advanced in the League and professional sports.

The arena also houses more than 6,000 square feet of meeting room space and a 13,500-square-foot rehearsal hall that is available for rent and used more than 200 days a year by national touring acts. Metro Nashville and Davidson County's Registry of Deeds is also located inside the Bridgestone Arena.

The list of acts that have called Bridgestone Arena home is lengthy and includes the Country Music Association Awards; the Country Music Television Awards; Keith Urban's "We're All For the Hall" benefit concerts; NCAA, SEC and OVC Men's and Women's Basketball Tournaments, the 2014 NCAA Women's Final Four; and entertainers such as Madonna, Garth Brooks, Paul McCartney, Elton John, Billy Joel, the Rolling Stones, KISS, Metallica, Taylor Swift, Justin Timberlake and Katy Perry. Bridgestone Arena is in the midst of hosting 12 consecutive SEC Basketball Tournaments (SEC Men's Tournament - 2015-17, 2019-21, 2023-25; SEC Women's Tournament - 2018, 2022, 2026). Seven seasons ago, the arena hosted the 2016 NHL All-Star Game, putting on one of the most successful experiences in League history and paving the way for Bridgestone Arena to host the 2017 Stanley Cup Final. Additionally, the NHL announced in August that the City of Nashville would host the 2023 NHL Awards and 2023 NHL Draft, further signifying Bridgestone Arena's impact on the hockey world.

BRIDGESTONE ARENA INFORMATION

BRIDGESTONE ARENA QUICK FACTS

- In addition to serving as the home of the Nashville Predators, Bridgestone Arena has hosted a wide variety of sporting events including the U.S. National Figure Skating Championship (1997, 2022), the NCAA Men's Basketball Tournament (2000, 2003, 2005, 2012), the SEC Men's Basketball Tournament (2001, 2006, 2010, 2013, 2015-17, 2019-20), the SEC Women's Basketball Tournament (2002, 2004, 2008, 2011-12, 2018), the 2014 NCAA Women's Final Four and the 2003 NHL Draft.
- It was announced on Oct. 17, 2014 that the city of Nashville and Bridgestone Arena would host the 2016 NHL All-Star Weekend, including the Fan Fair, Skills Competition and All-Star Game, which took place on Jan. 30-31, 2016.
- The Nashville Convention and Visitors Bureau (CVB) operates a state-of-the-art Visitor Information Center in the glass tower of Bridgestone Arena. In addition to literature, maps, discount coupons and general information, the center features exhibits, children's programming ideas, an online information station and a great selection of Nashville merchandise. For more information, go to VisitMusicCity.com.
- Hap & Harry's Taproom, Bridgestone Arena's newest full-service premium space, is located on the Gary Force Acura Club Level and allows groups of up to 40 people to enjoy in-seat service of unlimited food and beverage, stage-front sightlines for concerts and VIP parking.
- The Bud Light Fan Zone is located on the 300-level concourse and serves as a gathering space and concession area. Fans are invited to catch the action from outside the bowl, in sections 313-322.
- The Yuengling Flight Deck is located at the south end of Bridgestone Arena overlooking the ice.
- The Bally Sports Zone is a sports bar located just off the main concourse. It hosts a postgame show featuring highlights and interviews. The Bally Sports Zone features tabletop seating and flat-screen, high-definition televisions.
- Nashville Locker Room, the Predators' team store, offers the most expansive selection of Predators merchandise available and is accessible from inside the arena and Fifth Avenue. For store hours and information, visit NashvilleLockerRoom.com.
- Pete and Terry's Tavern, located just outside Bridgestone Arena's Nissan SoBro entrance, is currently open Wednesday and Thursday from 11 a.m. to 8 p.m. CT; Friday and Saturday from 11 a.m. to 10 p.m. CT; and Sunday from 11 a.m. to 8 p.m. CT. Named after famed Predators broadcasters Pete Weber and Terry Crisp, it is pet-friendly and features more than 60 beer options, a daily 3-6 p.m. Happy Hour and a pub-style menu.
- Suite-style food and beverage offerings are available for all guests at The Landing, located near suites S29 and S30, and Pucks & Pints, located between suites S36 and S37.
- From floor to ceiling, the highest point in Bridgestone Arena reaches 130 feet (about the height of a 13-story building) with the roof covering eight acres.

AWARDS AND NOMINATIONS:

- Pollstar ranking of first in world and U.S. for ticket sales: Dec. 2021
- Pollstar Arena of the Year: 2014, 2017
- Pollstar Arena of the Year Nominations: 1997-98, 2000, 2007-22
- Pollstar Arena of the Decade Nomination: 2020
- Pollstar Venue Executive of the Year: 2017, 2022 (David Kells)
- International Entertainment Buyers Association's Venue of the Year: 2008, 2010, 2015, 2017 and 2019
- International Entertainment Buyers Association's Venue Executive of the Year: 2014, 2016 and 2019 (David Kells)
- Academy of Country Music Venue of the Year: 2009, 2011, 2013, 2016, 2022
- Country Music Association Venue of the Year: 2017 and 2019
- Facilities Magazine Prime Site: 2008-11 and 2016
- ESPN No. 1 Franchise in Professional Sports: 2017

ADDRESS:	501 Broadway Nashville, TN 37203
WEBSITE:	BridgestoneArena.com
PHONE NUMBER:	615-770-2000
CAPACITY:	Hockey: 17,159 Concerts: 20,000 Basketball: 19,395
COST:	\$160 million
ARCHITECT:	HOK Sports (Kansas City, Mo.)
OWNERSHIP:	Sports Authority, Metropolitan Government of Nashville and Davidson County
SQUARE FOOTAGE:	More than 1 million
LUXURY SUITES:	72 (42 lower, 30 upper) standard suites; two opera boxes; one loge box
ARENA CLUB:	Patrón Platinum Club, located on the lower club level (7,000 square feet and seating for 260)

Lexus Lounge, located on the event level, includes unprecedented "behind the scenes" access to Nashville Predators players and has a unique backstage feel for concerts and events

501 Club, located on the club level, provides exclusive seating for 80 members with a suite experience

BOX OFFICE:	Located in main entrance (corner of Fifth Avenue and Broadway)
PUBLIC RESTROOMS:	52
CONCESSION STANDS:	30 food and beer portables, 20 concession stands, 19 bars and four "grab n' go" locations on three levels.
PREDATORS TEAM STORE:	Nashville Locker Room is located near Bridgestone Arena's south entrance and is accessible from Fifth Avenue and inside the building (on game days); the Pro Shop is located inside the arena, a short walk from the main entrance.





NASHVILLE PREDATORS FOUNDATION



Established in 1998, the Nashville Predators Foundation empowered by SmileDirectClub ("Predators Foundation") strives to build philanthropic partnerships within our community to successfully leverage the unique assets and skills of our entire organization to improve the lives of youth and their families. Annually, the

Predators Foundation distributes more than \$2.5 million in funding to non-profits in Middle Tennessee.

Using funds generated by a variety of annual fundraising events, the Predators Foundation has awarded more than \$8 million in grants since its

inception, including a record \$776,075 during the 2021-22 season. Since 1998, the Foundation has awarded more than \$20 million to the community through grants, donations and in-kind gifts.

Introduced in the 2019-20 season as a part of the groundbreaking partnership between the Predators Foundation and Nashville-based SmileDirectClub, multiple SuperGrants, which range from \$25,000 to \$100,000, are awarded each season to Middle Tennessee community organizations for a total of \$100,000 per year. Funding will be allocated for the purpose of completing large-scale projects in support of empowering lives during times of transition. Last season's SuperGrant recipients included Bridges Domestic Violence Center, Communities in Schools of Tennessee, Nashville Adult Literacy Council and the Oasis Center - Just Us Program.

FIRST HORIZON BRENT PETERSON GOLF CLASSIC



The Predators Foundation and the Peterson Foundation for Parkinson's hosted the 12th Annual First Horizon Brent Peterson Golf Classic on Sept. 12, 2022. The two-flight golf tournament took place at the Vanderbilt Legends

Club in Franklin. Each golf foursome was paired with a Preds player, coach, alum or local celebrity. The \$150,000 raised from this event, along with the First Horizon Petey's Preds Party, was evenly split between the Predators Foundation and Peterson Foundation for Parkinson's. For more information, please visit NashvillePredators.com/golf.

NASHVILLE PREDATORS FISHING TOURNAMENT

SPONSORED BY BASS PRO SHOPS & GUY HARVEY

Fishing enthusiasts spent the morning of Sept. 24, 2022 on the water at Old Hickory Lake with the Predators Foundation at the Sixth Annual Preds Fishing Tournament presented by Bass Pro Shops and Guy Harvey. This event featured a silent auction, with an early morning boat launch and weigh-in at Bass Pro Shops. Specialty Preds and fishing items were up for auction as well as the opportunity to fish with Major League Fishing anglers Andy Montgomery and David Walker and Predators broadcaster Hal Gill. All proceeds from the event, which raised nearly \$20,000 in 2021, benefited the Predators Foundation. For more information, please visit NashvillePredators.com/fishing.

FIRST HORIZON PETEY'S PREDS PARTY

The 11th Annual First Horizon Petey's Party took place on Sept. 13, 2022 at Bridgestone Arena. The evening's festivities included a buffet dinner, live entertainment by a comedian and an extensive silent auction that featured signed Predators items, travel packages and more. This event, along with the First Horizon Brent Peterson Golf Classic, raised \$150,000. These funds were evenly split between the Predators Foundation and Peterson Foundation for Parkinson's. For more information, please visit NashvillePredators.com/petey.



CATCHIN' DEERS MIKE FISHER CELEBRITY CLAY SHOOT

For the fourth consecutive year, former Predators Captain Mike Fisher will host the CATCHIN' DEERS Mike Fisher Celebrity Clay Shoot at the Nashville Gun Club on Oct. 26. Participants are paired with a celebrity during the 60-bird course tournament. Prizes are awarded for the first-place and second-place finishers, in addition to a first-place individual overall winner. For more information, please visit NashvillePredators.com/clayshoot.

PREDS & PINS

The Predators Foundation will host its annual Preds & Pins bowling fundraiser at Hermitage Strike & Spare on Dec. 6. This casual evening features two hours of bowling, a buffet and photo opportunities with Preds players, GNASH and local celebrities. In 2019, the event raised more than \$30,000, with all proceeds benefiting the Monroe Carell Jr. Children's Hospital at Vanderbilt through the 365 Pediatric Cancer Fund presented by Twice Daily. For more information, please visit NashvillePredators.com/bowling.

MILITARY SALUTE

At each Predators home game, the team honors an active duty member of the U.S. Armed Forces or veteran as part of the Mid-South Ford Dealers Military Salute. They meet a player before the game, are presented with a signed jersey, then enjoy dinner in the Patron Platinum Club with their family. The military member is honored during the final TV timeout of the second period.



GNASHVEGAS CASINO NIGHT & AUCTION

PRESENTED BY KING JEWELERS

GnashVegas Casino Night & Auction presented by King Jewelers, last held in March 2019, features the opportunity to challenge Roman Josi to a game of blackjack, see if your poker face is better than Juuse Saros' or join Ryan Johansen as he rolls the dice at the craps table. Fans are invited to mix and mingle at the casino tables with Preds players, coaches and broadcasters, enjoy delicious food from local restaurants and sip on beverages from an open bar. This exciting event, which raises \$150,000 annually, also features one-of-a-kind auction packages and priceless experiences; VIP guests will be invited to a reception with the team prior to the main event. It will return in February 2023. For more information, please visit NashvillePredators.com/gala.

WINE FESTIVAL & TASTING

PRESENTED BY DEACON'S NEW SOUTH

First held in 2006, the Nashville Predators Foundation Wine Festival & Tasting presented by Deacon's New South typically takes place over the ice at Bridgestone Arena in the spring. In 2022, the Festival raised nearly \$100,000 and featured samples of more than 220 wines, beers and liquors, many of which come locally from Tennessee. The event also includes culinary delicacies from local restaurants, a complimentary Preds-branded glass and photo opportunities with Predators mascot GNASH. The VIP portion of the event features a five-course dinner and wine pairing hosted by a different wine vendor each year in the Patron Platinum Club. This year's event will take place in March 2023. For more information, please visit NashvillePredators.com/wine.

NASHVILLE PREDATORS FOUNDATION

365 PEDIATRIC CANCER FUND

PRESENTED BY TWICE DAILY



Spearheaded by the leadership of retired goaltender Pekka Rinne and former Preds Captain Shea Weber, the Predators Foundation formed the 365 Pediatric Cancer Fund presented by Twice Daily in 2014 (formerly the Nashville Predators Pediatric Cancer Research Fund), which goes to help fund pediatric cancer research at Monroe Carell Jr. Children's Hospital at Vanderbilt. The Preds raise money for the 365 Fund presented by Twice Daily through Hockey Fights Cancer games, silent and blind auctions, mystery pucks, fan donations and more. In 2021, Rinne was named the King Clancy Memorial Trophy recipient. The award is given annually "to the player who best exemplifies leadership qualities on the ice and has made a significant humanitarian contribution to his community." As part of Rinne's win, the 365 Fund received a \$25,000 donation from the NHL, which the Predators Foundation matched. Since the inception of the 365 Fund, nearly \$4 million has been raised for pediatric cancer research. For more information about the 365 Fund, visit NashvillePredators.com/365fund.

PREDS & THREADS FASHION SHOW

PROVIDED BY DILLARDS, THE MALL AT GREEN HILLS & KING JEWELERS

During the 2017-18 season, the Predators Foundation held its first Preds & Threads Fashion Show provided by Dillards, The Mall at Green Hills and King Jewelers. This event featured all the players on the team's roster strutting their stuff down the runway along with their significant others and children from local youth charities. Guests also enjoyed a cocktail hour before the show with Preds coaches, broadcasters and alumni and had the chance to bid on an extensive auction. For more information, please visit NashvillePredators.com/fashion.



NASHVILLE PREDATORS CRAFT BEER FESTIVAL



On June 25, the Nashville Predators Craft Beer Festival returned for the first time in three years. The Predators Foundation welcomed beer lovers inside Bridgestone Arena to sample beer from more than 80 different breweries. In addition to receiving unlimited tastings, attendees also received a commemorative glass. The 2022 festival raised nearly \$70,000, and for the third time, Red Silo Brewery was voted by the guests as their favorite brewer. For more information, please visit NashvillePredators.com/beer.

MYSTERY PUCKS

The Predators Foundation sells autographed pucks on select game nights through the "Mystery Pucks" fundraiser. At the game, fans have the opportunity to select a wrapped, themed puck autographed by a Predators player with select pucks specialized for buyers to receive an extra prize.



KABOOM!

NOVEMBER 2022

The Nashville Predators Foundation will team up with KaBOOM! - a national nonprofit dedicated to bringing balanced and active play to all kids - in November 2022 to build a new playground for Dream Streets Nashville. Volunteers from the Predators, along with local businesses, will build the playground in a three-day span. It will mark the 11th playground the Predators and local partners have built in the last 11 years.

HOCKEY FIGHTS CANCER

NOVEMBER 2022 & MARCH 2023

Each season, the Nashville Predators host two Hockey Fights Cancer Nights as part of a League-wide initiative. These nights benefit the 365 Pediatric Cancer Fund presented by Twice Daily and the Monroe Carell Jr. Children's Hospital at Vanderbilt and include donations collected at all main entrances and silent auctions that feature specialty jerseys worn by the players. Patients from the Children's Hospital attend the game, ride on the Zamboni, take part in a postgame meet-and-greet with players and participate in Zebra's Care, a charitable organization run by the NHL Officials Association. This season's Hockey Fight Cancer games will take place Nov. 19 vs. Tampa Bay and March 25 vs. Seattle.



NASHVILLE PREDATORS FOUNDATION



GAME-NIGHT AUCTIONS

The Predators Foundation hosts an online auction in conjunction with every Nashville Predators home game. By texting "Preds" to 76278, fans both at the game and around the world can bid and take home items in support of the Predators Foundation. The auctions include a wide variety of autographed merchandise from across the sports world, one-of-a-kind Predators items like holiday baskets stuffed with each players' favorite goodies, unique Tennessee souvenirs and more. Hockey fans can also view items up for auction during home games in the Predators Foundation area outside of Sections 106-107.

BIRTHDAY & SPECIAL SCOREBOARD MESSAGES

For a donation to the Predators Foundation, fans have an opportunity to put birthday, anniversary and engagement announcements on the Bridgestone Arena scoreboard during Predators home games. In-game scoreboard message rates are \$50. To schedule, please visit NashvillePredators.com/scoreboard or contact the team's Community Relations department at 615-770-2331.

ZAMBONI RIDES & PENALTY BOX VISITS

For a \$100 donation to the Predators Foundation, Preds fans can ride the Zamboni or have the opportunity to sit in the visiting team's penalty box during the team's pregame skate. For more information or to schedule an opportunity, please visit NashvillePredators.com/zamboni or contact the team's Community Relations department at 615-770-2331.

DEX SCORE & WIN



During the 2021-22 season, every time a Preds player scored a goal or recorded a goaltending win, DEX Imaging made a donation to the Predators Foundation through the DEX Score & Win program. Last season, the program's 17th, \$33,950 was raised for distribution to 10 Middle Tennessee charities. Since its inception in the 2005-06 season, the program has raised more than \$490,000 for charities.

HEARTS OF GOLD

The Predators are committed to the underlying team mission of "work hard, play hard and provide outrageous customer and community service." Every member of the Predators organization can be found giving back to the community throughout the season - from ownership and players to management and staff - through our Hearts of Gold initiative. As a staff, the goal is to reach 8,000 total volunteer hours each season. This commitment to the community is seen through various initiatives. A few of the Predators' 2021-22 initiatives included food drives, blood drives, an annual holiday toy drive, Thanksgiving turkey deliveries, pet supply drives and Hockey Fights Cancer awareness nights.

FEATURED CHARITY NIGHTS

Each season, the Predators Foundation board selects six deserving charities to receive exclusive opportunities throughout the season, including an in-arena drive collection. Collections may include books, toys, school supplies and baby supplies among other items. This season's featured charities are:

- Sept. 30 - Communities in Schools of Tennessee (feminine hygiene products)
- Jan. 14 - A Secret Safe Place (baby blankets)
- Jan. 26 - Nurture the Next (diapers)
- Feb. 18 - The Family Center (interactive games)
- March 18 - CreatiVets (art supplies)
- April 6-15 - Judicial District (stuffed animals, Play-Doh, drawing supplies)

DONATION REQUESTS

The Nashville Predators are committed to positively influencing the community far beyond the game. The team's Community Relations department assists non-profit charities and other businesses to raise money for their own causes and provides hundreds of items annually to organizations for fundraising. To request a non-monetary donation for your event, please visit NashvillePredators.com/donations.

ARENA DRIVES

Throughout the year, the Predators host charitable drives in conjunction with local non-profit organizations to benefit the families of Nashville and Middle Tennessee. This year's drives are scheduled for Nov. 12 (Second Harvest Food Bank drive) and Nov. 29 (toy drive). Fans are encouraged to bring donations to the arena for these nights.

HELPER GRANT RECIPIENTS

In May 2022, the Predators Foundation distributed 176 "Helper" grants, named after former team SVP and Foundation Board Chairman Gerry Helper, totaling \$776,075 to Nashville and Middle Tennessee-based community service and charitable organizations. It was the largest one-time allocation in team history. This year's sum brings the total allocation to more than \$8 million in grants over a 24-year span. For more information, visit NashvillePredators.com/grants.

JACK DILLER EDUCATION AWARD

Each season, the Predators Foundation awards four high school seniors the Jack Diller Education Award in the amount of \$2,500 each. Since its inception, \$170,000 has been distributed to 68 students. Applicants must reside within Middle Tennessee and excel in academics, athletics and volunteerism. The four winning students are recognized during a Predators home game. For more information, please visit NashvillePredators.com/dilleraward.



PLAYER COMMUNITY INITIATIVES

ROMAN JOSI

ROMAN & ELLIE JOSI FAMILY FUND/BEST BUDDIES

The Roman & Ellie Josi Family Fund will be awarding grants to the Middle Tennessee community. Organizations will be invited to apply. Back for a fifth season, Roman Josi provides tickets for a different buddy pair from Best Buddies to attend a Predators game. The pair participate in the high-five line before the game and get to meet players as they head out on the ice.



MATTIAS EKHOLM

CORE PRESENTED BY BRIDGESTONE

Mattias Ekholm and his wife, Ida Björnstad, are the face of a youth hockey program for Nashville-area kids aimed at introducing them to the sport. Creating Opportunities for Racial Equality (CORE) presented by Bridgestone features eight weeks of on-ice instruction, a full set of equipment and a light dinner after each practice. Players will be taught the basics of skating and hockey with curriculum created and led by Mattias and Ida. Following the eight-week program, players will be enrolled in the youth leagues at Ford Ice Center for three seasons at no cost.



FILIP FORSBERG

FILIP FORSBERG HOCKEY CLINIC PRESENTED BY DELTA DENTAL OF TENNESSEE

Ford Ice Center Antioch hosted the Filip Forsberg Hockey Clinic presented by Delta Dental of Tennessee that benefited a local charity on Sept. 10, 2022. The clinic, which raised about \$25,000, featured 100 youth hockey players, ages 7-14, hitting the ice for an afternoon of fun and learning. All proceeds from the clinic went to Make-A-Wish Middle Tennessee.



COLTON SISSONS, DANTE FABBRO & RYAN JOHANSEN

CHARITY HOLIDAY PARTY

This past holiday season, Colton Sissons, Dante Fabbro and Ryan Johansen teamed up to bring holiday cheer to the community. The trio, along with Predators staff members, purchased gifts and held a party for the families of Bethlehem Centers of Nashville. This season, all three players will host their annual charity holiday party after the Dec. 10 game vs. Ottawa for a local charity. The benefiting families will attend the game, enjoy a holiday meal, take photos with Santa and Santa GNASH and then open their presents, purchased by the players at staff members.

PREDATORS' LEADERSHIP GROUP

BLUELINE BUDDIES

During every Nashville Predators home game last season, the Predators Foundation hosted the Blueline Buddies program, originally started by former player P.K. Subban, which brings together a member of the Metro Nashville Police Department and an inner-city youth from a local organization. It included game tickets and dinner in Bridgestone Arena's Patron Platinum Club (donated by Levy Restaurants). This season, the Predators Foundation expects to have the group meet with a member of the team's leadership group before each game.

RYAN JOHANSEN

PREDATORS FOUNDATION EMPOWERED BY SMILEDIRECTCLUB

At select home games, Ryan Johansen donates his personal suite to be auctioned off to raise money for the Predators Foundation.



PLAYER COMMUNITY INITIATIVES

JUUSE SAROS

PREDS PET CLUB PRESENTED BY PETSMART



Juuse Saros and his fiancée, Minna, partner with the Predators Foundation to run the Preds Pet Club presented by PetSmart. Fans can join the club for \$30 and receive a package filled with Preds pet merchandise for their four-legged family member. Members are also invited to member-only meetups with Saros and his dogs. Proceeds from the pet club benefit local animal rescue organizations.

Saros is also starting a new program this season to benefit Wags & Walks Nashville. For every save Saros makes during the regular season, he will donate \$5 to Wags & Walks Nashville (up to \$10,000). The Predators Foundation will match that donation and will collect donations from fans throughout the year. At the end of the season, Wags & Walks Nashville will receive a check for around \$30,000 from this program. In 2021-22, \$20,000 was donated to Wags & Walks Nashville, which brought the total donation amount to \$50,000.



MATT DUCHENE

DUCHENE'S HOCKEY TONK

Matt Duchene invites families impacted by illness to enjoy Preds games from his personal suite.



TANNER JEANNOT

DIAPER DRIVE

Last season, Tanner Jeannot and his wife, Keely, held a diaper drive for Mother to Mother, a local charity that assists low-income mothers and children in Nashville. The drive collected nearly 19,000 diapers. Additionally, Jeannot and the Predators Foundation each donated \$5,000 to Mother to Mother.



MIKAEL GRANLUND

HEALTHCARE HEROES TICKETS

At every home game last season, Mikael Granlund donated four tickets to healthcare heroes in the Nashville community. Healthcare Heroes enjoy a night out at Bridgestone Arena cheering on their favorite team.



YOUTH HOCKEY & FAN DEVELOPMENT



With the opening of Ford Ice Center Antioch in 2014, and the organization's facility in Bellevue in 2019, the Preds have consistently worked to enhance

Since its first season as a National Hockey League franchise in 1998-99, the Nashville Predators have been at the forefront of growing the sport of hockey in the Middle Tennessee community.

the awareness and opportunity for youth hockey in Tennessee. The Predators have created partnerships with local youth hockey associations and assist with fundraising, hockey education and additional ice time to promote the growth of the sport at the grassroots level.

The Nashville Predators also assist area youth hockey organizations by providing coaches and players clinics, ice time at Bridgestone Arena and funding for uniforms. Area youth players are also frequently featured during intermissions at Predators home games.

NASHVILLE PREDATORS KIDS CLUB PRESENTED BY DELTA DENTAL

The Nashville Predators Kids Club presented by Delta Dental provides an opportunity for kids and families alike to get involved with the team during the 2022-23 season. The Predators Kids Club is filled with exciting features, events, member benefits and more. Fans can sign up for the Kids Club at the Delta Dental Kids Zone outside section 108 during all Nashville Predators home games or at NashvillePredators.com/kidsclub.



HOCKEY & HEELS

Hockey & Heels is an event for women to get an inside look at the Predators organization. This fun-filled evening includes on-ice demonstrations, locker room tours, a behind-the-scenes look at the team's event presentation and a "Hockey 101" segment featuring Preds broadcasters and special guests.



PREDS PAINT & PINOT

Preds Paint and Pinot features a Preds-themed painting class taught by a certified board and brush instructor and includes drinks, appetizers, giveaways and more. Additionally, attendees will take home their one-of-a-kind, exclusive Predators creation.

GET OUT AND LEARN! (G.O.A.L.I.) PRESENTED BY ERIE INSURANCE



The Get Out and Learn! (G.O.A.L.I.) program presented by Erie Insurance introduces the game of hockey to everyone without the financial commitment typically associated with the sport. This free, introductory program is designed for those with no prior experience and is offered in weekly sessions throughout the year at local rinks. The Predators provide all necessary equipment, ice time and instruction, making the program ideal for any family. The Preds are dedicated to supporting the development of youth hockey at all levels and recognize the need for local skating facilities to be accessible for beginners to help grow the sport, beginning at younger ages. Since its inception in the fall of 2006, more than 7,000 kids have graduated from G.O.A.L.I.

Since its inception in the fall of 2006, more than 7,000 kids have graduated from G.O.A.L.I.

LEE COMPANY DEK HOCKEY RINK



The Lee Company Dek Hockey Rink is an outdoor hockey rink located at the Bellevue Family YMCA. The rink was built in partnership with the Nashville Predators, NHL, and NHLPA and opened in July 2021. It is utilized for team practices, try hockey for free clinics, camps and pick-up games. Reserving the rink is free to the public.

PREDATORS HOCKEY SCHOOL

The Predators host two weeks of hockey school, open to boys and girls ages 6-14, each July at the Ford Ice Centers. Youth attending the hockey school are challenged daily with more than two hours of ice time, intensive dry-land conditioning, video analysis, and "chalk talk" sessions. Hockey School emphasizes the basic fundamentals of hockey - stickhandling, power skating, shooting and passing. Other features of the camp include daily lectures on nutrition, injury prevention and equipment maintenance.



LITTLE PREDS LEARN TO PLAY



Little Preds Learn to Play, which is partially funded by the NHL and NHLPA's Industry Growth Fund, is a multi-year, multi-city endeavor by the Nashville Predators and participating ice rinks in an effort to reduce cost barriers associated with an introductory program. Each session runs for 6-8 weeks and is designed for boys and girls ages 4-9 who have never played hockey. Participants receive weekly on-ice instruction, Predators alumni appearances, a full set of hockey equipment and Predators Kids Club membership.



YOUTH HOCKEY & FAN DEVELOPMENT

SCOTT HAMILTON
SKATING ACADEMY

The Scott Hamilton Skating Academy mission is "to make skating available to people of all ages, ability and description. At the same time, creating an environment of joy in learning how

to skate." Further, the mission of our combined programs is to fulfill the goals and vision of the Scott Hamilton Skating Academy and Nashville Predators, in partnership with SHARP 4 Sports, to develop beginners through world class elite athletes in a joyful, fun and creative atmosphere.

PREDeccessor



PREDeccessor is a continue-to-play program for participants that graduated from the Little Preds Ready to Play program but are not ready for youth league. This program puts an emphasis on the core skating fundamentals along with a feel for the puck and general hockey knowledge. It will teach positions, concepts and rules for playing the game, all while continuing to build a player's competency in their individual skills.

LEARN TO SKATE



The Scott Hamilton Skating Academy's Learn-to-Skate program - the largest in the South and in the Top 10 in the country - uses the Learn to Skate USA curriculum. The program is designed to serve the needs of both recreational and competitive skaters by teaching figure skating and hockey skills. All of our coaches are committed to sharing a fun and positive experience that will instill a lifelong love of skating. Our mission is to make skating available to people of all ages, descriptions and ambitions.

GO SKATE!

Go Skate! is a free learn-to-skate program proudly presented by the Scott Hamilton Skating Academy, Ford Ice Centers, Nashville Predators and the NHL/NHLPA Industry Growth Fund. This unique program encourages first-time skaters between the ages of 6-12 to learn to ice skate in a fun and encouraging environment, at no cost. The program includes a free session of the Scott Hamilton Skating Academy's learn-to-skate classes with a free pair of hockey or figure skates at graduation, as well as a \$30 discount off an athlete's second session of learn to skate. The program launched in 2016 and has granted over 2,600 skaters with free classes and skates, removing economical barriers and making skating accessible for first timers. Go Skate! is currently being offered at both Ford Ice Centers.



NPAHA YOUTH HOCKEY LEAGUE

This recreational league provides participants the opportunity to develop individual and team hockey skills in a fun, relaxed environment.



Its goal is to not only develop a player's hockey skills, but to create an environment where youth can learn valuable life skills such as teamwork, good sportsmanship, a positive attitude and a good work ethic. The emphasis of the programming, whether learning how to stop or perfecting the wrist shot, will be on being "better than before." Continuous improvement will be a theme utilized throughout much of our programming, executed in a measurable and meaningful way. The league is offered year-round and consists of more than 400 young hockey players fielding teams in the following age divisions: Termitte (6U), Mite (8U), Squirt (10U), Pee wee (12U) and Bantam/Midget (13+).

SCOTT'S ALL-STARS

Scott's All-Stars is a program providing learn-to-skate classes for children with any adaptive or other special needs. Our incredible team of coaches is dedicated to helping skaters learn and have fun at a comfortable pace and in a safe and sensory friendly space. In addition to the learn to skate program itself, we are proud to provide support and programming for parents and caregivers while continuing education for staff and coaches.



NPAHA ADULT HOCKEY LEAGUE



Adults can join in the fun of playing hockey with the Nashville Predators Amateur Hockey Association Adult Leagues.

Whether you are a beginner who has just started the game, an experienced player or somewhere in between, Ford Ice Center has a league for you. Leagues run year-round (fall/winter, spring and summer) and include playoffs and championships. Our USA Hockey-sanctioned league hosts more than 1,100 adult players and offers competition for all level of play for adults ages 18 and over. We have grown from seven teams in 2014-15 to 94 teams across 13 divisions in the 2022-23 season.

NASHVILLE PREDATORS SELECT

The Nashville Predators Select Travel Hockey Program (Preds Select) plays under the Nashville Predators Amateur Hockey Association and aims to provide Middle Tennessee youth hockey players an environment to be better athletes, better individuals and better players with a commitment to positive, fun and progressive skill development through community and sport. Preds Select is the organization's first official travel hockey program. They compete at the Tier II level and will offer teams in the 10U, 12U, 14U, 16U and 18U age divisions for the 2022-23 season.



SMASHVILLE SHOWCASE

A round-robin collegiate tournament with NCAA Division I women's hockey teams played in sync with the Smashville Girls Hockey Showcase, which features some of the best Tier I girls hockey teams in the country.

HONKY TONK SHOWDOWN

A fun-filled weekend for our adult league teams to compete against their beer league rivals for the prized championship guitar trophy at the Ford Ice Centers.



MIDDLE SCHOOL LEAGUE

Scholastic hockey at its finest. This spring hockey program allows played ages 10-13 the ability to play against other teams that feed into our junior varsity and varsity programs.



YOUTH HOCKEY & FAN DEVELOPMENT

PREDATORS CUP

The Predators Cup is the annual Tennessee State High School Hockey Championship tournament. Established during the 1999-00 season, it serves as a platform to highlight the top high school hockey teams in the state and is hosted by the Nashville Predators each spring at Bridgestone Arena. Since the inaugural tournament, 20 teams from Middle Tennessee and three teams from Memphis have won the Predators Cup.

PREDS GIRLS HOCKEY



The Nashville Predators are committed to the growth of girls hockey. The Preds Girls Hockey program introduces girls ages 4-9 to hockey through funding from the NHL and NHLPA's Industry Growth Fund. The program will feature exciting opportunities for girls to play together and learn from female coaches.

BLUECROSS BLUESHEILD BLUELINER OF THE GAME

An opportunity to experience the excitement from ice-level offered as a ticket package during Predators home games. Youth hockey players ages 7-14 get the opportunity of a lifetime as their name is called during the starting lineup; they skate to the blue line and then stand alongside their favorite Predators player during the National Anthem.

GO SKATE! GRADES & BLADES

GO SKATE! Grades & Blades is a free skating program taught in a joyful, respectful and diverse setting where individual uniqueness is welcomed and celebrated and athletes who receive good grades and have good attendance in school are rewarded for their efforts. Most important, the program provides a position environment filled with mentorship and encouragement to help guide every athlete's unique journey on and off the ice. Designed for youth ages 8-14, this program infuses the benefits of skating - inclusion, physical confidence, balance, time management, study and affordable fitness - with the benefits of good grades, leading to more opportunities in their lifetime. GO SKATE! Grades & Blades is proudly sponsored by the Scott Hamilton Skating Academy, the Nashville Predators and the NHL/NHLPA Industry Growth Fund.

CREATING OPPORTUNITIES FOR RACIAL EQUALITY (CORE) PRESENTED BY BRIDGESTONE

Creating Opportunities for Racial Equality (CORE) presented by Bridgestone introduces the game of hockey to new players of all backgrounds, ages 4-9, at no cost. CORE presented by Bridgestone provides a unique opportunity for players of all backgrounds to join the hockey community while developing fundamentals skills to help them succeed both on and off the ice. Player will receive 28 weeks of on-ice instruction, equipment to keep and monthly engagement opportunities. The goal of the program is to create a more diverse and welcoming SMASHVILLE youth hockey community while enhancing overall player development.



PRESIDENTS' DAY CLASSIC



The PREDsidents' Day Classic is hosted annually by the Predators on Presidents' Day weekend. It is a 10U-19U four-game guaranteed divisional tournament. The divisions have four teams each that are seeded after their first three regulation games; teams will play a championship and consolation game depending on results.

FUTURE GOALS - HOCKEY SCHOLAR™

POWERED BY EVERFI



The Future Goals - Hockey Scholar™ online course is a free, unique tool that leverages the exciting game of hockey to teach science, technology, engineering and math (STEM) concepts to students in grades 4-8. This course, aligned to state science and math standards, also introduces students to STEM careers in hockey.

NASHVILLE PREDATORS JV PROGRAM



The Nashville Predators JV Program aims to provide a supplement league to our Greater Nashville Scholastic Hockey League for those players looking to gain the experience for more ice time. Registered teams will use this program in order to help bolster the development of each player's respective school teams.

PUCKS AND PINTS HAPPY HOUR

Pucks and Pints Happy Hour open hockey is in its seventh year at Bridgestone Arena. All levels are welcome, but participants must be at least 21 years of age and provide their own equipment. Each session includes 60 minutes of ice and a complimentary "pint" at Pete and Terry's Tavern following the session.

PREDATORS GOALTENDING CAMP

The Predators offer a high intensity camp designed to push goalies to reach their full potential. The camp consists of three hours of on-ice instruction, two hours of dryland/dynamic warmups and an hour of video analysis each day. On-ice sessions focus on skating, depth, angling, squareness, positioning, tracking, save selection, recovery and desperation. Drills are designed to challenge each individual goaltender, providing progression-based drills that cater to each goalie's skill level.



PREDS GIRLS CLASSIC



The Preds Girls Classic is a tournament for girls hockey teams ages 12-19U with four divisions ranging from the A to AA level. Teams are guaranteed to play four round-robin style games, including a fun skills competition and a Saturday night social, offering the chance to meet other hockey players from across the country.

MILWAUKEE ADMIRALS



[@mkeadmirals](https://twitter.com/mkeadmirals)

MILWAUKEE ADMIRALS (AHL)

510 W. KILBOURN AVE., SUITE B • MILWAUKEE, WI 53203 • 414-227-0550 • MILWAUKEEADMIRALS.COM

Governor/CEO: Harris Turer
 President: Jon Greenberg
 VP of Business Development: Mike Wojciechowski
 VP of Communications: Charlie Larson
 VP of Ticket Sales: John Bitter
 Play-by-Play Announcer: Aaron Sims
 General Manager: Scott Nichol
 Head Coach: Karl Taylor
 Assistant Coaches: Scott Ford/Greg Rallo
 Goaltending Coach: Dave Rook

Athletic Trainer: George Bullock
 Assistant Athletic Trainer: Jaime Garcia
 Equipment Manager: Adam Kocis
 Assistant Equipment Manager: Evan Watts
 Strength & Conditioning Coach: Nathan Williams
 Manager of Hockey Operations: Ryan Costello
 Team Colors: White, Gray, Ice Blue and Navy
 Home Arena: University of Wisconsin-Milwaukee Panther Arena
 Capacity: 9,256
 Radio Flagship: The Big 920 (920 AM WOKY)

NASHVILLE PREDATORS' YEARLY PRIMARY AFFILIATIONS

YEAR	TEAM	LEAGUE	COACH	GP	W	L	OTL*	SOL**	PTS	GF	GA	STANDING	PLAYOFFS
1998-99	Milwaukee Admirals	IHL	Al Sims	82	38	28	0	16	92	254	265	4th - Midwest	1st Rd. - Lost Manitoba, 2-0
1999-00	Milwaukee Admirals	IHL	Al Sims	82	37	36	0	9	82	222	246	5th - East	1st Rd. - Lost Cleveland, 2-1
2000-01	Milwaukee Admirals	IHL	Dave Allison	82	42	33	0	7	91	244	217	5th - East	1st Rd. - Lost Chicago, 4-1
2001-02	Milwaukee Admirals	AHL	Dave Allison	80	30	35	10	5	75	198	207	5th - West	Did Not Qualify
2002-03	Milwaukee Admirals	AHL	Peter Horachek	80	32	27	14	7	85	247	251	4th - West	QR - Def. Rochester, 2-1 1st Rd. - Lost Houston, 3-0
2003-04	Milwaukee Admirals	AHL	Claude Noel	80	46	24	7	3	102	269	191	1st - West	1st Rd. - Def. Cincinnati, 4-3 2nd Rd. - Def. Chicago, 4-2 3rd Rd. - Def. Rochester, 4-1 Final - Def. W-B/Scranton, 4-0
2004-05	Milwaukee Admirals	AHL	Claude Noel	80	47	2	4	5	103	247	207	2nd - West	1st Rd. - Lost Cincinnati, 4-3
2005-06	Milwaukee Admirals	AHL	Claude Noel	80	49	21	6	4	108	268	234	1st - West	1st Rd. - Def. Iowa, 4-3 2nd Rd. - Def. Houston, 4-0 3rd Rd. - Def. Grand Rapids, 4-0 Final - Lost Hershey, 4-2
2006-07	Milwaukee Admirals	AHL	Claude Noel	80	41	25	4	10	96	227	230	3rd - West	1st Rd. - Lost Chicago, 4-0
2007-08	Milwaukee Admirals	AHL	Lane Lambert	80	44	29	4	3	95	231	212	4th - West	1st Rd. - Lost Chicago, 4-2
2008-09	Milwaukee Admirals	AHL	Lane Lambert	80	49	22	3	6	107	229	195	1st - West	1st Rd. - Def. Rockford, 4-0 2nd Rd. - Lost Houston, 4-3
2009-10	Milwaukee Admirals	AHL	Lane Lambert	80	41	30	2	7	91	237	220	4th - West	1st Rd. - Lost Chicago, 4-3
2010-11	Milwaukee Admirals	AHL	Lane Lambert	80	44	22	6	8	102	226	194	1st - West	1st Rd. - Def. Texas, 4-2 2nd Rd. - Lost Houston, 4-3
2011-12	Milwaukee Admirals	AHL	Muller/Herbers	76	40	29	2	5	87	210	190	2nd - Midwest	1st Rd. - Lost Abbotsford, 3-0
2012-13	Milwaukee Admirals	AHL	Dean Evason	76	41	28	4	3	89	197	200	2nd - Midwest	1st Rd. - Lost Texas, 3-1
2013-14	Milwaukee Admirals	AHL	Dean Evason	76	39	24	6	7	91	215	199	3rd - Midwest	1st Rd. - Lost Toronto, 3-0
2014-15	Milwaukee Admirals	AHL	Dean Evason	76	33	28	8	7	81	206	218	5th - Midwest	Did Not Qualify
2015-16	Milwaukee Admirals	AHL	Dean Evason	76	48	23	3	2	101	224	193	1st - Central	1st Rd. - Lost Grand Rapids, 3-0
2016-17	Milwaukee Admirals	AHL	Dean Evason	76	43	26	4	3	93	225	212	3rd - Central	1st Rd. - Lost Grand Rapids, 3-0
2017-18	Milwaukee Admirals	AHL	Dean Evason	76	38	3	4	2	82	216	235	6th - Central	Did Not Qualify
2018-19	Milwaukee Admirals	AHL	Karl Taylor	76	36	24	14	2	88	217	207	2nd - Central	1st Rd. - Lost Iowa, 3-2
2019-20 ^A	Milwaukee Admirals	AHL	Karl Taylor	63	41	14	5	3	90	211	141	1st - Central	Postseason Canceled
2020-21 ^B	Chicago Wolves	AHL	Ryan Warsofsky	33	21	9	1	2	45	132	94	1st - Central	Postseason Not Held
2021-22	Milwaukee Admirals	AHL	Karl Taylor	76	39	28	5	4	87	229	228	3rd - Central	2nd Rd. - Def. Manitoba, 3-2 3rd Rd. - Lost Chicago, 3-1

* column refers to "overtime losses" from 2004-08 and "ties" from 1998-04

** column refers to "shootout losses" from 1998-99 and 2004-08, "overtime losses" from 2001-04 and "shootout points" from 1999-01

^A = The AHL canceled the remainder of its 2019-20 season on May 11, 2020; the final regular-season games of the 2019-20 AHL season were played on March 11, 2020.

^B = Milwaukee did not compete in the 2020-21 AHL season; the Chicago Wolves served as Nashville's AHL affiliate. Nashville and Carolina shared Chicago's AHL roster.

Bold = Won Calder Cup



MILWAUKEE ADMIRALS COACHING STAFF



KARL TAYLOR HEAD COACH

Karl Taylor enters his fifth season as head coach of the Milwaukee Admirals in 2022-23. Taylor owns a record of 116-66-24-9 in 215 games as head coach of Nashville's AHL affiliate, and last season, he became just the fifth coach in Admirals history to amass 100

career wins with the team.

In 2021-22, Taylor led the Admirals to the third round of the Calder Cup Playoffs after finishing third in the AHL's Central Division with a record of 39-28-5-4 (87 points). With help from 26 players on NHL contracts with Nashville, including forward Cody Glass, who led the team and was tied for 15th in the AHL in points with 62 (14g-48a), Milwaukee qualified for the postseason for the 16th time in its AHL history and the second time with Taylor at the helm. Reinforcing his proven track record of developing talent, 12 players who skated for Milwaukee also competed in an NHL game for the Predators in 2021-22. When Predators Head Coach John Hynes was placed on the NHL's COVID-19 list during the 2021-22 season, Taylor filled in behind the bench for two NHL games, helping Nashville pick up wins in back-to-back contests on Dec. 16 vs. Colorado and Dec. 17 at Chicago.

In 2019-20, his second season with Milwaukee, Taylor led the club to a 41-14-5-3 record, an AHL-leading 90 points and the Macgregor Kilpatrick Trophy, awarded to the AHL's regular-season champions. For his efforts, Taylor was honored with the Louis A.R. Pieri Memorial Award, given to the AHL's most outstanding coach. Milwaukee's dominant 2019-20 season was highlighted by its defense, which allowed a league-low 2.24 goals per game, while the team's offense ranked seventh in scoring (3.35).

Taylor's first season behind the Admirals bench, 2018-19, saw him lead the club to the Calder Cup Playoffs for the first time since 2017, finishing with a 36-24-14-2 (88 points) regular-season record and a second-place finish in the Central Division.

Before joining the organization, the 51-year-old North Bay, Ont., native spent four seasons with the AHL's Texas Stars as an assistant coach. In Texas, Taylor's teams went a combined 152-108-30-14 and made the playoffs in three of his four seasons. His tenure was headlined by the Stars' appearance in the 2018 Calder Cup Finals, where they came one game from claiming the AHL title, falling to the Toronto Marlies in Game 7. With Taylor behind the bench, Texas earned at least 90 points in three seasons, including the 2017-18 season's 90-point effort (38-24-8-6) that culminated with the AHL's Western Conference Championship. Taylor also spent one season as an assistant coach for the Western Hockey League's Portland Winterhawks in 2013-14, where they finished second in the WHL's regular-season standings with 113 points (54-13-5 record). Taylor helped guide the Winterhawks to the WHL Finals as the 2014 WHL Western Conference Champions, where they fell to the Edmonton Oil Kings in seven games.

Before jumping to the WHL, Taylor served as an assistant coach with the AHL's Chicago Wolves in 2011-12 where he won the Midwest Division and was a head coach in the ECHL for six seasons from 2005-11. He was at the helm of the Reading Royals from 2005-08, making the playoffs in two of his three campaigns, amassing a 112-82-22 record in the process. Taylor then became the first head coach of the ECHL's Ontario Reign from 2008-11, leading them to the playoffs in their inaugural season. He finished second in the John Brophy Award voting for ECHL coach of the year in 2008-09.

Taylor played three seasons in the Ontario Hockey League with the Windsor Spitfires, London Knights and North Bay Centennials, tallying 35 points (16g-19a) in 137 games from 1988-91. Following his junior career, he played for the University of New Brunswick from 1991-95, serving as an alternate captain in his final three seasons. Taylor also spent time as a head coach at Red Deer College in Alberta and the University of Waterloo before landing his first professional coaching job.

Taylor and his wife, Bev, reside in Hartland, Wis., with their son, Mac, and daughter, Kate.



SCOTT FORD ASSISTANT COACH

Scott Ford enters his eighth season as an assistant coach for the Milwaukee Admirals in 2022-23. Ford, whose first season as an assistant coach with the Admirals was 2015-16, has helped lead Milwaukee to the Calder Cup Playoffs four times during his tenure.

When several members of the Predators' coaching staff were placed on the NHL's COVID-19 list during the 2021-22 season, Ford filled in behind the bench for two NHL games, helping Nashville pick up wins in back-to-back contests on Dec. 16 vs. Colorado and Dec. 17 at Chicago.

Ford finished an 11-year playing career in 2014-15, splitting time with the Admirals and the South Carolina Stingrays. He skated in 12 games with Milwaukee, posting a pair of assists and 14 penalty minutes. The Brown University alum helped the Stingrays to an ECHL-record 23-game winning streak and a berth in the Kelly Cup Final.

Overall, Ford spent parts of seven seasons with the Admirals, including two as team captain, and his 378 games played are the second-most in club AHL history. The Fort St. John, B.C., native posted 14 goals and 31 assists for 45 points and a +37 rating. He sits third in Milwaukee's AHL record book in penalty minutes with 577.



GREG RALLO ASSISTANT COACH

Greg Rallo enters his fifth season as an assistant coach for the Milwaukee Admirals in 2022-23. Rallo's first season with the organization was in 2018-19 and he is three seasons removed from helping guide Milwaukee to the Macgregor Kilpatrick Trophy as the AHL's regular-season champions in 2019-10. The

41-year-old native of Gurnee, Ill., played 12 seasons of professional hockey from 2005-17 that included stops in the NHL, AHL, ECHL and the German professional league.

Rallo competed in 11 NHL games with the Florida Panthers from 2011-13 and scored his first career NHL goal on April 2, 2013, against the Tampa Bay Lightning. In 615 career AHL contests, Rallo compiled 165 goals and 177 assists

for 342 points, including a career-high 54 (26g-28a) with Texas in 2010-11. His AHL career featured stints with six different clubs and saw him captain the San Antonio Rampage in 2013-14 and serve as an alternate captain for the Texas Stars in 2015-16. Rallo also won the 2007 Kelly Cup as ECHL champion with the Idaho Steelheads, where he had 31 points (13g-18a) in 37 games.

Prior to his professional career, Rallo played four seasons for Ferris State University in the Central Collegiate Hockey Association from 2002-06, where he had 108 points (46g-62a) in 152 games.

Rallo and his wife Liana have two daughters, Avery and Addison, and a son, Ryder.



THE PLAYERS



2022-23 ORGANIZATIONAL ROSTER

FORWARDS	HT	WT	SHOT	PLACE OF BIRTH	DATE OF BIRTH	2021-22 TEAM
Egor Afanasyev	6-4	211	L	Tver, Russia	1/23/01	Milwaukee (AHL)
Alexander Campbell	5-10	176	L	Châteauguay, Que.	2/27/01	Clarkson (ECAC)
Matt Duchene	5-11	195	L	Haliburton, Ont.	1/16/91	Nashville (NHL)
Luke Evangelista	6-0	183	R	Toronto, Ont.	2/21/02	London (OHL)
Gunnarwolfe Fontaine	5-8	175	L	Providence, R.I.	9/16/00	Northeastern (Hockey East)
Filip Forsberg	6-1	205	R	Ostervala, Sweden	8/13/94	Nashville (NHL)
Cody Glass	6-3	206	R	Winnipeg, Man.	4/1/99	Nashville (NHL)/Milwaukee (AHL)
Mikael Granlund	5-10	185	L	Oulu, Finland	2/26/92	Nashville (NHL)
Jimmy Huntington	6-0	200	L	Laval, Que.	11/18/98	Milwaukee (AHL)/Syracuse (AHL)
Adam Ingram	6-2	161	L	Winnipeg, Man.	10/14/03	Youngstown (USHL)
Mark Jankowski	6-4	212	L	Hamilton, Ont.	9/13/94	Buffalo (NHL)/Rochester (AHL)
Tanner Jeannot	6-2	208	L	Oxbow, Sask.	5/29/97	Nashville (NHL)
Ryan Johansen	6-3	218	R	Vancouver, B.C.	7/31/92	Nashville (NHL)
Joakim Kemell	5-11	182	R	Jyväskylä, Finland	4/27/04	JYP (Finland)
Simon Knak	6-1	185	L	Zurich, Switzerland	1/27/02	HC Davos (Swiss)
Jachym Kondelik	6-7	232	L	Hannover, Germany	12/21/99	Milwaukee (AHL)/Connecticut (Hockey East)
John Leonard	5-11	196	L	Westwood, N.J.	8/7/98	San Jose (NHL)/San Jose (AHL)
Zachary L'Heureux	5-11	197	L	Montreal, Que.	5/15/03	Halifax (OJHL)
Michael McCarron	6-6	232	R	Grosse Pointe, Mich.	3/7/95	Nashville (NHL)/Milwaukee (AHL)
Chase McLane	6-1	175	R	Trenton, Mich.	4/22/00	Penn State (Big Ten)
Navrin Mutter	6-3	202	L	London, Ont.	3/15/01	Kitchener (OHL)/Hamilton (OHL)
Nino Niederreiter	6-2	218	L	Chur, Switzerland	9/8/92	Carolina (NHL)
Tommy Novak	6-1	179	L	St. Paul, Minn.	4/28/97	Nashville (NHL)/Milwaukee (AHL)
Markus Nurmi	6-5	206	R	Turku, Finland	6/29/98	TPS (Finland)
Cole O'Hara	6-0	179	R	Richmond Hill, Ont.	6/20/02	Tri-City (USHL)
Juuso Parssinen	6-3	212	L	Hämeenlinna, Finland	2/1/01	TPS (Finland)
Zach Sanford	6-4	206	L	Salem, Mass.	11/9/94	Winnipeg (NHL)/Ottawa (NHL)
Kiefer Sherwood	6-0	194	R	Columbus, Ohio	3/31/95	Colorado (NHL)/Colorado (AHL)
Colton Sissons	6-1	200	R	North Vancouver, B.C.	11/5/93	Nashville (NHL)
Cole Smith	6-3	195	L	Brainerd, Minn.	10/28/95	Nashville (NHL)/Milwaukee (AHL)
Ben Strinden	6-0	198	R	Fargo, N.D.	6/4/02	Muskegon (USHL)
Fedor Svechikov	6-0	187	L	Togliatti, Russia	4/5/03	SKA Saint Petersburg (KHL)/SKA-Neva Saint Petersburg (Russia-2)/SKA-1946 Saint Petersburg (Russia-Jr.)
Eeli Tolvanen	5-10	191	L	Vienti, Finland	4/22/99	Nashville (NHL)
Philip Tomasino	6-0	179	R	Mississauga, Ont.	7/28/01	Nashville (NHL)
Yakov Trenin	6-2	201	L	Chelyabinsk, Russia	1/13/97	Nashville (NHL)
Isak Wallther	6-4	198	L	Södertälje, Sweden	8/2/01	Vermont (Hockey East)



2022-23 ORGANIZATIONAL ROSTER

DEFENSEMEN	HT	WT	SHOT	PLACE OF BIRTH	DATE OF BIRTH	2021-22 TEAM
Mark Borowiecki	6-2	204	L	Ottawa, Ont.	7/12/89	Nashville (NHL)
Alexandre Carrier	5-11	174	R	Quebec City, Que.	10/8/96	Nashville (NHL)
Semyon Chistyakov	5-10	168	L	Nizhny Tagil, Russia	8/7/01	Avangard Omsk (KHL)/Omskie Krylia (Russia-2)
Marc Del Gaizo	5-11	188	L	Basking Ridge, N.J.	10/11/99	Milwaukee (AHL)
Mattias Ekholm	6-4	215	L	Borlange, Sweden	5/24/90	Nashville (NHL)
Dante Fabbro	6-0	189	R	Coquitlam, B.C.	6/20/98	Nashville (NHL)
Kevin Gravel	6-4	205	L	Kingsford, Mich.	3/6/92	Stockton (AHL)
Jordan Gross	5-10	190	R	Maple Grove, Minn.	5/9/95	Colorado (NHL)/Colorado (AHL)
Roman Josi	6-1	201	L	Bern, Switzerland	6/1/90	Nashville (NHL)
Kasper Kulonummi	6-1	179	R	Helsinki, Finland	3/1/04	Kiekko-Vantaa (Finland-2)/Jokerit (Finland-Jr.)
Jeremy Lauzon	6-1	204	L	Val-d'Or, Que.	4/28/97	Nashville (NHL)/Seattle (NHL)
Jack Matier	6-5	197	R	Sault Ste. Marie, Ont.	4/8/03	Ottawa (OHL)
Ryan McDonagh	6-1	215	L	St. Paul, Minn.	6/13/89	Tampa Bay (NHL)
Roland McKeown	6-1	195	R	Listowel, Ont.	1/20/96	Colorado (AHL)
Anton Olsson	6-2	203	L	Helsingborg, Sweden	1/26/03	Malmö (Sweden)
Luke Prokop	6-6	221	R	Edmonton, Alta.	5/6/02	Edmonton (WHL)/Calgary (WHL)
Luke Reid	6-1	190	R	Warman, Sask.	9/26/01	New Hampshire (Hockey East)
Spencer Stastney	6-0	184	L	Woodbridge, Ill.	1/4/00	Milwaukee (AHL)/Notre Dame (Big Ten)
Graham Sward	6-3	186	L	Langley, B.C.	9/12/03	Spokane (WHL)
Ryan Ufko	5-11	169	R	Smithtown, N.Y.	5/7/03	UMass Amherst (Hockey East)
Adam Wilsby	6-1	188	L	Stockholm, Sweden	8/7/00	Skellefteå (Sweden)
Vladislav Yeryomenko	6-0	185	R	Vitebsk, Belarus	4/23/99	Dinamo Minsk (KHL)

GOALTENDERS	HT	WT	CATCH	PLACE OF BIRTH	DATE OF BIRTH	2021-22 TEAM
Yaroslav Askarov	6-3	178	R	Omsk, Russia	6/16/02	SKA Saint Petersburg (KHL)/SKA-Neva Saint Petersburg (Russia-2)
Devin Cooley	6-5	192	L	Los Gatos, Calif.	5/25/97	Milwaukee (AHL)/Florida (ECHL)
Ethan Haider	6-4	190	L	St. Louis Park, Minn.	9/4/01	Clarkson (ECAC)
Kevin Lankinen	6-2	185	L	Helsinki, Finland	4/28/95	Chicago (NHL)
Juuse Saros	5-11	180	L	Forssa, Finland	4/19/95	Nashville (NHL)
Konstantin Volkov	6-3	211	L	Murmansk, Russia	9/20/97	Ässät (Finland)
Tomas Vokac	6-3	165	L	Trutnov, Czechia	5/2/99	Florida (ECHL)



HOW THE PREDATORS WERE BUILT

SEASON	ENTRY DRAFTS (SIGNED)	ENTRY DRAFTS (UNSIGNED)	TRADES/COMPENSATION	PRO/AMATEUR FREE AGENTS	WAIVERS
1998-99: 28-47-7 (63 pts) 12th, Western Conference					
1999-00: 28-40-7-7 (70 pts) 13th, Western Conference					
2000-01: 34-36-9-3 (80 pts) 10th, Western Conference					
2001-02: 28-41-13-0 (69 pts) 14th, Western Conference					
2002-03: 27-35-13-7 (74 pts) 13th, Western Conference					
2003-04: 38-29-11-4 (91 pts) 8th, Western Conference					
2004-05: Did Not Play					
2005-06: 49-25-8 (106 pts) 4th, Western Conference					
2006-07: 51-23-8 (110 pts) 4th, Western Conference					
2007-08: 41-32-9 (91 pts) 8th, Western Conference					
2008-09: 40-34-8 (88 pts) 10th, Western Conference	Roman Josi - 2nd/38th				
2009-10: 47-29-6 (100 pts) 7th, Western Conference	Mattias Ekholm - 4th/102nd				
2010-11: 44-27-11 (99 pts) 5th, Western Conference					
2011-12: 48-26-8 (104 pts) 4th, Western Conference					
2012-13: 16-23-9 (41 pts) 14th, Western Conference	Colton Sissons - 2nd/50th		Filip Forsberg from WSH (4/3/13)		
2013-14: 38-32-12 (8 pts) 10th, Western Conference	Juuse Saros - 4th/99th				
2014-15: 47-25-10 (104 pts) 3rd, Western Conference					
2015-16: 41-27-14 (96 pts) 7th, Western Conference	Yakov Trenin - 2nd/55th Tommy Novak - 3rd/85th Alexandre Carrier - 4th/115th		Ryan Johansen from CBJ (1/6/16)		
2016-17: 41-29-12 (94 pts) 8th, Western Conference	Dante Fabbro - 1st/17th	Konstantin Volkov - 6th/168th			
2017-18: 53-18-11 (117 pts) 1st, Western Conference	Eeli Tolvanen - 1st/30th Tomas Vornacka - 5th/154th			Tanner Jeannot Amateur FA (4/3/18)	



HOW THE PREDATORS WERE BUILT

SEASON	ENTRY DRAFTS (SIGNED)	ENTRY DRAFTS (UNSIGNED)	TRADES/COMPENSATION	PRO/AMATEUR FREE AGENTS	WAIVERS
2018-19: 47-29-6 (100 pts) 3rd, Western Conference	Jachym Kondelik - 4th/111th Spencer Stastney - 5th/131st	Vladislav Yeryomenko - 5th/151st	Mikael Granlund from MIN (2/25/19)		
2019-20: 35-26-8 (78 pts) 6th, Western Conference	Philip Tomasino - 1st/24th Egor Afansyev - 2nd/45th Marc Del Gaizo - 4th/109th Juuso Parssinen - 7th/210th	Alexander Campbell - 3rd/65th Semyon Chistyakov - 4th/117th Ethan Haider - 5th/148th Isak Walther - 6th/179th	Michael McCarron from MTL (1/7/20)	Matt Duchene Pro FA (7/1/19) Cole Smith Amateur FA (3/19/20) Devin Cooley Amateur FA (9/29/20)	
2020-21: 31-23-2 (64 pts) 4th, Central Division	Yaroslav Askarov - 1st/111th Luke Evangelista - 2nd/42nd Luke Prokop - 3rd/73rd Adam Wilsby - 4th/101st	Luke Reid - 6th/166th Gunnar Wolfe Fontaine - 7th/202nd Chase McLane - 7th/207th		Mark Borowicki Pro FA (10/9/20)	
2021-22: 45-30-7 (97 pts) 8th, Western Conference	Zachary L'Heureux - 1st/27th Jack Matier - 4th/124th	Fedor Svechikov - 1st/19th Anton Olsson - 3rd/72nd Ryan Ufko - 4th/115th Simon Knak - 6th/179th	Cody Glass from VGK (7/17/21) Jimmy Huntington from TBL (2/1/22) Jeremy Lauzon from SEA (3/20/22)	Navrin Mutter Amateur FA (3/9/22) Markus Nurmi Pro FA (6/9/22)	
2022-23:	Joakim Kemell - 1st/17th	Adam Ingram - 3rd/82nd Kasper Kulonummi - 3rd/84th Cole O'Hara - 4th/114th Graham Sward - 5th/146th Ben Strinden - 7th/210th	Ryan McDonagh from TBL (7/3/22) John Leonard from SJS (7/8/22)	Kevin Gravel Pro FA (7/14/22) Jordan Gross Pro FA (7/14/22) Mark Jankowski Pro FA (7/14/22) Kevin Lankinen Pro FA (7/14/22) Roland McKeown Pro FA (7/14/22) Kiefer Sherwood Pro FA (7/14/22) Zach Sanford Pro FA (7/15/22) Nino Niederreiter Pro FA (7/21/22)	
TOTALS:	23	18	9	15	0

90

MARK BOROWIECKI

POS: D | HT: 6-2 | WT: 204 | SHOT: Left



CAREER HIGHLIGHTS

MOST GOALS, GAME

1 - 15 times, last: Feb. 1, 2020 at Toronto

LONGEST GOAL STREAK

None

CAREER OVERTIME POINTS

None

MOST ASSISTS, GAME

2 - Nov. 2, 2019 at Boston

LONGEST ASSIST STREAK

3 - three times, last: (3a) Dec. 19-23, 2019

FIRST NHL GAME

Jan. 19, 2012 at San Jose

MOST POINTS, GAME

2 - twice, last: (1g-1a) Dec. 21, 2019 vs. Philadelphia

LONGEST POINT STREAK

4 (2g-3a) - Dec. 17-23, 2019

FIRST NHL GOAL

Nov. 7, 2013 vs. Montreal (Carey Price)

MOST PIM, GAME

24 - Nov. 17, 2013 vs. Columbus

CAREER HAT TRICKS

None

FIRST GAME WITH NASHVILLE

Jan. 14, 2021 vs. Columbus

MOST SHOTS, GAME

6 - Oct. 10, 2017 at Vancouver

CAREER PENALTY SHOTS

None

FIRST GOAL WITH NASHVILLE

None

SINGLE-SEASON HIGHS

GAMES PLAYED
2016-17 **70**GOALS
2019-20 **7**ASSISTS
2019-20 **11**POINTS
2019-20 **18**PLUS-MINUS
2014-15 **+15**SHOTS
2017-18 **66**

SOCIAL MEDIA

| N/A

| itsborocoprunning

2021-22 SEASON

- Led the NHL in penalty minutes (151).
- Third on Nashville in hits (196) and fifth in blocked shots (79).
- Ninth in the NHL in hits per 60 minutes at 15.72 (among skaters to played in at least 41 games).
- Tallied four assists, including two in seven games from April 5-17.
- Dished out a season-high eight hits on four occasions.
- Skated in his 400th career NHL game on Oct. 21 vs. NY Rangers.
- Selected by the Professional Hockey Writers' Association as Nashville's nominee for the 2022 Bill Masterton Memorial Trophy.



ACQUIRED: Oct. 9, 2020 - Signed as a free agent
PRONUNCIATION: MAHRK BOHR-vee-YHET-skee | DOB: July 12, 1989 | BIRTHPLACE: Ottawa, Ont. | HOMETOWN: Ottawa, Ont.

CAREER RECORD			REGULAR SEASON					PLAYOFFS				
SEASON	CLUB	LEAGUE	GP	G	A	PTS	PIM	GP	G	A	PTS	PIM
2006-07	Smiths Falls	CJHL	53	3	25	28	85	6	0	0	0	10
2007-08	Smiths Falls	CJHL	46	2	24	26	80	15	1	10	11	22
2008-09	Clarkson	ECAC	33	1	1	2	24	--	--	--	--	--
2009-10	Clarkson	ECAC	35	8	11	19	55	--	--	--	--	--
2010-11	Clarkson	ECAC	31	3	8	11	67	--	--	--	--	--
2011-12	Binghamton	AHL	9	0	0	0	6	21	0	2	2	8
	Binghamton	AHL	73	5	17	22	127	--	--	--	--	--
	Ottawa	NHL	2	0	0	0	2	--	--	--	--	--
2012-13	Binghamton	AHL	53	4	10	14	157	3	1	0	1	4
	Ottawa	NHL	6	0	0	0	18	--	--	--	--	--
2013-14	Binghamton	AHL	50	2	6	8	158	4	0	0	0	4
	Ottawa	NHL	13	1	0	1	48	--	--	--	--	--
2014-15	Ottawa	NHL	63	1	10	11	107	6	0	0	0	6
2015-16	Ottawa	NHL	63	1	1	2	107	--	--	--	--	--
2016-17	Ottawa	NHL	70	1	2	3	154	2	0	0	0	2
2017-18	Ottawa	NHL	52	3	8	11	64	--	--	--	--	--
2018-19	Ottawa	NHL	53	1	4	5	89	--	--	--	--	--
2019-20	Ottawa	NHL	53	7	11	18	58	--	--	--	--	--
2020-21	Nashville	NHL	22	0	1	1	38	--	--	--	--	--
2021-22	Nashville	NHL	57	0	4	4	151	2	0	0	0	0
NHL TOTALS			454	15	41	56	836	10	0	0	0	8
PREDATORS TOTALS			79	0	5	5	189	2	0	0	0	0

CAREER NOTES

- Owns the second-most hits among all NHL defensemen since the 2014-15 season, dishing out 1,755. Among NHL blueliners with at least 300 games played in that time span, his 16.22 hits per 60 minutes of play is the highest.
 - Recorded 15 goals and 51 points with Ottawa from 2011-20, reaching double-digit points in a season three times (2014-15, 2017-18 and 2019-20).
 - Served as an alternate captain for the Sens for two seasons (2018-20).
 - Enjoyed a career year in 2019-20 with the Senators, establishing highs in goals (7), assists (11), points (18), average TOI (17:56) and blocked shots (120).
 - Selected by the Professional Hockey Writers' Association as Ottawa's nominee for the 2018 Bill Masterton Memorial Trophy; named the Senators' nominee for the 2018 King Clancy Memorial Trophy.
 - Led the NHL in both penalty minutes (154) and hits (364) in 2016-17.
 - Dished out 14 hits on Dec. 5, 2016 at Pittsburgh, tied for the fourth-most in an NHL game since hits were first recorded in 1997-98.
- Was second among Senators defensemen and fourth among all team skaters in plus-minus in 2014-15 (+15).
 - Captained the AHL's Binghamton Senators for two seasons from 2012-14.
 - Appeared in the 2012 AHL All-Star Classic.
 - Won the Calder Trophy as champions of the AHL with Binghamton in 2011, his first partial professional season, appearing in 21 postseason games.
 - Spent three seasons at Clarkson University from 2008-11, captaining the Golden Knights as a junior in 2010-11.



MOST HITS SINCE 2014-15

No.	PLAYER	GP	HITS
1)	Matt Martin	537	2,127
2)	Ryan Reaves	561	1,998
3)	Radko Gudas	515	1,893
4)	Cal Clutterbuck	514	1,835
5)	Milan Lucic	611	1,764
6)	Mark Borowiecki	433	1,755
7)	Tom Wilson	565	1,745
8)	Marcus Foligno	543	1,587
9)	Adam Lowry	539	1,536
10)	Rasmus Ristolainen	574	1,519

45

ALEXANDRE CARRIER

POS: D | HT: 5-11 | WT: 174 | SHOT: Right



SINGLE-SEASON HIGHS

GAMES PLAYED
2021-22 **77**GOALS
2021-22 **3**ASSISTS
2021-22 **27**POINTS
2021-22 **30**PLUS-MINUS
2021-22 **+26**SHOTS
2021-22 **95**

SOCIAL MEDIA

 | AlexCarrier55

 | alex.carrier

CAREER HIGHLIGHTS

MOST GOALS, GAME

1 - four times, last: April 23, 2022 at Tampa Bay

LONGEST GOAL STREAK

None

CAREER OVERTIME POINTS

1 (1a)

MOST ASSISTS, GAME

2 - three times, last: March 29, 2022 vs. Ottawa

LONGEST ASSIST STREAK

4 - (4a) Jan. 27-Feb. 12, 2022

FIRST NHL GAME

Jan. 17, 2017 at Vancouver

MOST POINTS, GAME

2 - four times, last: (2a) March 29, 2022 vs. Ottawa

LONGEST POINT STREAK

4 - (4a) Jan. 27-Feb. 12, 2022

FIRST NHL GOAL

March 13, 2021 at Tampa Bay (Andrei Vasilevskiy)

MOST PIM, GAME

4 - Dec. 4, 2021 vs. Montreal

CAREER HAT TRICKS

None

FIRST GAME WITH NASHVILLE

Jan. 17, 2017 at Vancouver

MOST SHOTS, GAME

5 - March 13, 2021 at Tampa Bay

CAREER PENALTY SHOTS

None

FIRST GOAL WITH NASHVILLE

March 13, 2021 at Tampa Bay (Andrei Vasilevskiy)

INTERNATIONAL RECORD | CANADA

YEAR	EVENT	GP	G	A	PTS	PIM
2014	U-18 World Championship	7	0	0	0	0

2021-22 SEASON

- Named to the NHL's All-Rookie Team.
- Led NHL rookie defensemen in plus-minus (+26) and was third in assists (27), points (30) and average TOI (20:59).
- Posted the most assists, points and best plus-minus rating by a rookie blueliner in franchise history; also had the second-highest average ice time.
- Second among Predators defensemen in assists and hits (95) and third in points and average TOI.
- Recorded consecutive multi-point games for the first time in his NHL career on March 27 vs. Philadelphia (2a) and March 29 vs. Ottawa (2a).

- Tallied four multi-point outings, including the first of his NHL career on Nov. 26 vs. New Jersey (1g-1a).
- Tied for the Predators lead in postseason assists with three; also tied for the most by a rookie in team playoff history.
- Tallied two helpers in Game 3 vs. Colorado to become the third rookie in Predators history to record at least two assists in a postseason game, joining Pontus Aberg (2017) and Dan Hamhuis (2004).



ACQUIRED: June 27, 2015 - Nashville's fourth choice, 115th overall (fourth round), in the 2015 NHL Draft
PRONUNCIATION: al-ehx-AHN-druh kair-EE-ay | **DOB:** Oct. 8, 1996 | **BIRTHPLACE:** Québec City, Que. | **HOMETOWN:** Québec City, Que.

CAREER RECORD			REGULAR SEASON						PLAYOFFS					
SEASON	CLUB	LEAGUE	GP	G	A	PTS	PIM		GP	G	A	PTS	PIM	
2012-13	Gatineau	QMJHL	50	2	5	7	28		9	1	0	1	6	
2013-14	Gatineau	QMJHL	67	3	25	28	29		9	1	4	5	4	
2014-15	Gatineau	QMJHL	68	12	43	55	64		11	2	3	5	18	
2015-16	Gatineau	QMJHL	57	12	35	47	50		10	0	5	5	4	
2016-17	Milwaukee	AHL	72	6	33	39	45		3	0	2	2	0	
	Nashville	NHL	2	0	0	0	0		--	--	--	--	--	
2017-18	Milwaukee	AHL	73	4	24	28	52		--	--	--	--	--	
2018-19	Milwaukee	AHL	76	5	32	37	47		5	0	0	0	2	
2019-20	Milwaukee	AHL	55	5	32	37	44		--	--	--	--	--	
	Nashville	NHL	3	0	0	0	2		--	--	--	--	--	
2020-21	Nashville	NHL	19	1	2	3	8		6	0	2	2	4	
	Chicago	AHL	3	0	1	1	0		--	--	--	--	--	
2021-22	Nashville	NHL	77	3	27	30	50		4	0	3	3	2	
NHL/PREDATORS TOTALS			101	4	29	33	60		10	0	5	5	6	

CAREER NOTES

- Averaged 20:03 of ice time in 2020-21, the third-most by a rookie in Predators history.
- Veteran of 279 career AHL games with Milwaukee (276) and Chicago (3).
- Became the first Admirals defenseman to tally at least 100 career assists since the team joined the AHL in 2001.
- Named a two-time AHL All-Star (2017 and 2020).
- Led all Milwaukee skaters in assists (32) and was fourth in points (37) during the 2019-20 season.
- Played in a career-high 76 games for Milwaukee in 2018-19, with his 37 points (5g-32a) the most among team defensemen and second among all team skaters.
- Skated four seasons for the QMJHL's Gatineau Olympiques from 2012-16.
- Named a 2015 QMJHL Second All-Star Team honoree after finishing tied for second in assists (43), third in points (55) and tied for 10th in goals (12) among league defensemen.



DID YOU KNOW?

Alexandre Carrier became the third rookie - and first defenseman - in Predators history to be named to the NHL's All-Rookie Team when he did so in 2021-22, joining current teammates Filip Forsberg (2014-15) and Juuse Saros (2017-18).

- Helped his native Canada to a gold medal at the 2013 Ivan Hlinka Memorial Tournament and a bronze medal at the 2014 U-18 World Championship.
- His brother, Samuel, was selected by the Washington Capitals in the sixth round (176th overall) of the 2010 NHL Draft.



95

MATT DUCHENE

POS: C | HT: 5-11 | WT: 195 | SHOT: Left



CAREER HIGHLIGHTS

MOST GOALS, GAME

3 - twice, last: Nov. 20, 2021 at Montreal

LONGEST GOAL STREAK

4 - twice, last: (4g) Feb. 11-18, 2013

CAREER OVERTIME POINTS

24 (9g-15a)

MOST ASSISTS, GAME

3 - seven times, last: Oct. 24, 2021 at Minnesota

LONGEST ASSIST STREAK

8 (9a) - March 8-21, 2022

FIRST NHL GAME

Oct. 1, 2009 vs. San Jose

MOST POINTS, GAME

4 - twice, last: (1g-3a) March 8, 2013 vs. Chicago

LONGEST POINT STREAK

10 (11g-9a) - March 3-21, 2022

FIRST NHL GOAL

Oct. 17, 2009 at Detroit (Chris Osgood)

MOST PIM, GAME

7 - Nov. 14, 2013 at St. Louis

CAREER HAT TRICKS

2 - last: Nov. 20, 2021 at Montreal

FIRST GAME WITH NASHVILLE

Oct. 3, 2019 vs. Minnesota

MOST SHOTS, GAME

10 - Oct. 18, 2014 at Montreal

CAREER PENALTY SHOTS

None

FIRST GOAL WITH NASHVILLE

Oct. 10, 2019 vs. Washington (Braden Holtby)

SINGLE-SEASON HIGHS

GAMES PLAYED
2014-15; 2017-18

82

GOALS
2021-22

43

ASSISTS
2013-14

47

POINTS
2021-22

86

PLUS-MINUS
2013-14

+8

SHOTS
2021-22

228

SOCIAL MEDIA



Matt9Duchene



matt9duchene

INTERNATIONAL RECORD | CANADA

YEAR	EVENT	GP	G	A	PTS	PIM
2008	U-18 World Championship	7	5	3	8	6
2010	World Championship	7	4	3	7	0
2011	World Championship	7	0	0	0	2
2013	World Championship	8	4	1	5	0
2014	Olympics	4	0	0	0	0
2015	World Championship	10	4	8	12	2
2016	World Championship	10	5	5	10	2
2016	World Cup of Hockey	6	2	2	4	2
2017	World Championship	10	1	0	1	0

2021-22 SEASON

- Led Nashville in goals with 43, the most in a season in team history.
- Second in points with 86 (43g-43a), the second-most in a season in Predators history.
- Established career highs in goals, points and power-play goals (16).
- Finished eighth in the NHL in goals.
- One of six NHL players to record at least 43 goals and 43 assists.
- Became the first 40-goal scorer in team history on April 19 vs. Calgary.
- Scored his 15th power-play goal of the season on April 16 vs. Chicago, establishing a franchise record in the category.
- Recorded a franchise-record nine multi-goal games, including the second hat trick of his NHL career on Nov. 20 at Montreal.
- Scored three overtime goals, tied for the third-most in the NHL, with his first coming on Nov. 11 at St. Louis.
- Led Nashville in points (4) and shared the team lead in goals (3) during the 2022 postseason.

- Scored twice in Game 1 at Colorado for his first career multi-goal playoff game; it was the 29th multi-goal game in Predators playoff history and the first since Yakov Trenin in Game 5 of the 2021 First Round at Carolina (2g).
- Tallied a point in three of Nashville's four games, adding a goal in Game 3 and an assist in Game 4.



ACQUIRED: July 1, 2019 - Signed as a free agent

PRONUNCIATION: MAT DOO-shayn | DOB: Jan. 16, 1991 | BIRTHPLACE: Haliburton, Ont. | HOMETOWN: Haliburton, Ont.

CAREER RECORD			REGULAR SEASON					PLAYOFFS				
SEASON	CLUB	LEAGUE	GP	G	A	PTS	PIM	GP	G	A	PTS	PIM
2007-08	Brampton	OHL	64	30	20	50	22	5	1	1	2	10
2008-09	Brampton	OHL	57	31	48	79	42	21	14	12	26	21
2009-10	Colorado	NHL	81	24	31	55	16	6	0	3	3	0
2010-11	Colorado	NHL	80	27	40	67	33	--	--	--	--	--
2011-12	Colorado	NHL	58	14	14	28	8	--	--	--	--	--
2012-13	Colorado	NHL	47	17	26	43	12	--	--	--	--	--
	Frolunda	Sweden	19	4	10	14	12	--	--	--	--	--
	Ambri-Piotta	Swiss	4	2	3	5	2	--	--	--	--	--
2013-14	Colorado	NHL	71	23	47	70	19	2	0	3	3	2
2014-15	Colorado	NHL	82	21	34	55	16	--	--	--	--	--
2015-16	Colorado	NHL	76	30	29	59	24	--	--	--	--	--
2016-17	Colorado	NHL	77	18	23	41	12	--	--	--	--	--
2017-18	Colorado	NHL	14	4	6	10	4	--	--	--	--	--
	Ottawa	NHL	68	23	26	49	14	--	--	--	--	--
2018-19	Ottawa	NHL	50	27	31	58	6	--	--	--	--	--
	Columbus	NHL	23	4	8	12	2	10	5	5	10	0
2019-20	Nashville	NHL	66	13	29	42	24	4	1	1	2	2
2020-21	Nashville	NHL	34	6	7	13	6	6	1	2	3	2
2021-22	Nashville	NHL	78	43	43	86	38	4	3	1	4	0
NHL TOTALS			905	294	394	688	234	32	10	15	25	6
PREDATORS TOTALS			178	62	79	141	68	14	5	4	9	4

CAREER NOTES

- His 688 points are the second-most among all skaters from his 2009 draft class.
- Is a two-time NHL All-Star, with his most recent nod coming at the 2016 NHL All-Star Game in Nashville.
- Posted eight career seasons with at least 60 points and 20 goals and is a three-time 30-goal scorer.
- Holds a career face-off percentage of 53.3 percent, the 16th-highest mark among centers with at least 10,000 faceoffs taken since the 2009-10 season.
- Is one of four players in franchise history to score the game-winning goal in a playoff game that required multiple overtimes.
- Is one of four active NHL players with game-winning goals in two contests that required multiple overtimes, joining Patrice Bergeron, Patrick Kane and Corey Perry.
- Served as an alternate captain for the Avalanche in 2016-17 and Senators from 2017-19.
- His 62.6 face-off percentage in 2017-18 led the NHL and is tied for the 10th-highest mark in a single season in League history.
- Notched his first career 30-goal season in 2015-16 with Colorado.
- Hit the 70-point mark for the first time in his career in 2013-14 with the Avalanche after posting 23 goals and 47 assists in 71 games.
- Was a finalist for the Calder Trophy in 2010 after he led all rookies in points (55) and tied for the rookie lead in goals (24).
- Has won several gold medals with Canada on the international stage, including the 2014 Olympics, 2015 and 2016 World Championships, 2016 World Cup of Hockey and 2008 U-18 World Championship.
- Starred for the OHL's Brampton Battalion from 2007-09, recording 129 points (61g-68a) in 121 career junior contests.
- Led the Battalion to the OHL's Robertson Cup Final in 2009.



DID YOU KNOW?

Matt Duchene scored at 14:54 of the second overtime in Game 3 of Nashville's 2021 first round series vs. Carolina, ending the fourth-longest game in team history (94:54).

14

MATTIAS EKHOLOM

POS: D | HT: 6-4 | WT: 215 | SHOT: Left



CAREER HIGHLIGHTS

MOST GOALS, GAME

2 - Feb. 27, 2021 vs. Columbus

LONGEST GOAL STREAK

4 (4g) - Nov. 14-20, 2017

CAREER OVERTIME POINTS

10 (3g-7a)

MOST ASSISTS, GAME

3 - twice, last: March 29, 2022 vs. Ottawa

LONGEST ASSIST STREAK

5 - twice, last: (6a) Jan. 4-10, 2019

FIRST NHL GAME

Oct. 13, 2011 vs. Phoenix

MOST POINTS, GAME

3 - twice, last: (3a) March 29, 2022 vs. Ottawa

LONGEST POINT STREAK

5 - twice, last: (3g-6a) Jan. 4-10, 2019

FIRST NHL GOAL

Jan. 7, 2014 vs. San Jose (Antti Niemi)

MOST PIM, GAME

14 - Dec. 27, 2019 vs. Pittsburgh

CAREER HAT TRICKS

None

FIRST GAME WITH NASHVILLE

Oct. 13, 2011 vs. Phoenix

MOST SHOTS, GAME

8 - Dec. 27, 2018 vs. Dallas

CAREER PENALTY SHOTS

None

FIRST GOAL WITH NASHVILLE

Jan. 7, 2014 vs. San Jose (Antti Niemi)

SINGLE-SEASON HIGHS

GAMES PLAYED
2015-16; 2016-17

82

GOALS
2017-18

10

ASSISTS
2018-19

36

POINTS
2018-19

44

PLUS-MINUS
2018-19

+27

SHOTS
2019-20

154

NHL TROPHIES

CAMPBELL BOWL
2017PRESIDENTS' TROPHY
2018

SOCIAL MEDIA



| MatEkh14



| matekh

INTERNATIONAL RECORD | SWEDEN

YEAR	EVENT	GP	G	A	PTS	PIM
2008	U-18 World Championship	6	1	0	1	2
2010	World Junior Championship	6	1	0	1	6
2014	World Championship	10	2	5	7	8
2015	World Championship	8	0	3	3	6
2016	World Championship	2	1	0	1	2
2016	World Cup of Hockey	4	0	0	0	2
2018	World Championship	4	1	2	3	2
2019	World Championship	8	0	2	2	4

2021-22 SEASON

- Served as an alternate captain for the Predators in 2021-22.
- Hit the 30-point mark for the fifth time in his NHL career.
- Second among Predators defensemen in points (31), third in assists (25) and fourth in hits (79) and blocked shots (96).
- Averaged 23:29 of ice time, the second-highest total of his career.
- Led Nashville in shorthanded ice time per game (3:15).
- Concluded the regular season with 11 points (1g-10a) in his final 15 games.
- Recorded his first career three-point game on Jan. 1 vs. Chicago (3a); added a second on March 29 vs. Ottawa (3a).
- Posted four multi-point performances.



ACQUIRED: June 27, 2009 - Nashville's seventh choice, 102nd overall (fourth round), in the 2009 NHL Draft
PRONUNCIATION: mat-TEE-uhs EHKh-holm | **DOB:** May 24, 1990 | **BIRTHPLACE:** Borlänge, Sweden | **HOMETOWN:** Mora, Sweden

CAREER RECORD			REGULAR SEASON					PLAYOFFS				
SEASON	CLUB	LEAGUE	GP	G	A	PTS	PIM	GP	G	A	PTS	PIM
2006-07	Mora U-18	Sweden U-18	5	2	2	4	6	--	--	--	--	--
	Mora Jr.	Sweden-Jr.	36	0	4	4	28	2	0	0	0	0
2007-08	Mora U-18	Sweden U-18	9	4	5	9	12	--	--	--	--	--
	Mora Jr.	Sweden-Jr.	37	5	7	12	54	--	--	--	--	--
	Mora	Sweden-2	1	0	0	0	0	6	0	0	0	2
2008-09	Mora Jr.	Sweden-Jr.	21	3	5	8	32	--	--	--	--	--
	Mora	Sweden-2	38	2	11	13	12	3	0	0	0	4
2009-10	Mora	Sweden-2	41	1	21	22	54	2	0	0	0	6
2010-11	Brynäs	SHL	55	10	23	33	38	5	0	4	4	10
2011-12	Brynäs	SHL	41	9	8	17	55	17	1	8	9	12
	Nashville	NHL	2	0	0	0	0	--	--	--	--	--
2012-13	Milwaukee	AHL	59	10	22	32	30	4	0	1	1	0
	Nashville	NHL	1	0	0	0	0	--	--	--	--	--
2013-14	Nashville	NHL	62	1	8	9	10	--	--	--	--	--
2014-15	Nashville	NHL	80	7	11	18	52	6	1	0	1	2
2015-16	Nashville	NHL	82	8	27	35	44	14	3	4	7	4
2016-17	Nashville	NHL	82	3	20	23	34	22	1	10	11	38
2017-18	Nashville	NHL	81	10	24	34	46	13	1	7	8	12
2018-19	Nashville	NHL	80	8	36	44	47	6	0	2	2	12
2019-20	Nashville	NHL	68	8	25	33	32	4	0	1	1	0
2020-21	Nashville	NHL	48	6	17	23	14	6	0	3	3	6
2021-22	Nashville	NHL	76	6	25	31	44	4	0	2	2	0
NHL/PREDATORS TOTALS			662	57	193	250	323	75	6	29	35	74

CAREER NOTES

- Second among franchise defensemen in plus-minus (+104), fifth in goals (57) and points (250) and sixth in assists (193).
- Ranks second in franchise postseason history among blueliners in games played (75) and is third in points (35) and assists (29).
- Set multiple career highs during the 2018-19 campaign, including points (44), assists (36) and plus-minus (+27), en route to a 10th-place finish in Norris Trophy voting.
- Posted 14 points (3g-11a) during a 10-game span from Dec. 29, 2018-Jan. 15, 2019.
- Became the third blueliner in Preds history to record four consecutive team games with multiple points from Jan. 5-10, 2019.
- Recorded a +9 plus-minus rating in Nashville's 2018 first round series against Colorado, a franchise record for a single series.
- Scored a career-high 10 goals in the 2017-18 season.
- Found the back of the net in four consecutive games from Nov. 14-20, 2017, a career high and Predators record for a defenseman.
- Appeared in all 82 games in both the 2015-16 and 2016-17 seasons.



MOST GOALS BY A
PREDATORS DEFENSEMAN

No.	PLAYER	GP	G
1)	Shea Weber	763	166
2)	Roman Josi	760	140
3)	Kimmo Timonen	573	79
4)	Ryan Ellis	562	75
5)	Mattias Ekholm	662	57
6)	Ryan Suter	542	38
7)	P.K. Subban	211	35
	Marek Zidlicky	307	35
9)	Andy Delmore	144	34
10)	Dan Hamhuis	600	32

- Skated in 62 games as a rookie in 2013-14, finishing 12th among first-year blueliners in games played and minutes played (1,042:38).
- Is a two-time medalist at the World Championship with Sweden, winning gold in 2018 and earning bronze in 2014.
- Won the Swedish Hockey League's Defenseman of the Year award in 2012 and was league Rookie of the Year in 2011.
- Helped Brynäs claim the 2012 Le Mat Trophy as Swedish Hockey League champions.

57

DANTE FABBRO

POS: D | HT: 6-0 | WT: 189 | SHOT: Right



CAREER HIGHLIGHTS

MOST GOALS, GAME

1 - 11 times, last: April 24, 2022 vs. Minnesota

LONGEST GOAL STREAK

None

CAREER OVERTIME POINTS

None

MOST ASSISTS, GAME

2 - three times, last: Dec. 29, 2021 at Washington

LONGEST ASSIST STREAK

3 (3a) - March 2-8, 2022

FIRST NHL GAME

March 30, 2019 vs. Columbus

MOST POINTS, GAME

3 (1g-2a) - Dec. 7, 2021 at Detroit

LONGEST POINT STREAK

3 (3a) - March 2-8, 2022

FIRST NHL GOAL

April 6, 2019 vs. Chicago (Cam Ward)

MOST PIM, GAME

7 - Jan. 30, 2021 at Tampa Bay

CAREER HAT TRICKS

None

FIRST GAME WITH NASHVILLE

March 30, 2019 vs. Columbus

MOST SHOTS, GAME

6 - Dec. 27, 2019 vs. Pittsburgh

CAREER PENALTY SHOTS

None

FIRST GOAL WITH NASHVILLE

April 6, 2019 vs. Chicago (Cam Ward)

SINGLE-SEASON HIGHS

GAMES PLAYED

2021-22

66

GOALS

2019-20

5

ASSISTS

2021-22

21

POINTS

2021-22

24

PLUS-MINUS

2021-22

+13

SHOTS

2019-20

92

SOCIAL MEDIA



| 17Fabbro



| 17fabbro

INTERNATIONAL RECORD | CANADA

YEAR	EVENT	GP	G	A	PTS	PIM
2016	U-18 World Championship	7	0	8	8	16
2017	World Junior Championship	7	0	1	1	0
2018	World Junior Championship	7	0	0	0	0
2019	World Championship	9	1	2	3	0

2021-22 SEASON

- Established career highs in goals (3), assists (21), points (24) and plus-minus (+13).
- Third among Nashville defensemen in blocked shots with a career-high 105.
- Had three multi-point games, including a career-high three points (1g-2a) on Dec. 7 at Detroit.
- Recorded points in six of eight games from Feb. 15-March 8 (6a).
- Posted four points (4a) in five games from Oct. 21-30.



ACQUIRED: June 24, 2016 - Nashville's first choice, 17th overall (first round), in the 2016 NHL Draft
PRONUNCIATION: dahn-TAY FAB-roh | **DOB:** June 20, 1998 | **BIRTHPLACE:** Coquitlam, B.C. | **HOMETOWN:** Vancouver, B.C.

CAREER RECORD			REGULAR SEASON					PLAYOFFS				
SEASON	CLUB	LEAGUE	GP	G	A	PTS	PIM	GP	G	A	PTS	PIM
2013-14	Langley	BCHL	2	0	0	0	0	--	--	--	--	--
2014-15	Penticton	BCHL	44	4	29	33	16	21	4	11	15	10
2015-16	Penticton	BCHL	45	14	53	67	30	11	0	8	8	2
2016-17	Boston University	Hockey East	36	6	12	18	16	--	--	--	--	--
2017-18	Boston University	Hockey East	38	9	20	29	22	--	--	--	--	--
2018-19	Boston University	Hockey East	38	7	26	33	39	--	--	--	--	--
	Nashville	NHL	4	1	0	1	0	6	0	1	1	0
2019-20	Nashville	NHL	64	5	6	11	38	4	0	0	0	2
2020-21	Nashville	NHL	40	2	10	12	23	--	--	--	--	--
2021-22	Nashville	NHL	66	3	21	24	24	4	0	0	0	4
NHL/PREDATORS TOTALS			174	11	37	48	85	14	0	1	1	6

CAREER NOTES

- Averaged 19:02 of ice time in 2019-20, the fifth-most among NHL rookie defensemen (minimum 41 games played).
 - Tied for the fourth-most goals in a single season among rookie blueliners in Predators history in 2019-20.
- Named the 2015-16 BCHL Top Defenseman and a BCHL First-Team All-Star while playing for the Penticton Vees, leading all league blueliners in points (14g-53a-67pts).
 - Won gold with Canada at the 2016 Ivan Hlinka Memorial Tournament.
 - Lists the Nashville Predators as his favorite NHL team growing up.
 - Has two sisters, Gina and Sophia, who played soccer at Austin Peay State University in Clarksville, Tenn., northwest of Nashville.

MOST GP BY ROOKIE DEFENSEMAN			
No.	PLAYER	SEASON	GP
1)	Dan Hamhuis	2003-04	80
2)	Alexandre Carrier	2021-22	77
	Seth Jones	2013-14	77
4)	Ryan Suter	2005-06	71
5)	Dante Fabbro	2019-20	64
6)	Kevin Klein	2008-09	63
7)	Mattias Ekholm	2013-14	62
8)	Cody Franson	2009-10	61
9)	Karlis Skrastins	1999-00	59
10)	Roman Josi	2011-12	52

- Made his NHL debut with the Predators on March 30, 2019 vs. Columbus and went on to play in four total regular-season games in 2018-19.
- Scored his first career NHL goal on April 6, 2019 vs. Chicago to help the Predators clinch their second consecutive Central Division title.
- Dressed in all six of Nashville's playoff games vs. Dallas in 2019, notching an assist in Game 3 of the First Round.
- Played three seasons of collegiate hockey for Boston University from 2016-19, appearing in 111 games while posting 80 points (22g-58a), the most among team defensemen in that span.
- Set NCAA career highs in points (33) and assists (26) with the Terriers during his junior season in 2018-19 en route to being named a Hockey East Second Team All-Star.
- Participated in the 2018 Spengler Cup for Canada, earning a spot on the tournament's All-Star Team after notching three points (2g-1a).
- Served as an alternate captain on Canada's gold-medal winning 2018 World Junior Championship team.





SINGLE-SEASON HIGHS

GAMES PLAYED
2014-15; 2015-16;
2016-17

82

GOALS
2021-22

42

ASSISTS
2021-22

42

POINTS
2021-22

84

PLUS-MINUS
2017-18

+27

SHOTS
2015-16

247

NHL TROPHIES

CAMPBELL BOWL
2017



PRESIDENTS' TROPHY
2018



SOCIAL MEDIA

 | N/A

 | forsbergfilip

CAREER HIGHLIGHTS

MOST GOALS, GAME
4 - Nov. 30, 2021 vs. Columbus

LONGEST GOAL STREAK
6 (7g) - Nov. 2-13, 2014

CAREER OVERTIME POINTS
11 (8g-3a)

MOST ASSISTS, GAME
3 - five times, last: April 5, 2022 vs. Minnesota

LONGEST ASSIST STREAK
4 - four times, last: (5a) March 10-15, 2022

FIRST NHL GAME
April 14, 2013 vs. Detroit

MOST POINTS, GAME
5 - twice, last: (2g-3a) March 21, 2022 at Anaheim

LONGEST POINT STREAK
8 (4g-8a) - April 16-29, 2022

FIRST NHL GOAL
Oct. 8, 2013 vs. Minnesota (Josh Harding)

MOST PIM, GAME
10 - Nov. 14, 2015 vs. Winnipeg

CAREER HAT TRICKS
7 - last: (4g) Nov. 30, 2021 vs. Columbus

FIRST GAME WITH NASHVILLE
April 14, 2013 vs. Detroit

MOST SHOTS, GAME
9 - three times, last: Oct. 12, 2019 at Los Angeles

CAREER PENALTY SHOTS
2 - last: Oct. 19, 2021 vs. Los Angeles (save, Petersen)

FIRST GOAL WITH NASHVILLE
Oct. 8, 2013 vs. Minnesota (Josh Harding)

INTERNATIONAL RECORD | SWEDEN

YEAR	EVENT	GP	G	A	PTS	PIM
2011	U-18 World Championship	6	4	2	6	2
2012	U-18 World Championship	6	5	2	7	6
2012	World Junior Championship	6	0	1	1	2
2013	World Junior Championship	6	3	2	5	0
2014	World Junior Championship	7	4	8	12	2
2015	World Championship	8	8	1	9	10
2016	World Cup of Hockey	4	1	1	2	2
2018	World Championship	4	2	1	3	0

2021-22 SEASON

- Second on Nashville and tied for ninth in NHL in goals with career-high 42.
- Third on Predators and set career high in points with 84 (42g-42a).
- Established a career high in assists (42).
- Among NHL skaters who played in at least 41 games was second in goals per 60 minutes at 5-on-5 (1.67) and fifth in goals per game (0.61).
- Concluded the regular season with a career-long eight-game point streak from April 16-29 (4g-8a).
- Passed Viktor Arvidsson (34 in 2018-19) for the most goals in a single season in team history with his 35th on March 21 at Anaheim (eventually set by Matt Duchene, 43); also recorded his second career five-point game (2g-3a) that night.
- Passed David Legwand to set the franchise goals record with his 211th on March 19 vs. Toronto.
- Required the fewest individual games (46) in franchise history to reach the 30-goal mark in a season.

- Posted 17 points (8g-9a) during a seven-game point streak from March 10-21.
- Scored his 200th career NHL goal on Jan. 27 at Edmonton.
- Recorded four straight multi-point games from Jan. 22-Feb. 1.
- Scored a career-high four goals, tying the franchise record for goals in a game, and recorded his 400th career NHL point on Nov. 30 vs. Columbus.
- Skated in his 500th career NHL game on Oct. 19 vs. Los Angeles.



ACQUIRED: April 3, 2013 - Acquired from Washington for forwards Martin Erat and Michael Latta
PRONUNCIATION: FIHL-ihp FOHRZ-buhrg | **DOB:** Aug. 13, 1994 | **BIRTHPLACE:** Östervåla, Sweden | **HOMETOWN:** Leksand, Sweden

CAREER RECORD			REGULAR SEASON					PLAYOFFS				
SEASON	CLUB	LEAGUE	GP	G	A	PTS	PIM	GP	G	A	PTS	PIM
2009-10	Leksand U-18	Sweden U-18	31	21	16	37	22	4	5	3	8	0
	Leksand U-16	Sweden U-16	3	4	3	7	6	--	--	--	--	--
	Leksand Jr.	Sweden Jr.	--	--	--	--	--	5	0	0	0	0
2010-11	Leksand Jr.	Sweden Jr.	36	21	19	40	22	--	--	--	--	--
	Leksand	Sweden-2	10	1	0	1	0	6	0	1	1	0
	Leksand U-18	Sweden U-18	3	1	5	6	4	6	2	2	4	2
2011-12	Leksand	Sweden-2	43	8	9	17	33	10	2	1	3	0
	Leksand Jr.	Sweden Jr.	6	0	1	1	2	--	--	--	--	--
	Leksand U-18	Sweden U-18	1	0	2	2	4	--	--	--	--	--
2012-13	Leksand	Sweden-2	38	15	18	33	16	9	5	4	9	6
	Nashville	NHL	5	0	1	1	0	--	--	--	--	--
2013-14	Nashville	NHL	13	1	4	5	4	--	--	--	--	--
	Milwaukee	AHL	47	15	19	34	14	3	1	1	2	0
2014-15	Nashville	NHL	82	26	37	63	24	6	4	2	6	4
2015-16	Nashville	NHL	82	33	31	64	47	14	2	2	4	2
2016-17	Nashville	NHL	82	31	27	58	32	22	9	7	16	14
2017-18	Nashville	NHL	67	26	38	64	38	13	9	7	16	14
2018-19	Nashville	NHL	64	28	22	50	26	6	1	1	2	6
2019-20	Nashville	NHL	63	21	27	48	29	4	3	2	5	2
2020-21	Nashville	NHL	39	12	20	32	16	6	2	1	3	4
2021-22	Nashville	NHL	69	42	42	84	22	4	1	0	1	6
NHL/PREDATORS TOTALS			566	220	249	469	238	75	29	24	53	40

CAREER NOTES

- Has scored the most goals in Predators history (220).
- Sits tied for first in team history in game-winning goals (41) and is second in power-play goals (58); fourth in points (469); and fifth in assists (249).
- Owns multiple team postseason records, including points (53); goals (29); points in a single postseason (16 in 2017 and 2018); and goals in a single postseason (9 in 2017).
- Is one of two players in franchise history to record a 40-goal season (Matt Duchene, 2021-22).
- Holds the franchise's consecutive games played record at 283 games, which spanned parts of four seasons from 2014-17.
- Has led or shared the Nashville team lead in goals in four separate seasons.
- Six of his franchise-record seven 20-goal seasons came consecutively from 2014-15 to 2019-20; is also the only player in team history to score 25 goals in six different seasons.
- Has notched a franchise-record seven hat tricks, with an additional seventh coming during the 2015 postseason.
- Twice has been one of the NHL's monthly three stars, including February 2017 (2nd) and February 2016 (3rd).
- Posted a plus-minus rating of +27 in 2017-18, tying the franchise's single-season record.

- Rattled off a 16-game home point streak (11g-11a) to begin the 2017-18 campaign, the longest such streak by any NHL player since the start of 2015-16.
- Became the first player in Predators history to record consecutive 30-goal seasons in 2015-16 and 2016-17.
- From Feb. 21-28, 2017, became the first player in franchise history and first NHL player since 2001 to score at least 10 goals in a five-game span.
- Was named to the 2015 NHL All-Rookie Team and finished fourth in Calder Trophy voting after posting 63 points (26g-37a).
- Earned three medals - one gold (2012) and two silvers (2013 and 2014) - in three appearances at the World Junior Championship for Sweden; also won a gold medal with Sweden at the 2018 World Championship, where he scored the game-deciding goal in the shootout.



DID YOU KNOW?

Filip Forsberg's 219 goals since his first full NHL season in 2014-15 are the most by a Swedish-born player in that time span; his 463 points (219g-244a) are the second-most.

8

CODY GLASS

POS: C | HT: 6-3 | WT: 206 | SHOT: Right



CAREER HIGHLIGHTS

MOST GOALS, GAME

1 - nine times, last: March 17, 2021 vs. San Jose

LONGEST GOAL STREAK

None

CAREER OVERTIME POINTS

None

MOST ASSISTS, GAME

2 - Feb. 9, 2021 vs. Anaheim

LONGEST ASSIST STREAK

2 - twice, last: (3a) Feb. 7-9, 2021

FIRST NHL GAME

Oct. 2, 2019 vs. San Jose

MOST POINTS, GAME

2 - twice, last: (2a) Feb. 9, 2021 vs. Anaheim

LONGEST POINT STREAK

3 - twice, last: (1g-3a) Feb. 5-9, 2021

FIRST NHL GOAL

Oct. 2, 2019 vs. San Jose (Martin Jones)

MOST PIM, GAME

2 - seven times, last: April 3, 2021 vs. Minnesota

CAREER HAT TRICKS

None

FIRST GAME WITH NASHVILLE

Oct. 14, 2021 vs. Seattle

MOST SHOTS, GAME

5 - Oct. 15, 2019 vs. Nashville

CAREER PENALTY SHOTS

None

FIRST GOAL WITH NASHVILLE

None

SINGLE-SEASON HIGHS

GAMES PLAYED
2019-20 **39**GOALS
2019-20 **5**ASSISTS
2019-20 **7**POINTS
2019-20 **12**PLUS-MINUS
2020-21 **+6**SHOTS
2019-20 **51**

SOCIAL MEDIA

| N/A

| codyglass8

INTERNATIONAL RECORD | CANADA

YEAR	EVENT	GP	G	A	PTS	PIM
2017	U-18 World Championship	3	2	1	3	0
2019	World Junior Championship	5	2	4	6	2

2021-22 SEASON

- Played in eight games for Nashville during the regular season, including his team debut on Oct. 14 vs. Seattle.
- Skated in Games 3-4 of Nashville's first-round playoff series against Colorado.
- Spent the majority of the season with Milwaukee (AHL), where he was fifth in the AHL in assists (48) and tied for 15th in points (62).
- Led Milwaukee in points and assists.
- His 62 points were the most by an Admirals skater since 2008-09; his 48 assists were the most since that same season.
- Had 12 points (4g-8a) during an individual eight-game point streak from April 1-24.
- Began the AHL campaign with 21 points (5g-19a) in his first 22 games.
- Recorded his first point with the Predators on April 16 vs. Chicago (1a).



ACQUIRED: July 17, 2021 - Acquired from Vegas for forward Nolan Patrick
PRONUNCIATION: KOH-dee GLAS | **DOB:** April 1, 1999 | **BIRTHPLACE:** Winnipeg, Man. | **HOMETOWN:** Winnipeg, Man.

CAREER RECORD			REGULAR SEASON					PLAYOFFS				
SEASON	CLUB	LEAGUE	GP	G	A	PTS	PIM	GP	G	A	PTS	PIM
2014-15	Winnipeg Thrashers U-18	MMHL	40	23	32	55	26	8	2	2	4	6
	Portland	WHL	3	0	0	0	0	--	--	--	--	--
2015-16	Portland	WHL	65	10	17	27	20	4	1	2	3	0
2016-17	Portland	WHL	69	32	62	94	36	11	4	5	9	10
2017-18	Portland	WHL	64	37	65	102	26	12	4	9	13	2
2018-19	Portland	WHL	38	15	54	69	18	1	1	0	1	0
	Chicago	AHL	6	3	2	5	2	22	7	8	15	6
2019-20	Vegas	NHL	39	5	7	12	6	--	--	--	--	--
	Chicago	AHL	2	1	1	2	0	--	--	--	--	--
2020-21	Vegas	NHL	27	4	6	10	8	1	0	0	0	0
	Henderson	AHL	14	4	6	10	24	2	0	3	3	0
2021-22	Nashville	NHL	8	0	1	1	0	2	0	0	0	0
	Milwaukee	AHL	66	14	48	62	20	7	1	5	6	2
NHL TOTALS			74	9	14	23	14	3	0	0	0	0
PREDATORS TOTALS			8	0	1	1	0	2	0	0	0	0

CAREER NOTES

- Originally drafted in the first round (sixth overall) by Vegas in the 2017 NHL Draft.
- Was the first-ever draft pick in Golden Knights history.
- Posted 12 points (5g-7a) in his rookie season with Vegas in 2019-20.
- Recorded six points (2g-4a) in his first nine career NHL games from Oct. 2-19, 2019.
- Scored his first career NHL goal in his League debut on Oct. 2, 2019 vs. San Jose; at 20 years, 184 days, became the youngest player to score a goal in Golden Knights history.
- Owns 79 points (22g-57a) in 88 career AHL games with Milwaukee, Henderson and Chicago.
- Has skated in 31 Calder Cup Playoff games for Milwaukee and Chicago; posted 15 points (7g-8a) for the Wolves during the 2019 postseason.
- Represented his native Canada at the 2019 World Junior Championship (2g-4a in five games) and the 2017 U-18 World Championship (2g-1a in three games).
- Spent four seasons with the WHL's Portland Winterhawks, captaining the team during his final junior season in 2018-19.
- Named to the WHL's Western Conference First All-Star Team in three consecutive seasons from 2016-19.
- Earned the WHL's Brad Hornung Trophy, awarded to the most sportsmanlike player, in 2018.
- Skated in the 2017 CHL/NHL Top Prospects Game.
- Tied for sixth in the WHL in scoring during the 2017-18 campaign with 102 points (37g-65a), a career high.



DID YOU KNOW?

Cody Glass became just the 10th player in Milwaukee's AHL history to record at least 62 points in a season when he did so in 2021-22 (14g-48a).



64

MIKAEL GRANLUND

POS: C | HT: 5-10 | WT: 185 | SHOT: Left



CAREER HIGHLIGHTS

MOST GOALS, GAME

3 - twice, last: Dec. 29, 2017 vs. Nashville

LONGEST GOAL STREAK

4 (5g) - Feb. 18-28, 2017

CAREER OVERTIME POINTS

11 (4g-7a)

MOST ASSISTS, GAME

4 - twice, last: Nov. 30, 2021 vs. Columbus

LONGEST ASSIST STREAK

6 (7a) - Jan. 12-21, 2017

FIRST NHL GAME

Jan. 19, 2013 vs. Colorado

MOST POINTS, GAME

4 - twice, last: (4a) Nov. 30, 2021 vs. Columbus

LONGEST POINT STREAK

12 (5g-12a) - Jan. 12-Feb. 4, 2017

FIRST NHL GOAL

Jan. 19, 2013 vs. Colorado (Semyon Varlamov)

MOST PIM, GAME

7 - Dec. 10, 2021 at New Jersey

CAREER HAT TRICKS

2 - last: Dec. 29, 2017 vs. Nashville

FIRST GAME WITH NASHVILLE

March 1, 2019 at Winnipeg

MOST SHOTS, GAME

8 - Feb. 25, 2018 vs. San Jose

CAREER PENALTY SHOTS

1 - Feb. 7, 2017 at Winnipeg (no goal; Connor Hellebuyck)

FIRST GOAL WITH NASHVILLE

March 9, 2019 vs. Carolina (Petr Mrazek)

SINGLE-SEASON HIGHS

GAMES PLAYED
2015-16 **82**GOALS
2016-17 **26**ASSISTS
2021-22 **53**POINTS
2016-17 **69**PLUS-MINUS
2016-17 **+23**SHOTS
2017-18 **193**

SOCIAL MEDIA

| N/A

| N/A

INTERNATIONAL RECORD | FINLAND

YEAR	EVENT	GP	G	A	PTS	PIM	YEAR	EVENT	GP	G	A	PTS	PIM
2009	U-18 WC	6	2	11	13	0	2009	WJC	6	2	1	3	0
2010	U-18 WC	6	4	9	13	4	2010	WJC	6	1	6	7	4
2011	WC	9	2	7	9	2	2012	WJC	7	2	9	11	0
2012	WC	10	1	4	5	0	2013	WC	4	1	2	3	0
2014	Olympics	6	3	4	7	4	2016	WC	10	4	8	12	2
2016	World Cup	3	0	0	0	0	2018	WC	8	2	7	9	2
2022	WC	9	5	6	11	2							

2021-22 SEASON

- Served as an alternate captain for Nashville.
- Set a career high in assists with 53, the third-most by a player in a season in Predators history.
- Second on Nashville in assists and fourth in points (64).
- Recorded his third career season with at least 60 points.
- Also set career highs in hits (92) and average TOI (20:25).
- Became the third player in franchise history to post multiple assists in three straight games from April 24-29 (8a).
- Recorded 13 multi-point games, including two four-point efforts.
- Became the first player in Predators history to record multiple four-assist games on Nov. 11 at St. Louis and Nov. 30 at Columbus.
- Recorded his 300th career NHL assist on April 16 vs. Chicago.
- Recorded his 400th career NHL point on Nov. 27 at Colorado.
- Skated in his 600th career NHL game on Nov. 2 at Calgary.



ACQUIRED: Feb. 25, 2019 - Acquired from Minnesota for forward Kevin Fiala
PRONUNCIATION: mih-KIGH-ehl GRAN-lund | DOB: Feb. 26, 1992 | BIRTHPLACE: Oulu, Finland | HOMETOWN: Oulu, Finland

CAREER RECORD			REGULAR SEASON					PLAYOFFS				
SEASON	CLUB	LEAGUE	GP	G	A	PTS	PIM	GP	G	A	PTS	PIM
2008-09	Kärpät U-18	Finland U-18	--	--	--	--	--	3	2	4	6	2
	Kärpät U-20	Finland-Jr.	35	21	36	57	45	3	1	8	9	0
	Kärpät	Finland	2	0	0	0	0	--	--	--	--	--
	Suomi U-20	Finland-2	6	4	3	7	10	--	--	--	--	--
2009-10	HIFK	Finland	43	13	27	40	2	6	1	5	6	0
	Suomi U-20	Finland-2	1	0	0	0	0	--	--	--	--	--
2010-11	HIFK	Finland	39	8	28	36	14	15	5	11	16	4
2011-12	HIFK	Finland	45	20	31	51	18	4	0	2	2	0
2012-13	Minnesota	NHL	27	2	6	8	6	--	--	--	--	-
	Houston	AHL	29	10	18	28	8	5	1	1	2	4
2013-14	Minnesota	NHL	63	8	33	41	22	13	4	3	7	2
2014-15	Minnesota	NHL	68	8	31	39	20	10	2	4	6	0
2015-16	Minnesota	NHL	82	13	31	44	20	6	1	2	3	0
2016-17	Minnesota	NHL	81	26	43	69	12	5	0	2	2	2
2017-18	Minnesota	NHL	77	21	46	67	18	5	1	2	3	0
2018-19	Minnesota	NHL	63	15	34	49	20	--	--	--	--	--
	Nashville	NHL	16	1	4	5	4	6	1	1	2	2
2019-20	Nashville	NHL	63	17	13	30	28	4	0	1	1	2
2020-21	Nashville	NHL	51	13	14	27	14	6	2	3	5	2
2021-22	Nashville	NHL	80	11	53	64	33	4	0	3	3	0
NHL TOTALS			671	135	308	443	197	59	11	21	32	10
PREDATORS TOTALS			210	42	84	126	79	20	3	8	11	6

CAREER NOTES

- Originally drafted in the first round (ninth overall) by Minnesota in the 2010 NHL Draft.
- Since making his NHL debut, has recorded 443 points (135g-308a), the second-most among Finnish-born skaters in that time span and the eighth-most among skaters from his draft class.
- Has hit the 40-point mark in six of his 10 NHL seasons.
- A finalist for the 2017 Lady Byng Award, given to the player who exhibits the best sportsmanship and gentlemanly conduct.
- His 19:53 average TOI since John Hynes was named Predators head coach on Jan. 7, 2020 is the most among team forwards in that time span; his 107 points (35g-72a) are the fourth-most among all Preds skaters.
- Is one of seven players in Predators history to tally a four-assist game and is one of two (Roman Josi) to do so at least twice.
- Became the fourth player in NHL history to score a game-tying goal in the final 10 seconds of regulation and the overtime winner (regular season and playoffs) on Feb. 27, 2020 vs. Calgary.
- Tallied a career-best 12-game point streak from Jan. 12-Feb. 4, 2017 in which he tallied five goals and 12 assists; the point streak also stood as a Wild franchise record.
- Scored two seconds (19:46) after the Blue Jackets' Nick Foligno did (19:44) as Minnesota and Columbus combined to tie the NHL record for fastest two goals in League history on Jan. 5, 2016.
- Has represented his native Finland multiple times in international competition, winning Gold in the 2022 and 2011 World Championships; also earned a silver medal at the 2016 World Championship and bronze at the 2009 and 2010 U-18 World Championships and 2014 Olympics.
- Named to the 2014 Olympic All-Star Team after recording seven points (3g-4a) in six games.
- Captained Finland at the 2012 World Junior Championship.
- Led HIFK to the 2011 Finnish Liiga championship, earning the Finnish Player of the Year award.



DID YOU KNOW?

Mikael Granlund has the rare distinction of being honored with a postage stamp in his home country. After scoring a lacrosse-style goal against Russia at the 2011 IIHF World Championship, his native Finland plastered a picture of his tally on a stamp, which quickly sold out.

84

TANNER JEANNOT

POS: RW | HT: 6-2 | WT: 208 | SHOT: Left



CAREER HIGHLIGHTS

MOST GOALS, GAME

2 - three times, last: Feb. 22, 2022 at Florida

LONGEST GOAL STREAK

3 (3g) - March 15-19, 2022

CAREER OVERTIME POINTS

2 (1g-1a)

MOST ASSISTS, GAME

2 - twice, last: March 27, 2022 vs. Philadelphia

LONGEST ASSIST STREAK

2 - twice, last: (3a) Dec. 9-10, 2021

FIRST NHL GAME

March 2, 2021 vs. Carolina

MOST POINTS, GAME

3 (1g-2a) - March 27, 2022 vs. Philadelphia

LONGEST POINT STREAK

3 - three times, last: (3a) March 15-19, 2022

FIRST NHL GOAL

April 13, 2021 vs. Tampa Bay (Curtis McElhinney)

MOST PIM, GAME

12 - Jan. 8, 2022 at Arizona

CAREER HAT TRICKS

None

FIRST GAME WITH NASHVILLE

March 2, 2021 vs. Carolina

MOST SHOTS, GAME

4 - eight times, last: April 10, 2022 at Pittsburgh

CAREER PENALTY SHOTS

None

FIRST GOAL WITH NASHVILLE

April 13, 2021 vs. Tampa Bay (Curtis McElhinney)

SINGLE-SEASON HIGHS

GAMES PLAYED

2021-22

81

GOALS

2021-22

24

ASSISTS

2021-22

17

POINTS

2021-22

41

PLUS-MINUS

2020-21

+6

SHOTS

2021-22

124

SOCIAL MEDIA



Tanner_Jeannot



tanner_j10

2021-22 SEASON

- Finished seventh in Calder Trophy voting after leading NHL rookies in goals with 24.
- Eighth among NHL rookies in points with 41 (24g-17a).
- His 24 goals and 41 points were both the second-most in a season by a Predators rookie in team history.
- Averaged 2:32 of shorthanded ice time, the most among NHL rookie forwards.
- Finished second among all NHL skaters in hits with 318, a franchise record.
- Became the second NHL rookie since 2008-09 to have at least 300 hits in a season.
- Was one of two NHL players (Brady Tkachuk) to have at least 20 goals and 250 hits.
- Led all NHL players in fighting majors (14).
- Tallied seven multi-point games, including his first career three-point performance on March 27 vs. Philadelphia (1g-2a); recorded his first career "Gordie Howe Hat Trick" that same game.
- Scored Nashville's first shorthanded goal of the season on Feb. 22 at Florida.
- Scored his first career overtime goal on Dec. 17 at Chicago.



ACQUIRED: April 2, 2018 - Signed as a free agent
PRONUNCIATION: TAN-uh-r jan-OH | DOB: May 29, 1997 | BIRTHPLACE: Estevan, Sask. | HOMETOWN: Oxbow, Sask.

CAREER RECORD			REGULAR SEASON					PLAYOFFS				
SEASON	CLUB	LEAGUE	GP	G	A	PTS	PIM	GP	G	A	PTS	PIM
2013-14	Yorkton	SMAAHL	44	15	21	36	52	3	1	1	2	2
	Kindersley	SJHL	--	--	--	--	--	2	0	0	0	0
2014-15	Moose Jaw	WHL	52	1	4	5	8	--	--	--	--	--
2015-16	Moose Jaw	WHL	72	17	16	33	65	10	6	9	15	11
2016-17	Moose Jaw	WHL	71	19	33	52	84	7	0	1	1	8
2017-18	Moose Jaw	WHL	72	40	40	80	83	13	3	5	8	12
2018-19	Milwaukee	AHL	37	7	4	11	39	3	0	0	0	0
2019-20	Milwaukee	AHL	57	5	15	20	87	--	--	--	--	--
	Florida	ECHL	3	4	1	5	6	--	--	--	--	--
2020-21	Nashville	NHL	15	5	2	7	2	5	0	1	1	2
	Chicago	AHL	13	10	11	21	33	--	--	--	--	--
	Florida	ECHL	5	3	3	6	6	--	--	--	--	--
2020-21	Nashville	NHL	81	24	17	41	130	4	0	1	1	0
NHL/PREDATORS TOTALS			96	29	19	48	132	9	0	2	2	2

CAREER NOTES

- Before joining the Predators in the second half of the 2020-21 season, played parts of three campaigns in the AHL with Milwaukee and Chicago.
 - Was one of three players to appear in the NHL, AHL and ECHL during the 2020-21 season.
 - His five goals and seven points were the fourth-most and tied for the seventh-most, respectively, in Predators history by a skater in his first 15 career NHL games.
 - Posted 20 points (5g-15a) in 57 games with the Admirals in 2019-20, his second professional season.
 - Recorded 11 points (7g-4a) in 37 games for Milwaukee as a rookie in 2018-19.
 - Appeared in eight career games for Florida (ECHL), tallying 11 points (7g-4a).
 - Tallied a career-high 80 points (40g-40a) with the WHL's Moose Jaw Warriors in 2017-18, his final junior season.
- Served as an alternate captain for Moose Jaw in 2017-18.
 - Posted a 28-point improvement from 2016-17, where he had 52 points (19g-33a) in 71 games with Moose Jaw.
 - Amassed 170 points (77g-93a) in 267 career WHL games and added 24 points (9g-15a) in 30 postseason contests.



DID YOU KNOW?

Tanner Jeannot became the first player in Predators history to lead all NHL rookies in goals in a single season when he did so in 2021-22 (24).



92

RYAN JOHANSEN

POS: C | HT: 6-3 | WT: 218 | SHOT: Right



CAREER HIGHLIGHTS

MOST GOALS, GAME

3 - April 5, 2022 vs. Minnesota

LONGEST GOAL STREAK

5 (6g) - Dec. 31, 2014-Jan. 9, 2015

CAREER OVERTIME POINTS

10 (4g-6a)

MOST ASSISTS, GAME

4 - Nov. 14, 2014 at Philadelphia

LONGEST ASSIST STREAK

6 - twice, last: (8a) Nov. 20-30, 2021

FIRST NHL GAME

Oct. 7, 2011 vs. Nashville

MOST POINTS, GAME

4 (4a) - Nov. 14, 2014 at Philadelphia

LONGEST POINT STREAK

13 (8g-8a) - Dec. 18, 2014-Jan. 17, 2015

FIRST NHL GOAL

Oct. 25, 2011 vs. Detroit (Ty Conklin)

MOST PIM, GAME

15 - twice, last: Dec. 3, 2019 vs. Tampa Bay

CAREER HAT TRICKS

1 - April 5, 2022 vs. Minnesota

FIRST GAME WITH NASHVILLE

Jan. 8, 2016 at Colorado

MOST SHOTS, GAME

8 - April 8, 2014 vs. Phoenix

CAREER PENALTY SHOTS

None

FIRST GOAL WITH NASHVILLE

Jan. 8, 2016 at Colorado (Semyon Varlamov)

SINGLE-SEASON HIGHS

GAMES PLAYED

2013-14, 2014-15
2016-17

82

GOALS

2013-14

33

ASSISTS

2018-19

50

POINTS

2014-15

71

PLUS-MINUS

2017-18

+13

SHOTS

2013-14

237

NHL TROPHIES

CAMPBELL BOWL

2017



PRESIDENTS' TROPHY

2018



SOCIAL MEDIA



RyanJohansen19



ryanjohansen92

INTERNATIONAL RECORD | CANADA

YEAR	EVENT	GP	G	A	PTS	PIM
2011	World Junior Championship	7	3	6	9	4

2021-22 SEASON

- Third on Nashville in goals (26) and fifth in points (63).
- His 26 goals were his most since 2014-15 (26); his 63 points were his most since 2018-19 (64).
- Scored a career-high 11 power-play goals; added 13 power-play assists.
- Concluded the regular season with 14 points (9g-5a) in his final 15 games.
- Recorded his first career NHL hat trick on April 5 at Minnesota.
- Tallied 15 multi-point games, including three with at least three points.
- Posted a season-long six-game point streak from Nov. 20-30 (1g-8a).
- Recorded 15 points (3g-12a) in 10 games from Nov. 20-Dec. 9.



ACQUIRED: Jan. 6, 2016 - Acquired from Columbus for defenseman Seth Jones
PRONUNCIATION: RIGH-uhn joh-HAN-suhn | **DOB:** July 31, 1992 | **BIRTHPLACE:** Vancouver, B.C. | **HOMETOWN:** Vancouver, B.C.

CAREER RECORD			REGULAR SEASON					PLAYOFFS				
SEASON	CLUB	LEAGUE	GP	G	A	PTS	PIM	GP	G	A	PTS	PIM
2008-09	Penticton	BCHL	47	5	12	17	21	10	4	3	7	2
2009-10	Portland	WHL	71	25	44	69	53	13	6	12	18	18
2010-11	Portland	WHL	63	40	52	92	64	21	13	15	28	6
2011-12	Columbus	NHL	67	9	12	21	24	--	--	--	--	--
2012-13	Columbus	NHL	40	5	7	12	12	--	--	--	--	--
	Springfield	AHL	40	17	16	33	20	5	0	1	1	2
2013-14	Columbus	NHL	82	33	30	63	43	6	2	4	6	4
2014-15	Columbus	NHL	82	26	45	71	40	--	--	--	--	--
2015-16	Columbus	NHL	38	6	20	26	25	--	--	--	--	--
	Nashville	NHL	42	8	26	34	36	14	4	4	8	16
2016-17	Nashville	NHL	82	14	47	61	60	14	3	10	13	12
2017-18	Nashville	NHL	79	15	39	54	78	13	5	9	14	2
2018-19	Nashville	NHL	80	14	50	64	42	6	1	1	2	2
2019-20	Nashville	NHL	68	14	22	36	45	4	1	4	5	2
2020-21	Nashville	NHL	48	7	15	22	22	6	3	1	4	14
2021-22	Nashville	NHL	79	26	37	63	53	4	0	2	2	2
NHL TOTALS			787	177	350	527	480	67	19	35	54	54
PREDATORS TOTALS			478	98	236	334	336	61	17	31	48	50

CAREER NOTES

- Originally drafted by Columbus in the first round (fourth overall) of the 2010 NHL Draft; his 527 career points are the fourth-most among skaters in his draft class.
- His 334 points (98g-236a) with Nashville are the second-most in franchise history by a center and the sixth-most among all skaters.
- Owns a share of the most assists (31) and has the second-most points (48) and goals (17) in franchise postseason history.
- Set a career high in assists with 50 in 2018-19, breaking the then-franchise record for assists by a center in a season and becoming the second player in team history to record at least 50 assists in a season, joining Paul Kariya.
- Led the Predators in points with 64 (14g-50a) in 2018-19.
- Tallied 14 points (5g-9a) during the 2018 Stanley Cup Playoffs, the second-most on the Preds and tied for the third-most in a single postseason in team history.
- His nine points (3g-6a) in Nashville's 2018 Second Round series vs. Winnipeg were the second-most in a single series in team history.
- Tied for the Predators lead in points with 61 (14g-47a) in 2016-17; led the team in power-play points (23) and multi-point games (18).
- Recorded 13 points (3g-10a) in 14 Stanley Cup Playoff games in 2017 before suffering a season-ending injury during the Western Conference Final.
- Named 2015 All-Star Game MVP at his home rink of Nationwide Arena in Columbus as a member of the Blue Jackets.

- Posted a career-best 13-game point streak from Dec. 18, 2014-Jan. 17, 2015, in which he had 16 points (8g-8a).
- Amassed 161 points (65g-96a) in 134 WHL games for the Portland Winterhawks from 2009-11.
- Named a 2011 WHL Western Conference First-Team All-Star after helping Portland reach the league final.
- Earned a silver medal with Canada at the 2011 World Junior Championship, posting nine points (3g-6a) en route to a spot on the tournament's all-star team.
- Competed in the 2010 CHL Top Prospects Game.



MOST POINTS BY A CENTER, TEAM HISTORY

No.	PLAYER	GP	PTS
1)	David Legwand	956	566
2)	Ryan Johansen	478	334
3)	Mike Fisher	429	241
4)	Greg Johnson	502	238
5)	Jason Arnott	275	229
6)	Cliff Ronning	301	226
7)	Calle Jarnkrok	508	211
8)	Mike Ribeiro	209	137
9)	Colton Sissons	455	135
10)	Mikael Granlund	210	126

59

ROMAN JOSI

POS: D | HT: 6-1 | WT: 201 | SHOT: Left



CAREER HIGHLIGHTS

MOST GOALS, GAME

2 - 16 times, last: March 13, 2022 at Minnesota

LONGEST GOAL STREAK

5 (6a) - Dec. 16-23, 2019

CAREER OVERTIME POINTS

18 (6g-12a)

MOST ASSISTS, GAME

5 - Feb. 27, 2018 at Winnipeg

LONGEST ASSIST STREAK

10 (18a) - March 10-27, 2022

FIRST NHL GAME

Nov. 26, 2011 at Detroit

MOST POINTS, GAME

5 (5a) - Feb. 27, 2018 at Winnipeg

LONGEST POINT STREAK

13 (4g-24a) - March 2-27, 2022

FIRST NHL GOAL

Dec. 10, 2011 vs. Anaheim (Dan Ellis)

MOST PIM, GAME

10 - Feb. 26, 2019 at St. Louis

CAREER HAT TRICKS

None

FIRST GAME WITH NASHVILLE

Nov. 26, 2011 at Detroit

MOST SHOTS, GAME

10 - twice, last: April 12, 2022 vs. San Jose

CAREER PENALTY SHOTS

None

FIRST GOAL WITH NASHVILLE

Dec. 10, 2011 vs. Anaheim (Dan Ellis)

SINGLE-SEASON HIGHS

GAMES PLAYED
2018-19 **82**GOALS
2021-22 **23**ASSISTS
2021-22 **73**POINTS
2021-22 **96**PLUS-MINUS
2017-18 **+24**

NHL TROPHIES

CAMPBELL BOWL
2017PRESIDENTS' TROPHY
2018NORRIS TROPHY
2020

SOCIAL MEDIA

Twitter | N/A

Instagram | rjosi90

INTERNATIONAL RECORD | SWITZERLAND

YEAR	EVENT	GP	G	A	PTS	PIM	YEAR	EVENT	GP	G	A	PTS	PIM
2007	U-18 WC	6	1	1	2	2	2012	WC	3	0	1	1	0
2007	WJC	6	0	0	0	0	2013	WC	10	4	5	9	4
2008	U-18 WC	6	1	4	5	4	2014	Olympics	4	0	0	0	0
2008	WJC	6	0	1	1	4	2014	WC	7	1	6	7	2
2009	D-I WJC	5	3	2	5	6	2015	WC	8	2	2	4	2
2009	WJC	6	0	0	0	2	2016	World Cup	6	0	0	0	2
2010	WJC	4	1	2	3	0	2018	WC	5	0	3	3	4
2010	WC	7	1	2	3	0	2019	WC	8	1	5	6	10



ACQUIRED: June 21, 2008 - Nashville's third choice, 38th overall (second round), in the 2008 NHL Draft
PRONUNCIATION: ROH-man YO-see | **DOB:** June 1, 1990 | **BIRTHPLACE:** Bern, Switzerland | **HOMETOWN:** Bern, Switzerland

2021-22 SEASON

- Finished second and earned the most first-place votes in Norris Trophy voting.
- Named a finalist for the Ted Lindsay Award.
- Selected to the NHL's First All-Star Team.
- Established career highs in goals (23), assists (73), points (96), power-play goals (11) and power-play points (37).
- Set the franchise record for points and assists in a season.
- Led all NHL defensemen and was tied for 11th among all skaters in points; also was second among NHL blueliners in goals and fifth among all NHL skaters in assists.
- Became the eighth defenseman in NHL history to record at least 96 points in a season and the first since Phil Housley in 1992-93.
- His 73 assists were tied for the 16th-most by a blueliner in a season in NHL history.
- Was the eighth defenseman in NHL history to post at least 73 assists in a season and the first since Sergei Zubov in 1993-94.
- Tallied four four-point games, the first NHL defenseman to do so since 1992-93.
- Led all NHL blueliners in three-point games with 12, the most in a single season by a defenseman since Paul Coffey in 1993-94.
- First among players in his position in multi-point games (26), the most in a season in Predators history.
- Had the same number of multi-point games as he did games without a point.
- Scored or assisted on 36.6 percent of Nashville's goals, the third-highest mark by a defenseman in NHL history and the highest since Bobby Orr in 1974-75.
- Recorded 13.2 percent of his team's points, the fifth-highest total by a defenseman since 1938-39.
- Was the only NHL defenseman to lead his team in points.
- Scored 11 power-play goals, the most by an NHL blueliner since 2016-17.
- Recorded a career-best 13-game point streak from March 2-27 (4g-24a); in doing so, he became the only active defenseman and the first since Nicklas Lidstrom to post two separate point streaks of at least 10 games during his career.
- Named the NHL's First Star of the Month for March.
- Led the NHL with 32 points (4g-28a) during March, becoming the first defenseman to outright lead the NHL in scoring during a month since Coffey in February 1990.
- Had four straight games with at least three points from March 13-19 (2g-11a); Bobby Orr (6 GP in 1970-71) is the only other blueliner in NHL history to accomplish the feat.
- Was the sixth defenseman in NHL history to reach 75 points through the first 60 games of a season.
- Tallied his 400th career NHL assist on April 26 vs. Calgary.
- Recorded a +6 rating, a franchise record, on March 5 at San Jose.
- Recorded his 500th career NHL point on March 2 at Seattle.
- Set the franchise record for most assists (357) on Jan. 20 vs. Winnipeg.
- Had two points (1g-1a) in his 700th career NHL game on Nov. 26 vs. New Jersey.
- Represented Nashville in the 2022 NHL All-Star Game, the fourth of his career.



59

ROMAN JOSI

POS: D | HT: 6-1 | WT: 201 | SHOT: Left

- CAREER NOTES
- Among defensemen in Predators history is first in points (542), assists (402) and average TOI (24:52); second in goals (140) and games played (760); and third in plus-minus (+68).
 - Ranks in the Top 10 among all skaters in team history in multiple categories, including assists (first); points (second); games played (third); plus-minus (third); power-play goals (third); and goals (sixth).
 - Established the Predators franchise record for points (96) and assists (73) by a defenseman in a season in 2021-22; also scored a career-high 23 goals.
 - Twice named to the NHL's First All-Star Team (2019-20 and 2021-22).
 - Finished in the Top 10 of Hart Trophy voting twice (sixth in 2021-22; seventh in 2019-20).
 - Is a four-time NHL All-Star (2016, 2019, 2020 and 2022).
 - Owns the most points by a Swiss-born player in NHL history.
 - His 130 goals and 508 points (130g-378a) since the 2013-14 season are the second- and third-most, respectively, among NHL defensemen in that time span.
 - Tied the franchise record for assists and points in a game with five on Feb. 27, 2018 at Winnipeg.
 - Led team defensemen and was second among all Nashville skaters in points with 14 (6g-8a) in 22 games during the team's run to the 2017 Stanley Cup Final.
 - Finished fifth in Norris Trophy voting in both 2014-15 and 2015-16.



- Has appeared in 85 career Stanley Cup Playoff games, the most among all skaters in team history.
 - Sits tied for first in team postseason history in assists (31); third in points (42); and eighth in goals (11).
 - Named the eighth captain in Predators history on Sept. 19, 2017.
 - In 2020, became the first player in Predators history to win the Norris Trophy and the second player to win a performance-based NHL award (Pekka Rinne, 2018 Vezina Trophy); also became the first Swiss-born player to win a major NHL award.



MOST POINTS BY NHL DEFENSEMEN SINCE 2013-14			
No.	PLAYER	GP	PTS
1)	Brent Burns	687	537
2)	Victor Hedman	640	514
3)	Roman Josi	660	508
4)	Erik Karlsson	605	497
5)	John Carlson	653	496
6)	Kris Letang	556	441
7)	Tyson Barrie	641	422
8)	Torey Krug	635	410
9)	Keith Yandle	696	402
10)	Alex Pietrangelo	655	396

- Spent one season playing for the AHL's Milwaukee Admirals in 2010-11, posting 40 points (6g-34a) in 69 games.
 - Has appeared in 16 international competitions for his native Switzerland, earning three silver medals - 2013 World Championship, 2016 World Cup of Hockey (as part of Team Europe) and 2018 World Championship.
 - Named the 2013 World Championship MVP and best defenseman after recording the most points (9) and goals (4) by a blueliner in the tournament.
 - Before playing in North America helped SC Bern win the Swiss league regular season and playoff titles in 2009-10.

ACQUIRED: June 21, 2008 - Nashville's third choice, 38th overall (second round), in the 2008 NHL Draft
PRONUNCIATION: ROH-man YO-see | **DOB:** June 1, 1990 | **BIRTHPLACE:** Bern, Switzerland | **HOMETOWN:** Bern, Switzerland

CAREER RECORD			REGULAR SEASON					PLAYOFFS				
SEASON	CLUB	LEAGUE	GP	G	A	PTS	PIM	GP	G	A	PTS	PIM
2006-07	Bern Jr.	Swiss-Jr.	33	14	16	30	28	14	1	3	4	2
	Switzerland U-20	Swiss-2	5	1	1	2	2	--	--	--	--	--
	Bern	Swiss	3	0	1	1	0	--	--	--	--	--
2007-08	Bern	Swiss	35	2	6	8	10	6	0	0	0	0
	Neuchâtel	Swiss-2	3	2	0	2	4	--	--	--	--	--
	Switzerland U-20	Swiss-2	2	0	1	1	0	--	--	--	--	--
2008-09	Bern	Swiss	42	7	17	24	16	6	0	0	0	2
2009-10	Bern	Swiss	26	9	12	21	12	15	6	7	13	8
2010-11	Milwaukee	AHL	69	6	34	40	22	13	1	6	7	8
2011-12	Nashville	NHL	52	5	11	16	14	10	0	0	0	10
	Milwaukee	AHL	5	1	3	4	0	--	--	--	--	--
2012-13	Nashville	NHL	48	5	13	18	8	--	--	--	--	--
	Bern	Swiss	26	6	11	17	14	--	--	--	--	--
2013-14	Nashville	NHL	72	13	27	40	18	--	--	--	--	--
2014-15	Nashville	NHL	81	15	40	55	26	6	1	0	1	0
2015-16	Nashville	NHL	81	14	47	61	43	14	1	8	9	12
2016-17	Nashville	NHL	72	12	37	49	18	22	6	8	14	12
2017-18	Nashville	NHL	75	14	39	53	24	13	0	4	4	2
2018-19	Nashville	NHL	82	15	41	56	42	6	2	2	4	4
2019-20	Nashville	NHL	69	16	49	65	41	4	0	4	4	4
2020-21	Nashville	NHL	48	8	25	33	20	6	0	4	4	2
2021-22	Nashville	NHL	80	23	73	96	46	4	1	1	2	0
NHL/PREDATORS TOTALS			760	140	402	542	300	85	11	31	42	46



32

KEVIN LANKINEN

POS: G | HT: 6-2 | WT: 185 | CATCH: Left



CAREER HIGHLIGHTS

MOST SAVES, GAME

44 - Feb. 28, 2021 vs. Detroit

FIRST NHL GAME

Jan. 19, 2021 at Florida

FIRST GAME WITH NASHVILLE

None

MOST SHOTS AGAINST, GAME

46 - Feb. 28, 2021 vs. Detroit

FIRST NHL WIN

Jan. 22, 2021 vs. Detroit

FIRST WIN WITH NASHVILLE

None

LONGEST WIN STREAK

2 - seven times, last: April 25-27, 2022

FIRST NHL SHUTOUT

Feb. 17, 2021 at Detroit

FIRST SHUTOUT WITH NASHVILLE

None

INTERNATIONAL RECORD | FINLAND

YEAR	EVENT	GP	W	L	SO	GAA	SV%
2019	World Championship	8	7	1	2	1.50	.942

SINGLE-SEASON BESTS

GAMES PLAYED
2020-21 **37**WINS
2020-21 **18**SHUTOUTS
2020-21 **2**GOALS-AGAINST
AVERAGE
2020-21 **3.01**SAVE
PERCENTAGE
2020-21 **.909**

SOCIAL MEDIA

 | KLankinen

 | kevinlankinen

2021-22 SEASON

- Started 29 games for Chicago, going 8-15-6.
- Allowed one goal or fewer in five of his 32 appearances.
- Won three of his last four starts to close out the season, including two in a row on April 25-27.
- Made a season-high 40 saves on Jan. 22 at Minnesota; it was one of 15 games in which he posted at least 30 saves.
- Faced 44 shots, a season high, on Jan. 22 at Minnesota, helping Chicago earn a point.



ACQUIRED: July 14, 2022 - Signed as a free agent
PRONUNCIATION: KEH-vihn LAN-kih-nehn | **DOB:** April 28, 1995 | **BIRTHPLACE:** Helsinki, Finland | **HOMETOWN:** Helsinki, Finland

CAREER RECORD			REGULAR SEASON								PLAYOFFS						
SEASON	CLUB	LEAGUE	GP	W	L	O/T	MINS	GA	SO	GAA	GP	W	L	MINS	GA	SO	GAA
2014-15	HIFK	Finland	24	8	10	5	1307	50	0	2.29	6	3	2	413	12	0	1.74
2015-16	HIFK	Finland	24	12	5	6	1423	56	0	2.36	3	1	2	180	10	0	3.33
2016-17	HIFK	Finland	42	13	19	9	2443	87	0	2.14	13	6	6	768	32	0	2.50
2017-18	HIFK	Finland	15	10	3	2	900	20	0	1.33	13	7	5	755	25	0	1.99
2018-19	Rockford	AHL	19	7	12	1	1151	48	0	2.50	--	--	--	--	--	--	--
	Indy	ECHL	6	4	2	0	358	19	9	3.18	--	--	--	--	--	--	--
2019-20	Rockford	AHL	21	8	10	2	1190	60	0	3.03	--	--	--	--	--	--	--
2020-21	Chicago	NHL	37	17	14	5	2175	109	2	3.01	--	--	--	--	--	--	--
2021-22	Chicago	NHL	32	8	15	6	1816	106	0	3.50	--	--	--	--	--	--	--
NHL TOTALS			69	25	29	11	3991	215	2	3.23	--	--	--	--	--	--	--

CAREER NOTES

- Made his NHL debut with Chicago in 2020-21 and ranked among the League's leaders in saves with 1,095 (third); shots against with 1,204 (third); and games played with 37 (seventh).
- Finished 13th in Calder Trophy voting in 2020-21 and was the fourth-highest placing goaltender.
- Signed with Chicago in May 2018 and made his North American debut in 2018-19 with Rockford (AHL) and Indy (ECHL).
- Named to the 2020 AHL All-Star Classic.
- Played four full professional seasons in Finland's Liiga from 2014-18, finishing second in the league's postseason in 2015-16 and coming in third in 2016-17 with HIFK.
- Posted the best goals-against average (1.74) and best save percentage (.933) among Liiga goaltenders in the 2014-15 postseason.
- Named to the First All-Star Team in Finland's junior league in 2013-14.
- Represented Finland at the 2019 World Championship and went 7-1 with a .942 save percentage.



DID YOU KNOW?

Kevin Lankinen recorded the best goals-against average during the 2019 World Championship (1.50), helping Finland earn gold.



3

JEREMY LAUZON

POS: D | HT: 6-1 | WT: 204 | SHOT: Left



CAREER HIGHLIGHTS

MOST GOALS, GAME

1 - five times, last: April 1, 2022 at Buffalo

LONGEST GOAL STREAK

None

CAREER OVERTIME POINTS

None

MOST ASSISTS, GAME

1 - 13 times, last: March 8, 2022 at Toronto

LONGEST ASSIST STREAK

None

FIRST NHL GAME

Oct. 25, 2018 vs. Philadelphia

MOST POINTS, GAME

1 - 18 times, last: (1g) April 1, 2022 at Buffalo

LONGEST POINT STREAK

2 - twice, last: (1g-1a) Dec. 18-29, 2021

FIRST NHL GOAL

Nov. 11, 2018 vs. Vegas (Malcolm Subban)

MOST PIM, GAME

15 - twice, last: Oct. 19, 2021 at New Jersey

CAREER HAT TRICKS

None

FIRST GAME WITH NASHVILLE

March 21, 2022 at Anaheim

MOST SHOTS, GAME

5 - March 12, 2022 at Montreal

CAREER PENALTY SHOTS

None

FIRST GOAL WITH NASHVILLE

April 1, 2022 at Buffalo (Craig Anderson)

SINGLE-SEASON HIGHS

GAMES PLAYED

2021-22

66

GOALS

2021-22

2

ASSISTS

2020-21

7

POINTS

2020-21

8

PLUS-MINUS

2020-21

+8

SHOTS

2021-22

75

SOCIAL MEDIA



N/A



jeremy_lauzon

INTERNATIONAL RECORD | CANADA

YEAR	EVENT	GP	G	A	PTS	PIM
2017	World Junior Championship	7	2	1	3	2

2021-22 SEASON

- Established career highs in games played (66), goals (2), hits (224) and blocked shots (63).
- Seventh among NHL defensemen in hits per 60 minutes (11.52).
- Recorded one point (1g), a +3 rating and 14 penalty minutes in 13 games with Nashville
- after being acquired from Seattle at the trade deadline.
- Scored his first goal with the Predators on April 1 at Buffalo.
- Led the Kraken in hits at the time of his acquisition.



ACQUIRED: March 20, 2022 - Acquired from Seattle for a second-round pick (Jani Nymän) in the 2022 NHL Draft
PRONUNCIATION: JAIR-eh-mee LOH-zawn | **DOB:** April 28, 1997 | **BIRTHPLACE:** Val d'Or, Que. | **HOMETOWN:** Val d'Or, Que.

CAREER RECORD			REGULAR SEASON					PLAYOFFS				
SEASON	CLUB	LEAGUE	GP	G	A	PTS	PIM	GP	G	A	PTS	PIM
2013-14	Rouyn-Noranda	QMJHL	55	5	11	16	64	9	2	2	4	4
2014-15	Rouyn-Noranda	QMJHL	60	15	21	36	88	--	--	--	--	--
2015-16	Rouyn-Noranda	QMJHL	46	10	40	50	80	9	1	7	8	8
2016-17	Rouyn-Noranda	QMJHL	39	5	23	28	50	13	5	9	14	22
2017-18	Providence	AHL	52	1	6	7	38	4	0	0	0	2
2018-19	Boston	NHL	16	1	0	1	2	--	--	--	--	--
	Providence	AHL	29	1	6	7	42	4	1	0	1	4
2019-20	Boston	NHL	19	1	1	2	29	6	0	0	0	18
	Providence	AHL	45	1	12	13	65	--	--	--	--	--
2020-21	Boston	NHL	41	1	7	8	40	7	0	0	0	2
2021-22	Seattle	NHL	53	1	5	6	67	--	--	--	--	--
	Nashville	NHL	13	1	0	1	14	3	0	0	0	2
NHL TOTALS			142	5	13	18	152	16	0	0	0	22
PREDATORS TOTALS			13	1	0	1	14	3	0	0	0	2

CAREER NOTES

- Originally drafted by Boston in the second round (52nd overall) of the 2015 NHL Draft.
- Played the first 129 games of his NHL career with Boston and Seattle, making his NHL debut during the 2018-19 campaign.
- Has appeared in 126 AHL games with Providence, recording 27 points (3g-24a).
- Served as an alternate captain for Providence during his rookie professional season in 2017-18.
- Spent 2013-17 in the QMJHL with Rouyn-Noranda, captaining the team during his final season.
- Won the QMJHL title and earned a spot on the league's Second All-Star Team in 2015-16.
- Earned a silver medal at the 2017 World Junior Championship with Canada.



DID YOU KNOW?

Jeremy Lauzon's brother, Zachary, was drafted by Pittsburgh in the second round (51st overall) of the 2017 NHL Draft. His youngest brother, Émile, played parts of five seasons (2018-22) for Val-d'Or of the QMJHL.



47

MICHAEL McCARRON

POS: C | HT: 6-6 | WT: 232 | SHOT: Right



CAREER HIGHLIGHTS

MOST GOALS, GAME

2 - twice, last: March 29, 2022 vs. Ottawa

LONGEST GOAL STREAK

2 (3g) - March 29-April 1, 2022

CAREER OVERTIME POINTS

None

MOST ASSISTS, GAME

2 - twice, last: March 13, 2022 at Minnesota

LONGEST ASSIST STREAK

2 (3a) - March 2-5, 2022

FIRST NHL GAME

Dec. 19, 2015 at Dallas

MOST POINTS, GAME

4 (2g-2a) - March 5, 2022 at San Jose

LONGEST POINT STREAK

2 - twice, last: (3g) March 29-April 1, 2022

FIRST NHL GOAL

March 20, 2016 vs. Calgary (Niklas Backstrom)

MOST PIM, GAME

14 - March 16, 2016 at Buffalo

CAREER HAT TRICKS

None

FIRST GAME WITH NASHVILLE

Feb. 8, 2021 vs. Tampa Bay

MOST SHOTS, GAME

3 - Jan. 30, 2021 at Tampa Bay

CAREER PENALTY SHOTS

None

FIRST GOAL WITH NASHVILLE

Dec. 30, 2021 at Columbus (Elvis Merzlikins)

SINGLE-SEASON HIGHS

GAMES PLAYED
2021-22 **51**GOALS
2021-22 **7**ASSISTS
2021-22 **7**POINTS
2021-22 **14**PLUS-MINUS
2021-22 **+10**SHOTS
2021-22 **51**

SOCIAL MEDIA

 | macattackusa93

 | mike_mccarron34

INTERNATIONAL RECORD | UNITED STATES

YEAR	EVENT	GP	G	A	PTS	PIM
2013	U-18 World Championship	7	3	2	5	14

2021-22 SEASON

- Established career highs in games played (51), goals (7), assists (7), points (14), hits (116) and blocked shots (31).
- Skated in his 100th career NHL game on Feb. 12 vs. Winnipeg.
- Scored his first career shorthanded goal on March 29 vs. Ottawa as part of a multi-goal effort.
- Skated in 14 games for Milwaukee (AHL), tallying six points (3g-3a).
- Recorded the first multi-goal game of his NHL career and had a career-high four points (2g-2a) and +4 rating on March 5 at San Jose.



ACQUIRED: Jan. 7, 2020 - Acquired from Montreal for forward Laurent Dauphin
PRONUNCIATION: MIGH-kuhl muh-KAIR-uhn | **DOB:** March 7, 1995 | **BIRTHPLACE:** Grosse Pointe, Mich. | **HOMETOWN:** Grosse Pointe, Mich.

CAREER RECORD			REGULAR SEASON					PLAYOFFS				
SEASON	CLUB	LEAGUE	GP	G	A	PTS	PIM	GP	G	A	PTS	PIM
2011-12	U.S. NTDP	U-17	53	6	21	27	128	--	--	--	--	--
2012-13	U.S. NTDP	U-18	59	16	21	37	182	--	--	--	--	--
2013-14	London	OHL	66	14	20	34	120	9	3	2	5	22
2014-15	London	OHL	25	22	19	41	58	--	--	--	--	--
	Oshawa	OHL	31	6	21	27	70	21	9	9	18	33
2015-16	Montreal	NHL	20	1	1	2	37	--	--	--	--	--
	St. John's	AHL	58	17	21	38	91	--	--	--	--	--
2016-17	Montreal	NHL	31	1	4	5	41	1	0	0	0	0
	St. John's	AHL	32	7	12	19	66	2	0	0	0	6
2017-18	Montreal	NHL	18	0	1	1	32	--	--	--	--	--
	Laval	AHL	54	7	17	24	121	--	--	--	--	--
2018-19	Laval	AHL	32	7	14	21	46	--	--	--	--	--
2019-20	Laval	AHL	29	5	9	14	50	--	--	--	--	--
	Milwaukee	AHL	27	10	3	13	50	--	--	--	--	--
2020-21	Nashville	NHL	6	0	0	0	16	--	--	--	--	--
2021-22	Nashville	NHL	51	7	7	14	70	2	0	0	0	2
	Milwaukee	AHL	14	3	3	6	15	--	--	--	--	--
NHL TOTALS			126	9	13	22	196	3	0	0	0	2
PREDATORS TOTALS			57	7	7	14	86	2	0	0	0	2

CAREER NOTES

- Originally drafted by Montreal in the first round (25th overall) of the 2013 NHL Draft.
- Owns 135 points (56g-79a) in 246 career AHL games with Milwaukee, Laval and St. John's.
- Served as an alternate captain for Milwaukee in 2021-22 and for Laval in 2018-20.
- Selected to the 2016 AHL All-Star Classic roster and recorded AHL career highs in goals (17) and points (38) with St. John's that season.
- Skated in 69 NHL games with Montreal before being acquired by Nashville in February 2020, posting eight points (2g-6a).
- Closed out his two-year OHL career by winning the 2015 Memorial Cup and OHL championship with Oshawa.
- Earned silver for the United States in the 2013 U-18 World Championship; also participated in the 2012 World U-17 Hockey Challenge.



DID YOU KNOW?

Michael McCarron was named to the 2015 Memorial Cup All-Star Team after leading Oshawa to the CHL title. He finished the tournament with three points (1g-2a), seven penalty minutes and 20 shots on goal in four games.





SINGLE-SEASON HIGHS

GAMES PLAYED
2011-12; 2018-19

82

GOALS
2013-14

14

ASSISTS
2018-19

37

POINTS
2018-19

46

PLUS-MINUS
2018-19

+38

NHL TROPHIES

PRINCE OF WALES TROPHY
2014, 2020, 2021, 2022

PRÉSIDENTS' TROPHY
2015, 2019

STANLEY CUP
2020, 2021

SOCIAL MEDIA

Twitter | N/A

Instagram | rmcdonagh27

CAREER HIGHLIGHTS

MOST GOALS, GAME 2 - four times, last: April 8, 2021 at Columbus	LONGEST GOAL STREAK 3 (3g) - March 2-7, 2014	CAREER OVERTIME POINTS 12 (2g-10a)
MOST ASSISTS, GAME 3 - twice, last: Nov. 4, 2018 at Ottawa	LONGEST ASSIST STREAK 8 (9a) - Oct. 17-Nov. 1, 2016	FIRST NHL GAME Jan. 7, 2011 at Dallas
MOST POINTS, GAME 3 - seven times, last: (1g-2a) Dec. 5, 2021 at Philadelphia	LONGEST POINT STREAK 8 (9a) - Oct. 17-Nov. 1, 2016	FIRST NHL GOAL April 9, 2011 vs. New Jersey (Martin Brodeur)
MOST PIM, GAME 5 - twice, last: Nov. 14, 2019 vs. NY Rangers	CAREER HAT TRICKS None	FIRST GAME WITH NASHVILLE None
MOST SHOTS, GAME 7 - three times, last: Nov. 1, 2018 vs. Nashville	CAREER PENALTY SHOTS None	FIRST GOAL WITH NASHVILLE None

INTERNATIONAL RECORD UNITED STATES						
YEAR	EVENT	GP	G	A	PTS	PIM
2007	U-18 World Championship	7	0	3	3	4
2009	World Junior Championship	6	0	3	3	2
2011	World Championship	7	0	1	1	2
2014	Olympics	6	1	1	2	0
2016	World Cup of Hockey	3	2	0	2	0

2021-22 SEASON

- Tallied four goals and 26 points in 71 regular-season games, helping lead Tampa Bay to the Stanley Cup Final for the third consecutive season.
- Blocked 137 shots, the most among Lightning skaters.
- His +15 rating and 22:27 average time on ice were both the third-most among Tampa Bay defensemen.
- Dished out at least four hits on six occasions and had a season-high six hits on March 22 at Carolina.
- Skated a season-high 29:18, his most TOI since the 2016-17 season, on Jan. 18 at Los Angeles.
- Recorded six points (6a) in a six-game span from Jan. 4-22.
- Posted five multi-point outings, including his first three-point performance of the season on Dec. 5 at Philadelphia.
- Recorded five points (1g-4a) and average 22:26 of ice time - the second-highest mark on the Lightning - in 23 postseason games.
- Posted a three-game point streak (1g-2a) in Games 4-6 of Tampa Bay's first-round series against Toronto.
- Added an assist, 19 blocked shots and 17 hits in six Stanley Cup Final contests.



ACQUIRED: July 3, 2022 - Acquired from Tampa Bay for forward Grant Mismash and defenseman Philippe Myers
PRONUNCIATION: RIGH-uhn muhk-DUHN-uh | **DOB:** June 13, 1989 | **BIRTHPLACE:** St. Paul, Minn. | **HOMETOWN:** St. Paul, Minn.

CAREER RECORD			REGULAR SEASON					PLAYOFFS				
SEASON	CLUB	LEAGUE	GP	G	A	PTS	PIM	GP	G	A	PTS	PIM
2007-08	Wisconsin	WCHA	40	5	7	12	42	--	--	--	--	--
2008-09	Wisconsin	WCHA	36	5	11	16	61	--	--	--	--	--
2009-10	Wisconsin	WCHA	43	4	14	18	73	--	--	--	--	--
2010-11	NY Rangers	NHL	40	1	8	9	14	5	0	0	0	4
	Connecticut	AHL	38	1	7	8	12	--	--	--	--	--
2011-12	NY Rangers	NHL	82	7	25	32	44	20	0	4	4	11
2012-13	Barys Astana	KHL	10	0	3	3	6	--	--	--	--	--
	NY Rangers	NHL	47	4	15	19	22	12	1	3	4	6
2013-14	NY Rangers	NHL	77	14	29	43	36	25	4	13	17	8
2014-15	NY Rangers	NHL	71	8	25	33	26	19	3	6	9	8
2015-16	NY Rangers	NHL	73	9	25	34	22	3	0	0	0	0
2016-17	NY Rangers	NHL	77	6	36	42	37	12	2	5	7	12
2017-18	NY Rangers	NHL	49	2	24	26	20	--	--	--	--	--
	Tampa Bay	NHL	14	2	1	3	0	17	0	5	5	6
2018-19	Tampa Bay	NHL	82	9	37	46	34	4	0	0	0	2
2019-20	Tampa Bay	NHL	50	1	11	12	19	22	1	4	5	10
2020-21	Tampa Bay	NHL	50	4	8	12	14	23	0	8	8	14
2021-22	Tampa Bay	NHL	71	4	22	26	16	23	1	4	5	14
NHL TOTALS			783	71	266	337	304	185	12	52	64	95

CAREER NOTES

- Is a two-time Stanley Cup champion with Tampa Bay (2020 and 2021).
- Has skated in three Stanley Cup Finals, including one with the NY Rangers in 2014; during the Rangers' Cup run, led all NHL defensemen in assists (13).
- Has reached the Stanley Cup Playoffs in each of his 12 NHL seasons.
- Served as captain of the Rangers for four seasons from 2014-18.
- When appointed in 2014-15, became the fourth-youngest captain in Rangers history.
- Was an alternate captain for Tampa Bay from 2019-22.
- Is a two-time NHL All-Star (2016 and 2017).
- Owns a career +215 rating, the highest among active NHL defensemen (next closest: Victor Hedman, +147).
- Originally drafted by Montreal in the first round (12th overall) of the 2007 NHL Draft; his 783 career NHL games are the fourth-most among all defenseman from his draft class.
- Played three seasons at the University of Wisconsin prior to turning pro, posting 46 points (14g-32a) in 119 games from 2007-10.
- Earned multiple honors while at Wisconsin, including a spot on the 2010 WCHA Second All-Star Team after helping lead the Badgers to that season's Frozen Four.
- Captained Wisconsin in 2009-10, his junior season.

- Named Minnesota's "Mr. Hockey" as the state's best high school player in 2006-07.
- Has competed for the U.S. on several occasions, earning silver at the 2007 U-18 World Championship; also represented his country at the 2009 World Junior Championship, 2011 World Championship, 2014 Olympics and 2016 World Cup of Hockey.

MOST PLAYOFF GAMES PLAYED SINCE 2012			
No.	PLAYER	GP	PTS
1)	Ryan McDonagh	180	64
2)	Pat Maroon	144	50
3)	Carl Hagelin	141	50
4)	Ondrej Palat	138	94
5)	Victor Hedman	137	101
6)	Nikita Kucherov	136	154
7)	Corey Perry	136	76
8)	Alex Killorn	134	72
9)	Nick Leddy	123	38
10)	Brian Boyle	119	33

22

NINO NIEDERREITER

POS: LW | HT: 6-2 | WT: 218 | SHOT: Left



CAREER HIGHLIGHTS

MOST GOALS, GAME

3 - twice, last: Jan. 4, 2018 vs. Buffalo

LONGEST GOAL STREAK

6 (7g) - Nov. 14-24, 2017

CAREER OVERTIME POINTS

4 (2g-2a)

MOST ASSISTS, GAME

3 - Nov. 3, 2013 vs. New Jersey

LONGEST ASSIST STREAK

4 (4a) - Dec. 21-24, 2019

FIRST NHL GAME

Oct. 9, 2010 vs. Dallas

MOST POINTS, GAME

3 - nine times, last: (2g-1a) Feb. 19, 2021 vs. Chicago

LONGEST POINT STREAK

8 (7g-2a) - Nov. 9-24, 2017

FIRST NHL GOAL

Oct. 13, 2020 at Washington (Michal Neuvirth)

MOST PIM, GAME

15 - Feb. 16, 2017 vs. Dallas

CAREER HAT TRICKS

2 - last: Jan. 4, 2018 vs. Buffalo

FIRST GAME WITH NASHVILLE

None

MOST SHOTS, GAME

3 - Jan. 30, 2021 at Tampa Bay

CAREER PENALTY SHOTS

1 - Dec. 16, 2014 at Chicago (goal, Antti Raanta)

FIRST GOAL WITH NASHVILLE

None

SINGLE-SEASON HIGHS

GAMES PLAYED

2015-16; 2016-17;
2018-19

82

GOALS

2016-17

25

ASSISTS

2016-17

32

POINTS

2016-17

57

PLUS-MINUS

2021-22

+29

SHOTS

2016-17

186

SOCIAL MEDIA



| thelnino22



| thelnino22

INTERNATIONAL RECORD | SWITZERLAND

YEAR	EVENT	GP	G	A	PTS	PIM	YEAR	EVENT	GP	G	A	PTS	PIM
2008	U-18 WC	6	1	1	2	2	2009	U-18 WC	6	3	3	6	16
2010	WJC	7	6	4	10	10	2010	WC	4	0	0	0	4
2011	WJC	6	2	2	4	12	2012	WC	6	0	0	0	2
2013	WC	10	5	3	8	2	2014	Olympics	4	0	0	0	2
2016	WC	7	3	3	6	2	2016	World Cup	6	0	1	1	2
2018	WC	10	4	5	9	10	2019	WC	2	1	1	2	0

2021-22 SEASON

- Third among Carolina skaters in goals (24) and fifth among team forwards in points (44).
- Hit the 20-goal mark for the sixth time in his NHL career.
- His 44 points were his most since tallying 53 (23g-30a) in 2018-19 and the third-most in a season in his NHL tenure.
- Dished out 119 hits, eclipsing the century mark in the category for the sixth time in his NHL career.
- Tallied four power-play goals, scoring at least that many for the sixth consecutive season.
- Led Carolina forwards in plus-minus at +29, a career high.
- Registered eight multi-point performances, including two multi-point games.
- Scored five game-winning goals, equaling his career high initially set in 2014-15.
- Matched his career high in postseason goals with four (2014-15); tallied at least five points (4g-1a) for the fifth time in his nine career playoff appearances.
- Scored twice in Game 2 of Carolina's first-round series against Boston, his second career multi-goal postseason game.



ACQUIRED: July 21, 2022 - Signed as a free agent
PRONUNCIATION: NEE-noh nee-duhr-RIGH-tuhr | DOB: Sept. 8, 1992 | BIRTHPLACE: Chur, Switzerland | HOMETOWN: Chur, Switzerland

CAREER RECORD			REGULAR SEASON					PLAYOFFS				
SEASON	CLUB	LEAGUE	GP	G	A	PTS	PIM	GP	G	A	PTS	PIM
2008-09	HC Davos	Swiss-Jr.	14	19	13	32	8	--	--	--	--	--
	HC Davos	Swiss	--	--	--	--	--	3	0	1	1	0
2009-10	Portland	WHL	65	36	24	60	68	13	8	8	16	16
2010-11	NY Islanders	NHL	9	1	1	2	8	--	--	--	--	--
	Portland	WHL	55	41	29	70	67	21	9	18	27	30
2011-12	NY Islanders	NHL	55	1	0	1	12	--	--	--	--	--
	Bridgeport	AHL	6	3	1	4	4	--	--	--	--	--
2012-13	Bridgeport	AHL	74	28	22	50	38	--	--	--	--	--
2013-14	Minnesota	NHL	81	14	22	36	44	13	3	3	6	8
2014-15	Minnesota	NHL	80	24	13	37	28	10	4	1	5	10
2015-16	Minnesota	NHL	82	20	23	43	36	6	1	5	6	4
2016-17	Minnesota	NHL	82	25	32	57	53	5	0	1	1	2
2017-18	Minnesota	NHL	63	18	14	32	36	5	0	0	0	0
	Carolina	NHL	46	9	14	23	10	--	--	--	--	--
2019-20	Carolina	NHL	36	14	16	30	20	15	1	3	4	12
	Carolina	NHL	67	11	18	29	42	7	1	1	2	2
2020-21	Carolina	NHL	56	20	14	34	29	7	1	0	1	8
2021-22	Carolina	NHL	75	24	20	44	34	14	4	1	5	10
NHL TOTALS			732	181	187	368	352	82	15	15	30	56

CAREER NOTES

- Originally drafted by the NY Islanders in the first round (fifth overall) of the 2010 NHL Draft.
- Became the highest-drafted Swiss hockey player in NHL history, a feat since topped by New Jersey's Nico Hischier (first overall in 2017).
- Has skated in 732 career NHL games, the seventh-most among all players from his draft class.
- Scored his first career NHL goal on Oct. 13, 2010 at 18 years and 35 days old, becoming the youngest Islanders player and the fifth-youngest NHL player in the expansion era to score an NHL goal.
- Owns the most goals (181) and the third-most games played and points (368) among Swiss-born players in NHL history.
- Has surpassed the 25-point mark in nine of his 10 full NHL seasons.
- Tallied 137 points (69g-68a) in 234 games over parts of four NHL seasons with Carolina from 2019-22.
- Recorded career highs in goals (25), assists (32) and points (57) with Minnesota in 2016-17.
- Has appeared in the Stanley Cup Playoffs every season since 2014, posting 30 points (15g-15a) in 82 games.
- Posted three points (2g-1a) and scored the series-winning goal in overtime in Game 7 of Minnesota's 2014 first-round matchup against Colorado.
- Named to the 2013 AHL All-Star Classic roster as member of Bridgeport, where he set AHL career highs in goals (28), assists (22) and points (50).

- Played two seasons of junior hockey with Portland (WHL) from 2009-11, where he was teammates with current Predators forward Ryan Johansen.
- Led the Winterhawks in goals with 36 in 2009-10 and was named to the WHL's Second All-Star Team.
- Has played alongside Predators Captain Roman Josi at many international tournaments for Switzerland, including at the 2013 and 2018 World Championships, earning silver at both competitions.

MOST POINTS BY SWISS-BORN PLAYERS, NHL HISTORY			
No.	PLAYER	GP	PTS
1)	Roman Josi	760	542
2)	Mark Streit	786	434
3)	Nino Niederreiter	732	386
4)	Kevin Fiala	419	283
5)	Timo Meier	394	264
6)	Nico Hischier	300	206
7)	Sven Baertschi	292	138
8)	Luca Sbisa	549	113
	Hnat Domenichelli	267	113
10)	Yannick Weber	499	94

12

ZACH SANFORD

POS: LW | HT: 6-4 | WT: 206 | SHOT: Left



CAREER HIGHLIGHTS

MOST GOALS, GAME

4 - Feb. 13, 2020 at Vegas

LONGEST GOAL STREAK

3 (4g) - Feb. 27-March 3, 2021

CAREER OVERTIME POINTS

None

MOST ASSISTS, GAME

3 - Nov. 21, 2019 at Colorado

LONGEST ASSIST STREAK

4 (4a) - March 19-25, 2019

FIRST NHL GAME

Oct. 13, 2016 at Pittsburgh

MOST POINTS, GAME

4 - twice, last: (4g) Feb. 13, 2020 at Vegas

LONGEST POINT STREAK

6 (4g-5a) - Jan. 18-Feb. 4, 2020

FIRST NHL GOAL

Feb. 11, 2017 vs. Anaheim (John Gibson)

MOST PIM, GAME

7 - twice, last: Dec. 14, 2021 at Florida

CAREER HAT TRICKS

2 - last: Nov. 22, 2021 at Colorado

FIRST GAME WITH NASHVILLE

None

MOST SHOTS, GAME

9 - Feb. 25, 2020 vs. Chicago

CAREER PENALTY SHOTS

None

FIRST GOAL WITH NASHVILLE

None

SINGLE-SEASON HIGHS

GAMES PLAYED
2021-22 **80**GOALS
2019-20 **16**ASSISTS
2019-20 **14**POINTS
2019-20 **30**PLUS-MINUS
2019-20 **+13**SHOTS
2021-22 **104**

NHL TROPHIES

CAMPBELL BOWL
2019STANLEY CUP
2019

SOCIAL MEDIA



N/A



zachsanford

2021-22 SEASON

• Appeared in 80 combined games with Ottawa and Winnipeg, passing the 20-point mark for the third time in his NHL career.

• Began the season with Ottawa and tallied 17 points (9g-8a) in 62 games before being acquired by Winnipeg at the trade deadline.

• In 18 games with Winnipeg, recorded four assists and 38 hits.

• Established career highs in hits (169) and blocked shots (67).

• Skated a career-high 19:09 on March 30 at Buffalo.

• Dished out at least four hits in 13 games, including a season-high seven on Feb. 12 vs. Boston.

• Notched his second career hat trick on Nov. 22 at Colorado.

• Tallied five goals in five games from Nov. 9-22.



ACQUIRED: July 15, 2022 - Signed as a free agent
PRONUNCIATION: ZAK SAN-fohrd | DOB: Nov. 9, 1994 | BIRTHPLACE: Salem, Mass. | HOMETOWN: Salem, Mass.

CAREER RECORD			REGULAR SEASON						PLAYOFFS				
SEASON	CLUB	LEAGUE	GP	G	A	PTS	PIM		GP	G	A	PTS	PIM
2013-14	Waterloo	USHL	52	17	18	35	60		12	5	7	12	8
2014-15	Boston College	Hockey East	38	7	17	24	30		--	--	--	--	--
2015-16	Boston College	Hockey East	41	13	26	39	44		--	--	--	--	--
2016-17	Washington	NHL	26	2	1	3	6		--	--	--	--	--
	St. Louis	NHL	13	2	3	5	14		--	--	--	--	--
	Hershey	AHL	25	11	5	16	14		--	--	--	--	--
2017-18	San Antonio	AHL	20	4	3	7	18		--	--	--	--	--
2018-19	St. Louis	NHL	60	8	12	20	21		8	1	3	4	0
	San Antonio	AHL	7	4	2	6	2		--	--	--	--	--
2019-20	St. Louis	NHL	58	16	14	30	28		9	1	3	4	17
2020-21	St. Louis	NHL	52	10	6	16	25		4	0	0	0	0
2021-22	Ottawa	NHL	62	9	8	17	37		--	--	--	--	--
	Winnipeg	NHL	18	0	4	4	13		--	--	--	--	--
NHL TOTALS			289	47	48	95	134		25	2	6	8	17

CAREER NOTES

- Won the 2019 Stanley Cup as a member of St. Louis.
- Established career highs in goals (16), assists (14) and points (30) with the Blues in 2018-19.
- Added four points (1g-3a), all coming in the Stanley Cup Final, in eight postseason appearances in 2019.
- Originally drafted by Washington in the second round (61st overall) of the 2013 NHL Draft.
- Passed the 10-goal mark in consecutive seasons in 2019-20 and 2020-21.
- Became one of 32 active NHL players to score four goals in a game when he did so on Feb. 13, 2020 at Vegas.
- Has dished out at least 100 hits twice (2019-20 and 2021-22) and has blocked at least 30 hits in four consecutive seasons.
- Scored at least one power-play goal in each of the last three campaigns.
- Made his NHL debut with the Capitals in 2016-17.
- Played two seasons of collegiate hockey at Boston College from 2014-16; led his team in assists (26) and was third in points as a sophomore in 2015-16 with 39 (13g-26a).



DID YOU KNOW?


Zach Sanford is one of two players (Ryan McDonagh) on this season's Predators roster to have previously won the Stanley Cup (2019 with St. Louis).



74

JUUSE SAROS

POS: G | HT: 5-11 | WT: 180 | CATCH: Left



SINGLE-SEASON BESTS

GAMES PLAYED
2021-22 67

WINS
2021-22 38

SHUTOUTS
2019-20, 2021-22 4

GOALS-AGAINST
AVERAGE
2020-21 2.28

SAVE
PERCENTAGE
2020-21 .927

NHL TROPHIES

CAMPBELL BOWL
2017



PRESIDENTS' TROPHY
2018



SOCIAL MEDIA

 | N/A

 | N/A

CAREER HIGHLIGHTS

MOST SAVES, GAME
49 - April 27, 2021 vs. Florida

FIRST NHL GAME
Nov. 28, 2015 vs. Buffalo

FIRST GAME WITH NASHVILLE
Nov. 28, 2015 vs. Buffalo

MOST SHOTS AGAINST, GAME
55 - April 27, 2021 vs. Florida

FIRST NHL WIN
Oct. 22, 2016 vs. Pittsburgh

FIRST WIN WITH NASHVILLE
Oct. 22, 2016 vs. Pittsburgh

LONGEST WIN STREAK
5 - three times, last: Jan. 1-11, 2022

FIRST NHL SHUTOUT
Dec. 30, 2016 at St. Louis

FIRST SHUTOUT WITH NASHVILLE
Dec. 30, 2016 at St. Louis

INTERNATIONAL RECORD | FINLAND

YEAR	EVENT	GP	W	L	SO	GAA	SV%
2013	U-18 World Championship	7	5	2	1	1.86	.946
2014	World Junior Championship	6	5	1	0	1.57	.943
2014	World Championship	0	0	0	0	0.00	1.000
2015	World Junior Championship	2	0	2	0	3.03	.875
2015	World Championship	1	1	0	1	0.00	1.000
2016	World Championship	2	2	0	0	0.00	1.000

2021-22 SEASON

- Finished third in Vezina Trophy voting, his first time as a finalist.
- Represented Nashville in the 2022 NHL All-Star Game, the first of his career.
- Third in the NHL in wins with 38, a career high and the fourth-most in a season in Predators history.
- Eighth in the NHL in save percentage (.918).
- Led NHL goaltenders in minutes played (3,931:23) and starts (67); both were career highs and the fourth-most in a season in team history.
- Matched his career high in shutouts (4).
- Posted two separate five-game win streaks (Dec. 4-17 and Jan. 1-11), matching his career best.
- Made a season-high 47 saves on April 5 vs. Minnesota.
- Played in his 200th career NHL game on March 2 at Seattle.
- Won his 100th career NHL game on Feb. 1 vs. Vancouver.
- Named the NHL's Second Star of the Month (January) and the Second Star of the Week (Jan. 10).
- Posted a 32-save shutout in a 1-0 victory on Dec. 12 at NY Rangers.
- Missed the final two games of the regular season and all four Stanley Cup Playoff games due to a lower-body injury.



ACQUIRED: June 30, 2013 - Nashville's fourth choice, 99th overall (fourth round), in the 2013 NHL Draft
PRONUNCIATION: YOO-see SAR-ohs | DOB: April 19, 1995 | BIRTHPLACE: Forssa, Finland | HOMETOWN: Hämeenlinna, Finland

CAREER RECORD			REGULAR SEASON								PLAYOFFS						
SEASON	CLUB	LEAGUE	GP	W	L	O/T	MINS	GA	SO	GAA	GP	W	L	MINS	GA	SO	GAA
2011-12	HPK U-18	Finland U-18	14	11	3	0	844	19	2	1.35	--	--	--	--	--	--	--
	HPK Jr.	Finland-Jr.	31	20	10	0	1804	76	2	2.53	10	6	4	630	22	0	2.10
2012-13	HPK Jr.	Finland-Jr.	37	24	13	0	2220	69	4	1.86	11	9	2	661	23	0	2.09
2013-14	HPK	Finland	44	17	16	9	2625	77	7	1.76	6	2	4	367	14	0	2.29
2014-15	HPK	Finland	47	13	18	16	2834	101	6	2.14	--	--	--	--	--	--	--
2015-16	Milwaukee	AHL	38	29	8	0	2248	84	4	2.24	2	0	2	117	5	0	2.56
	Nashville	NHL	1	0	1	0	58	3	0	3.10	--	--	--	--	--	--	--
2016-17	Nashville	NHL	21	10	8	3	1200	47	1	2.35	2	0	0	57	3	0	3.18
	Milwaukee	AHL	15	13	2	0	903	28	1	1.86	--	--	--	--	--	--	--
2017-18	Nashville	NHL	26	11	5	7	1497	61	3	2.45	4	0	0	114	2	0	1.06
	Milwaukee	AHL	9	3	5	1	542	26	1	2.88	--	--	--	--	--	--	--
2018-19	Nashville	NHL	31	17	10	2	1696	74	3	2.62	1	0	0	45	1	0	1.32
2019-20	Nashville	NHL	40	17	12	4	2177	98	4	2.70	4	1	3	242	13	0	3.22
2020-21	Nashville	NHL	36	21	11	1	2052	78	3	2.28	6	2	4	432	20	0	2.78
2021-22	Nashville	NHL	67	38	25	3	3931	173	4	2.64	--	--	--	--	--	--	--
NHL/PREDATORS TOTALS			222	114	72	20	12,612	534	18	2.54	17	3	7	890	39	0	2.63

CAREER NOTES

- Matched or improved his win total in each of his six seasons.
- Earned more starts than the previous season in each of his six campaigns.
- Finished sixth in Vezina Trophy and 11th in Hart Trophy voting in 2021-22.
- His 18 career shutouts are the most by any active NHL goaltender his age or younger and the third-most in Predators history.
- Surpassed Pekka Rinne for the best career save percentage in team history at .920; it's also tied for the sixth-highest save percentage in NHL history among goaltenders with at least 200 career games.
- Owns the franchise record for saves in a playoff game (58 on May 23, 2021 vs. Carolina) and is fourth in stops in a regular-season game (49 on April 27, 2021 vs. Florida).
- Stopped a combined 110 of 117 shots faced in Games 3-4 of Nashville's 2021 first-round series vs. Carolina; it was the seventh-most combined saves in a two-game span by an NHL goaltender (regular season or playoffs) since 1955-56.
- Recorded a career-best shutout streak of 181:07 from March 3-10, 2020, the second-longest in Predators history.
- Named to the NHL's All-Rookie Team in 2017-18 after leading all rookie goaltenders in goals-against average (2.45), save percentage (.925) and shutouts (3).
- Set the franchise record for saves in a shutout with 46 on Dec. 14, 2017 at Edmonton.
- Made 19 starts as a 21 year old in 2016-17, going 10-8-3.
- Has also featured in 62 career AHL games for the Milwaukee Admirals, compiling a 45-15-1 record, 2.24 goals-against average, .921 save percentage and six shutouts.
- Is a two-time AHL Goaltender of the Month (March 2016 and

- November 2017), earned a spot on the 2017 AHL All-Star Classic roster and was named to the AHL All-Rookie Team in 2015-16.
- Has represented Finland on the international stage five times, winning gold at the 2014 World Junior Championship; earning silver at the 2012 Ivan Hlinka Memorial Tournament and the 2014 and 2016 World Championships; and taking home bronze in the 2013 U-18 World Championship.
 - Helped Finland to its first World Junior Championship gold since 1987 in the 2014 edition of the tournament by leading all goaltenders in save percentage (.943) and goals-against average (1.57) en route to a spot on the Media All-Star Team.
 - Named 2013-14 Finnish Elite League Rookie of the Year after ranking second in among all goaltenders in goals-against average (1.76), third in save percentage (.928) and tied for fourth in shutouts (7) with HPK in 2013-14.

BEST SV% IN A SEASON

No.	PLAYER	SEASON	SV%
1)	Pekka Rinne	2010-11	.930
2)	Juuse Saros	2020-21	.927
	Pekka Rinne	2017-18	.927
4)	Juuse Saros	2017-18	.925
	Chris Mason	2006-07	.925
6)	Dan Ellis	2007-08	.924
7)	Juuse Saros	2016-17	.923
8)	Pekka Rinne	2014-15	.923
	Pekka Rinne	2011-12	.923
	Mike Dunham	2000-01	.923

10

COLTON SISSONS

POS: C | HT: 6-1 | WT: 200 | SHOT: Right



CAREER HIGHLIGHTS

MOST GOALS, GAME

3 - twice, last: Nov. 7, 2018 at Colorado

LONGEST GOAL STREAK

2 - 10 times, last: (2g) April 1-3, 2021

CAREER OVERTIME POINTS

2 (1g-1a)

MOST ASSISTS, GAME

3 - Dec. 16, 2021 vs. Colorado

LONGEST ASSIST STREAK

3 - twice, last: (5a) March 15-19, 2022

FIRST NHL GAME

Jan. 28, 2014 at Winnipeg

MOST POINTS, GAME

3 - three times, last: (3a) Dec. 16, 2021 vs. Colorado

LONGEST POINT STREAK

5 (3g-3a) - Jan. 7-15, 2019

FIRST NHL GOAL

March 27, 2014 vs. Buffalo (Matt Hackett)

MOST PIM, GAME

5 - three times, last: Oct. 11, 2018 vs. Winnipeg

CAREER HAT TRICKS

2 - last: Nov. 7, 2018 at Colorado

FIRST GAME WITH NASHVILLE

Jan. 28, 2014 at Winnipeg

MOST SHOTS, GAME

6 - Feb. 22, 2020 vs. Columbus

CAREER PENALTY SHOTS

2 - last: April 3, 2021 vs. Chicago (goal, Kevin Lankinen)

FIRST GOAL WITH NASHVILLE

March 27, 2014 vs. Buffalo (Matt Hackett)

SINGLE-SEASON HIGHS

GAMES PLAYED
2017-18 **81**GOALS
2018-19 **15**ASSISTS
2021-22 **21**POINTS
2018-19 **30**PLUS-MINUS
2018-19 **+20**SHOTS
2017-18 **120**

NHL TROPHIES

CAMPBELL BOWL
2017PRESIDENTS' TROPHY
2018

SOCIAL MEDIA

| colton_es15

| csiss10

2021-22 SEASON

- Set career highs in assists (21); hits (188); average TOI (16:10); average shorthanded TOI (2:55); faceoffs taken (1,292); and faceoffs won (719).
- Recorded 28 points (7g-21a), the second-most in a season in his career and his most since 2017-18 (30).
- Led the Predators and was 13th in the NHL (among skaters who took at least 1,000 faceoffs) in faceoff percentage at 55.7 percent.
- Led the NHL in shorthanded faceoff wins (156).
- Was fourth in the NHL in defensive zone faceoff wins (354).
- Went 16-for-16 in faceoffs on Feb. 22 at Florida, becoming the fourth NHL player since 1997-98 to take at least 16 faceoffs in a game and win them all.
- Had 10 points (3g-7a) in 11 games from Dec. 9-Jan. 15.
- Recorded a career-high three assists on Dec. 16 vs. Colorado.



ACQUIRED: June 23, 2012 - Nashville's second choice, 50th overall (second round), in the 2012 NHL Draft
PRONUNCIATION: KOHL-tuhn SIH-suhnz | **DOB:** Nov. 5, 1993 | **BIRTHPLACE:** North Vancouver, B.C. | **HOMETOWN:** Vancouver, B.C.

CAREER RECORD			REGULAR SEASON					PLAYOFFS				
SEASON	CLUB	LEAGUE	GP	G	A	PTS	PIM	GP	G	A	PTS	PIM
2009-10	Westside	BCHL	58	6	16	22	29	11	1	1	2	4
2010-11	Kelowna	WHL	63	17	24	41	46	10	3	3	6	6
2011-12	Kelowna	WHL	58	26	15	41	62	4	1	1	2	2
2012-13	Kelowna	WHL	61	28	39	67	54	--	--	--	--	--
2013-14	Milwaukee	AHL	62	25	19	44	8	3	0	1	1	2
	Nashville	NHL	17	1	3	4	4	--	--	--	--	--
2014-15	Milwaukee	AHL	76	25	17	42	27	--	--	--	--	--
2015-16	Nashville	NHL	34	4	2	6	12	10	0	0	0	8
	Milwaukee	AHL	38	8	11	19	31	--	--	--	--	--
2016-17	Nashville	NHL	58	8	2	10	12	22	6	6	12	16
2017-18	Nashville	NHL	81	9	18	27	42	13	3	4	7	8
2018-19	Nashville	NHL	75	15	15	30	23	6	0	0	0	6
2019-20	Nashville	NHL	57	9	6	15	20	4	0	1	1	0
2020-21	Nashville	NHL	54	8	7	15	18	6	0	2	2	2
2021-22	Nashville	NHL	79	7	21	28	30	4	0	2	2	0
NHL/PREDATORS TOTALS			455	61	74	135	161	65	9	15	24	40

CAREER NOTES

- Owns 24 points (9g-15a), tied for the ninth-most in Predators history, in 65 career Stanley Cup Playoff contests.
- Established career highs in goals (15) and points (30) in 2018-19..
- Has a +40 plus-minus rating for his career, bolstered by a career-best +20 mark in 2018-19.
- Finished 14th in Selke Trophy voting for the NHL's top defensive forward in 2017-18.
- Averages 2:02 of shorthanded time per game to go along with eight career shorthanded points (3g-5a), tied for the 10th-most in franchise history.
- Has notched two career hat tricks, the first of which came on Jan. 5, 2017 against Tampa Bay that made him the first player in NHL history to score at least three goals in a game with his second being an empty-netter and his third being scored on a goalie.
- Recorded a career-high four-game point streak to open the 2018 playoffs against Colorado (3g-2a).
- All seven of his 2018 playoff points came in the First Round vs. Colorado, the highest single-series total of his career.



DID YOU KNOW?

Colton Sissons recorded the second hat trick in Nashville postseason history in Game 6 of the 2017 Western Conference Final, helping send the Predators to their first Stanley Cup Final. He became the first player to notch a hat trick in a series-clinching win in the Conference Finals since 2013.



- In Nashville's run to the Stanley Cup Final in 2017, tied for second on the club in goals (6) and tied for sixth in points (12) while appearing in all 22 games, the first postseason points of his career.
- Veteran of 176 career AHL contests with the Milwaukee Admirals, serving as the youngest captain in team history during the 2015-16 season.
- Became the first Admirals player in the team's AHL history to record back-to-back 25-goal seasons to start his career in 2013-14 and 2014-15.
- Represented Milwaukee in the 2014 AHL All-Star Classic.
- Played for current Predators Assistant Coach Dan Lambert with the WHL's Kelowna Rockets from 2010-13, serving as captain for his final two seasons.
- Tallied 149 career WHL points (71g-78a), including 67 (28g-39a) in his final junior season en route to being named Kelowna's team MVP.

28

EELI TOLVANEN

POS: LW | HT: 5-10 | WT: 191 | SHOT: Left



CAREER HIGHLIGHTS

MOST GOALS, GAME

1 - 23 times, last: April 29, 2022 at Arizona

LONGEST GOAL STREAK

4 (4g) - Dec. 4-10, 2021

CAREER OVERTIME POINTS

1 (1g)

MOST ASSISTS, GAME

2 - twice, last: Nov. 13, 2021 vs. Arizona

LONGEST ASSIST STREAK

3 (3a) - March 27-30, 2021

FIRST NHL GAME

March 31, 2018 vs. Buffalo

MOST POINTS, GAME

3 (1g-2a) - March 21, 2021 at Dallas

LONGEST POINT STREAK

6 (3g-6a) - March 21-30, 2021

FIRST NHL GOAL

Dec. 1, 2018 vs. Chicago (Cam Ward)

MOST PIM, GAME

2 - 10 times, last: April 24, 2022 vs. Minnesota

CAREER HAT TRICKS

None

FIRST GAME WITH NASHVILLE

March 31, 2018 vs. Buffalo

MOST SHOTS, GAME

6 - three times, last: Nov. 24, 2021 vs. Vegas

CAREER PENALTY SHOTS

None

FIRST GOAL WITH NASHVILLE

Dec. 1, 2018 vs. Chicago (Cam Ward)

SINGLE-SEASON HIGHS

GAMES PLAYED
2021-22 **75**GOALS
2020-21; 2021-22 **11**ASSISTS
2021-22 **12**POINTS
2021-22 **23**PLUS-MINUS
2018-19 **+2**SHOTS
2021-22 **151**

SOCIAL MEDIA

| eeli1999

| eelitolvanen

INTERNATIONAL RECORD | FINLAND

YEAR	EVENT	GP	G	A	PTS	PIM
2016	U-18 World Championship	7	7	2	9	0
2017	World Junior Championship	6	2	4	6	2
2018	World Junior Championship	5	1	5	6	4
2018	Olympics	5	3	6	9	4
2018	World Championship	4	2	2	4	2
2019	World Junior Championship	7	0	4	4	2

2021-22 SEASON

- Set career highs in assists (12) and points (13).
- Matched his career high in goals (11).
- Fourth on Nashville in shots with 151.
- Fifth among Predators forwards in hits with a career-high 176.
- Posted a career-long four-game goal streak from Dec. 4-10 (4g), a run that included scoring the game-winning goal with 11.5 seconds left on Dec. 9 at NY Islanders.
- Tallied two multi-point efforts, including a two-assist game on Nov. 13 vs. Arizona.
- Scored Nashville's first goal of the season on Oct. 14 vs. Seattle.
- Recorded his first career playoff goal in Game 3 of Nashville's first-round series vs. Colorado.



ACQUIRED: June 23, 2017 - Nashville's first choice, 30th overall (first round), in the 2017 NHL Draft

PRONUNCIATION: EH-lee tohl-VA-nehn | **DOB:** April 22, 1999 | **BIRTHPLACE:** Vihti, Finland | **HOMETOWN:** Vihti, Finland

CAREER RECORD			REGULAR SEASON					PLAYOFFS				
SEASON	CLUB	LEAGUE	GP	G	A	PTS	PIM	GP	G	A	PTS	PIM
2012-13	Blues II U-16	Finland-Jr. C	1	2	0	2	0	--	--	--	--	--
2013-14	Blues II U-16	Finland-Jr. C	1	1	1	2	0	--	--	--	--	--
	Blues U-16	Finland-Jr. C (O)	8	13	9	22	20	--	--	--	--	--
	Blues U-16	Finland-Jr. C	28	43	33	76	6	10	5	5	10	6
	Blues U-18	Finland-Jr. B	10	2	4	6	0	1	0	0	0	0
2014-15	Blues U-16	Finland-Jr. C	--	--	--	--	--	4	5	4	9	4
	Blues U-18	Finland-Jr. B	41	39	45	84	24	9	1	3	4	14
	Blues U-20	Finland-Jr.	7	2	3	5	2	--	--	--	--	--
2015-16	Sioux City	USHL	49	17	21	38	12	--	--	--	--	--
2016-17	Sioux City	USHL	52	30	24	54	26	13	5	5	10	6
2017-18	Jokerit	KHL	49	19	17	36	28	11	6	1	7	8
	Nashville	NHL	3	0	0	0	0	--	--	--	--	--
2018-19	Milwaukee	AHL	58	15	20	35	24	5	0	0	0	2
	Nashville	NHL	4	1	1	2	0	--	--	--	--	--
2019-20	Milwaukee	AHL	63	21	15	36	18	--	--	--	--	--
2020-21	Nashville	NHL	40	11	11	22	4	4	0	0	0	0
2021-22	Nashville	NHL	75	11	12	23	16	3	1	0	1	2
NHL/PREDATORS TOTALS			122	23	24	47	20	7	1	0	1	2

CAREER NOTES

- Scored 11 goals, the fourth-most on Nashville, in 2020-21.
- Among NHL rookies in 2020-21 was tied for first in game-winning goals (4); tied for second in power-play goals (6); third in power-play points (12); 10th in goals (11); and 12th in points (22).
- His six power-play goals in 2020-21 led the Predators and were tied for the second-most by a rookie in franchise history.
- Skated in four games during the 2018-19 season and three games, including his NHL debut, in 2017-18.
- Recorded his first career NHL goal, assist and multi-point game on Dec. 1, 2018 vs. Chicago.
- Made his NHL debut on March 31, 2018 vs. Buffalo, becoming the fifth-youngest player to ever debut with the Predators (18 years, 343 days).
- Has skated in 121 career AHL games with the Milwaukee Admirals, totaling 71 points (36g-35a).
- Led all Admirals rookies in goals (15), assists (20) and points (35) in 2018-19, his first full professional season in North America.
- Skated in 49 games, scored 19 goals and picked up 36 points with Jokerit of the KHL in 2017-18.
- Set KHL records for goals (19) and assists (17) in a season by a teenager.
- Earned a nod to the 2018 KHL All-Star Game and claimed Rookie of the Month honors in September and October.

- Won a gold medal with Finland at the 2016 U-18 World Championship and the 2019 World Junior Championship; skated for the Finns in two other World Juniors (2017 and 2018) as well as the 2018 World Championship.
- Competed for Finland in the 2018 Olympics and had nine points (3g-6a) in five games, the second-highest point total by a U-19 player in Olympic history.
- Recorded 30 goals and 54 points in 52 games with the USHL's Sioux City Musketeers in 2016-17, earning a spot on the USHL's First All-Star Team.



DID YOU KNOW?

Both of Eeli Tolvanen's older brothers are currently involved in pro hockey. Joona, 30, played professionally in Finland, Poland and France and is now a development coach at the Finland Hockey Academy. Atte, 27, played four seasons at Northern Michigan University and is currently a goaltender for EC Salzburg of the Austrian league.

13

YAKOV TRENNIN

POS: LW | HT: 6-2 | WT: 201 | SHOT: Left



CAREER HIGHLIGHTS

MOST GOALS, GAME

2 - March 27, 2022 vs. Philadelphia

LONGEST GOAL STREAK

3 (3g) - Jan. 4-8, 2022

CAREER OVERTIME POINTS

None

MOST ASSISTS, GAME

2 - Jan. 1, 2022 vs. Chicago

LONGEST ASSIST STREAK

2 (2a) - Jan. 9-12, 2022

FIRST NHL GAME

Oct. 19, 2019 vs. Florida

MOST POINTS, GAME

2 - five times, last: (2g) March 27, 2022 vs. Philadelphia

LONGEST POINT STREAK

4 (3g-2a) - Jan. 1-8, 2022

FIRST NHL GOAL

Dec. 7, 2019 vs. New Jersey (Louis Domingue)

MOST PIM, GAME

7 - three times, last: Jan. 8, 2022 at Arizona

CAREER HAT TRICKS

None

FIRST GAME WITH NASHVILLE

Oct. 19, 2019 vs. Florida

MOST SHOTS, GAME

5 - three times, last: April 28, 2022 at Colorado

CAREER PENALTY SHOTS

None

FIRST GOAL WITH NASHVILLE

Dec. 7, 2019 vs. New Jersey (Louis Domingue)

SINGLE-SEASON HIGHS

GAMES PLAYED

2021-22

80

GOALS

2021-22

17

ASSISTS

2021-22

7

POINTS

2021-22

24

PLUS-MINUS

2021-22

+7

SHOTS

2021-22

136

SOCIAL MEDIA



N/A



trenin_13

INTERNATIONAL RECORD | RUSSIA

YEAR	EVENT	GP	G	A	PTS	PIM
2017	World Junior Championship	7	2	2	4	4

2021-22 SEASON

- Established career highs in games played (80); goals (17); assists (7); points (24); plus-minus (+7); blocked shots (33); and hits (191).
- Fourth on the Predators in hits and sixth in goals.
- Tallied four multi-point outings, including his first career multi-goal game on March 27 vs. Philadelphia.
- Skated in his 100th career NHL game on Jan. 4 at Vegas.
- Posted four points (2g-2a) in four games from Dec. 29-Jan. 4.
- Scored in consecutive games for the first time in his NHL career on Dec. 9 at NY Islanders and Dec. 10 at New Jersey.
- Tied for the Predators team lead in goals during the postseason with three.
- Scored twice in Game 4 of the first round vs. Colorado.



ACQUIRED: July 26, 2015 - Nashville's first choice, 55th overall (second round), in the 2015 NHL Draft
PRONUNCIATION: YA-kawv TREH-nihn | **DOB:** Jan. 13, 1997 | **BIRTHPLACE:** Chelyabinsk, Russia | **HOMETOWN:** Chelyabinsk, Russia

CAREER RECORD			REGULAR SEASON					PLAYOFFS				
SEASON	CLUB	LEAGUE	GP	G	A	PTS	PIM	GP	G	A	PTS	PIM
2013-14	Chelyabinsk-2	Russia-Jr.	22	7	7	14	12	4	0	1	1	2
2014-15	Gatineau	QMJHL	58	18	49	67	34	11	3	8	11	10
2015-16	Gatineau	QMJHL	57	26	35	61	56	5	0	2	2	4
	Milwaukee	AHL	--	--	--	--	--	2	0	1	1	2
2016-17	Gatineau	QMJHL	54	30	37	67	84	7	3	7	10	24
	Milwaukee	AHL	5	1	2	3	2	1	0	0	0	0
2017-18	Milwaukee	AHL	44	5	11	16	16	--	--	--	--	--
2018-19	Milwaukee	AHL	74	14	19	33	39	5	0	3	3	0
2019-20	Milwaukee	AHL	32	20	15	35	29	--	--	--	--	--
	Nashville	NHL	21	2	4	6	9	--	--	--	--	--
2020-21	Nashville	NHL	45	5	6	11	22	6	2	0	2	0
2021-22	Nashville	NHL	80	17	7	24	46	4	3	0	3	4
NHL/PREDATORS TOTALS			146	24	17	41	77	10	5	0	5	4

CAREER NOTES

- Led the Predators in hits (94) during his first full NHL season in 2020-21.
- Is one of four players in Predators history to have multiple postseason games with at least two goals.
- Veteran of 155 career AHL contests with the Milwaukee Admirals, where he's posted 40 goals and 87 points.
- Established AHL career highs in goals (20), points (35) and power-play goals (5) in 2019-20.
- Earned a spot on the 2020 AHL All-Star Classic roster and was named the CCM/AHL Player of the Week on Dec. 1, 2019.
- In his second full professional season in 2018-19, posted 14 goals and career-high 19 assists for 33 points in 74 games.
- Led the Admirals with a +21 rating in 2018-19, which was tied for the 23rd-highest mark in the AHL.
- Tallied 16 (5g-11a) points in his rookie AHL campaign in 2017-18.
- Played three seasons for Gatineau of the QMJHL from 2014-17, scoring 74 goals and 195 points in 169 games.
- Tallied a QMJHL career-best 67 points in two different seasons (2014-15 and 2016-17) and was third on Gatineau in goals (30), assists (37) and points (67) during his final QMJHL season in 2016-17.
- Played in the 2015 CHL/NHL Top Prospects Game.
- Earned a bronze medal with Russia at the 2017 World Junior Championship.



DID YOU KNOW?

Yakov Trenin scored twice in Game 5 of Nashville's 2021 first-round series at Carolina, becoming the fourth rookie in team history to record a multi-goal game in the playoffs.



26

PHILIP TOMASINO

POS: RW | HT: 6-0 | WT: 179 | SHOT: Right



CAREER HIGHLIGHTS

MOST GOALS, GAME

1 - 11 times, last: April 5, 2022 vs. Minnesota

LONGEST GOAL STREAK

2 (2g) - Oct. 21-23, 2021

CAREER OVERTIME POINTS

None

MOST ASSISTS, GAME

2 - Jan. 1, 2022 vs. Chicago

LONGEST ASSIST STREAK

2 - twice, last: (2a) Jan. 20-22, 2022

FIRST NHL GAME

Oct. 14, 2021 vs. Seattle

MOST POINTS, GAME

3 (3a) - March 5, 2022 at San Jose

LONGEST POINT STREAK

4 (2g-4a) - Feb. 24-March 5, 2022

FIRST NHL GOAL

Oct. 21, 2021 vs. NY Rangers (Igor Shesterkin)

MOST PIM, GAME

4 - Nov. 16, 2021 at Toronto

CAREER HAT TRICKS

None

FIRST GAME WITH NASHVILLE

Oct. 14, 2021 vs. Seattle

MOST SHOTS, GAME

5 - twice, last: Jan. 18, 2022 vs. Vancouver

CAREER PENALTY SHOTS

None

FIRST GOAL WITH NASHVILLE

Oct. 21, 2021 vs. NY Rangers (Igor Shesterkin)

SINGLE-SEASON HIGHS

GAMES PLAYED
2021-22 **76**GOALS
2021-22 **11**ASSISTS
2021-22 **21**POINTS
2021-22 **32**PLUS-MINUS
2021-22 **+2**SHOTS
2021-22 **111**

SOCIAL MEDIA

| N/A

| philtomasino26

INTERNATIONAL RECORD | CANADA

YEAR	EVENT	GP	G	A	PTS	PIM
2019	U-18 World Championship	6	1	4	5	2
2021	World Junior Championship	7	4	2	6	0

2021-22 SEASON

- Seventh on the Predators in points with 32 (11g-21a).
- Tied for fifth among NHL rookies in power-play goals (3); tied for eighth in game-winning goals (3); and tied for ninth in power-play points (9).
- Was the third rookie in Predators history to record multiple three-point games in a season

(2), joining Craig Smith (4) and Filip Forsberg (3).

- Set the franchise rookie record in plus-minus with a +5 rating on March 5 at San Jose.
- Scored his first career NHL goal on Oct. 19 vs. Los Angeles.



ACQUIRED: June 21, 2019 - Nashville's first choice, 24th overall (first round), in the 2019 NHL Draft
PRONUNCIATION: FIHL-ihp taw-muh-SEE-noh | **DOB:** July 28, 2001 | **BIRTHPLACE:** Mississauga, Ont. | **HOMETOWN:** Mississauga, Ont.

CAREER RECORD			REGULAR SEASON					PLAYOFFS				
SEASON	CLUB	LEAGUE	GP	G	A	PTS	PIM	GP	G	A	PTS	PIM
2017-18	Niagara	OHL	61	5	19	24	18	10	0	0	0	2
2018-19	Niagara	OHL	67	34	38	72	32	11	4	3	7	5
2019-20	Niagara	OHL	36	22	35	57	20	--	--	--	--	--
	Oshawa	OHL	26	18	25	43	12	--	--	--	--	--
2020-21	Chicago	AHL	29	13	19	32	43	--	--	--	--	--
2021-22	Nashville	NHL	76	11	21	32	10	3	0	0	0	12
NHL/PREDATORS TOTALS			76	11	21	32	10	3	0	0	0	12

CAREER NOTES

- Played in 29 games for Chicago (AHL) in 2020-21 after the OHL canceled its season.
- Tied for the Chicago lead in points (32) and was second in goals (13) and assists (19).
- Recorded 100 points (40g-60a) in 62 OHL games in 2019-20.
- Was fourth in the OHL in points, tied for fifth in assists (60) and ninth in goals (40) in the 2019-20 campaign.
- After being acquired by Oshawa for nine OHL draft picks during 2019-20, posted 43 points (18g-25a) in 26 games to close out the season.
- Tallied 72 points (34g-38a) in 67 OHL games with Niagara in 2018-19, a 48-point and 29-goal improvement from his rookie campaign in 2017-18.
- That same season, led the OHL in game-winning goals with 12.
- Earned a silver medal at the 2021 World Junior Championship, where he tied for second on Canada in goals (4).
- Also competed for Team Canada Black at the 2017 World U-17 Hockey Challenge.



DID YOU KNOW?

Philip Tomasino was named a finalist for the OHL's Red Tilson Trophy, awarded to the league's most outstanding player, in 2020 after hitting the 100-point mark (40g-60a) for the first time.





IN THE SYSTEM

AMATEUR

EUROPEAN PRO/AMATEUR

PROFESSIONAL



EGOR AFANASYEV


POS: LW | HT: 6-4 | WT: 211 | SHOT: Left

ACQUIRED: June 22, 2019 - Nashville's second choice, 45th overall (second round), in the 2019 NHL Draft

PRONUNCIATION: EE-gohr ah-fah-NAH-see-ev | DOB: Jan. 23, 2001 | BIRTHPLACE: Tver, Russia | HOMETOWN: Tver, Russia

CAREER NOTES: Skated in his first professional season in North America with Milwaukee (AHL) in 2021-22, breaking the 10-goal and 30-point marks... Led Milwaukee rookies in assists (21) and was second in goals (12) and points (33)... Spent the 2020-21 season on loan with CSKA Moscow where he skated in 16 regular-season KHL games with CSKA Moscow, tallying six points (2g-4a) and a +1 rating... Appeared in five KHL postseason games, helping his team reach the Gagarin Cup Final, where they fell to Avangard Omsk... Dressed in two games for Zvezda Moscow of the Russian second division and four games for Krasnaya Armiya Moscow of the Russian junior league... Competed for Russia at the 2021 World Junior Championship, finishing second on his team in points with five (2g-3a) in seven games... Won the 2020 Karjala Cup with Russia... In his first OHL season in 2019-20, tied for the Windsor Spitfires' lead in points with 67 (31g-36a)... Led Windsor in goals (31) and power-play points (22) and was second in assists (36)... Posted 18 multi-point games and had a 12-game point streak from Dec. 12-Jan. 9... Competed in the NHL Prospects Showcase for Nashville at Ford Ice Center Antioch in September 2019 and signed an entry-level contract with the team the next month... Led the USHL's Muskegon Lumberjacks in goals (27), assists (35) and points (62) in 2018-19... Completed in the 2019 USHL/NHL Top Prospects Game... Represented Russia at the 2017 World U-17 Challenge and had two goals and five points in five games... Skated for the Detroit Little Caesars U-16 squad in 2016-17.

CAREER RECORD			REGULAR SEASON					PLAYOFFS				
SEASON	CLUB	LEAGUE	GP	G	A	PTS	PIM	GP	G	A	PTS	PIM
2016-17	Little Caesars U-16	HPHL U-16	17	5	3	8	17	--	--	--	--	--
2017-18	Muskegon	USHL	45	6	8	14	16	3	0	2	2	0
2018-19	Muskegon	USHL	58	27	35	62	36	8	2	4	6	8
2019-20	Windsor	OHL	62	31	36	67	40	--	--	--	--	--
2020-21	CSKA Moscow	KHL	16	2	4	6	2	5	0	0	0	0
	Zvezda Moscow	Russia-2	2	0	0	0	0	--	--	--	--	--
	Krasnaya Armiya Moscow	Russia-Jr.	4	5	1	6	0	4	2	0	2	2
2021-22	Milwaukee	AHL	74	12	21	33	45	5	0	0	0	4



YAROSLAV ASKAROV

POS: G | HT: 6-3 | WT: 178 | CATCH: Right

ACQUIRED: Oct. 6, 2020 - Nashville's first choice, 11th overall (first round), in the 2020 NHL Draft

PRONUNCIATION: YAHR-oh-slavh ASK-ah-rohv | DOB: June 16, 2002 | BIRTHPLACE: Omsk, Russia | HOMETOWN: Omsk, Russia

CAREER NOTES: Played most of his age 19 season with SKA-Neva Saint Petersburg (Russia-2) in 2021-22... Helped lead his team to the VHL semifinals by appearing in three postseason games, going 2-1... Played in six KHL contests, allowing two-or-fewer goals four times... Represented Russia in the canceled 2022 World Junior Championship... Spent the majority of his second professional season as an 18-year-old with SKA Saint Petersburg in 2020-21... Went 5-4-0 with a 1.21 goals-against average, .951 save percentage and one shutout in nine KHL appearances... Led all KHL U-21 goaltenders in goals-against average and save percentage and tied for the second-most appearances... Earned his first career KHL shutout on Sept. 17 against Spartak, stopping a season-high 33 shots... Went 2-3-1 in six games with SKA-Neva Saint Petersburg of the Russian second league... Started six games for Russia at the 2021 World Junior Championship, helping his country to a fourth-place finish while going 3-3 with a 2.50 goals-against average and .914 save percentage... Led Russia to the 2020 Karjala Cup title, winning all three of his appearances while posting a 0.98 goals-against average and .962 save percentage... Earned a 29-save shutout in the tournament's final game vs. the Czech Republic... Spent the 2019-20 season with SKA-Neva Saint Petersburg, going 12-3-3 with a .920 save percentage in 18 contests... Made his KHL debut on Nov. 27, 2019 for SKA Saint Petersburg at the age of 17, becoming the second-youngest goalie to ever start a game in the league... Represented Russia in the 2020 World Junior Championship, taking home a silver medal... Won gold at the 2019 U-18 Hlinka Gretzky Cup and earned silver at the 2019 U-18 World Championship, finishing the tournament with a 1.25 goals-against average and .960 save percentage... Earned best goaltender honors in the U-18 tournament despite playing against competition a year older than him... Backstopped Russia to a gold medal in the 2018 World U-17 Hockey Challenge, where he was named a tournament all-star.

CAREER RECORD			REGULAR SEASON								PLAYOFFS						
SEASON	CLUB	LEAGUE	GP	W	L	O/T	MINS	GA	SO	GAA	GP	W	L	MINS	GA	SO	GAA
2017-18	Buldogi Saint Petersburg U-16	Russia U-16	16	--	--	--	--	--	--	1.96	--	--	--	--	--	--	--
2018-19	SKA-Varyagi im. Morozova	Russia-Jr.	31	15	12	4	1724	68	4	2.37	4	1	2	166	10	0	3.61
2019-20	SKA-Neva Saint Petersburg	Russia-2	18	12	3	3	1052	43	1	2.45	--	--	--	--	--	--	--
2020-21	SKA Saint Petersburg	KHL	1	1	0	0	60	2	0	2.00	--	--	--	--	--	--	--
	SKA Saint Petersburg	KHL	9	5	4	0	495	10	1	1.21	--	--	--	--	--	--	--
	SKA-Neva Saint Petersburg	Russia-2	6	2	3	1	367	13	0	2.12	--	--	--	--	--	--	--
2021-22	SKA-1946 Saint Petersburg	Russia-Jr.	2	2	0	0	120	1	1	0.50	7	3	4	430	17	0	2.37
	SKA Saint Petersburg	KHL	6	2	1	2	298	9	0	1.81	--	--	--	--	--	--	--
	SKA-Neva Saint Petersburg	Russia-2	9	5	2	2	536	23	1	2.57	3	2	1	179	6	0	2.01



IN THE SYSTEM

AMATEUR

EUROPEAN PRO/AMATEUR

PROFESSIONAL



ALEXANDER CAMPBELL

POS: C | HT: 5-10 | WT: 176 | SHOT: Left

ACQUIRED: June 22, 2019 - Nashville's third choice, 65th overall (third round), in the 2019 NHL Draft

PRONUNCIATION: al-ehx-AN-duhr KAM-buhl DOB: Feb. 27, 2001 BIRTHPLACE: Châteauguay, Que. HOMETOWN: Châteauguay, Que.

CAREER NOTES: Will play his junior season at Clarkson University (ECAC) in 2022-23... Led Clarkson in goals (16) and was second in points (33) during his sophomore season at Clarkson in 2021-22... Established NCAA career highs in goals, assists (17) and points... Named ECAC Hockey First-Team All-League... Skated in 22 games as a freshman in 2020-21, recording 17 points (4g-13a)... Tied for second on his team in points (17) and was second in assists (13)... Finished 17th among NCAA freshman skaters in scoring... Named the ECAC's First Star of the Week on Dec. 14 after recording his first collegiate four-point game (2g-2a) on Dec. 13 vs. Mercyhurst... In 2019-20, his lone season in the USHL, led Omaha Lancers in points (57), goals (18) and assists (39)... Among USHL skaters, finished third in assists, tied for fifth in points and seventh in points per game (1.24)... Named to the 2020 AHL-USHL First Team... Was second on the BCHL's Victoria Grizzlies in points with 67 (21g-46a) in 2018-19, his only season in the league... Earned the 2019 Bruce Allison Memorial Trophy as the BCHL's rookie of the year... Ranked second among BCHL rookies in assists (46)... Added 15 points (8g-7a) in 14 postseason games... Spent the 2017-18 season with Stanstead College in Stanstead, Que., playing in 71 total games... Product of the Collège Ste-Anne (Lachine, Que.) youth hockey program.

CAREER RECORD			REGULAR SEASON					PLAYOFFS				
SEASON	CLUB	LEAGUE	GP	G	A	PTS	PIM	GP	G	A	PTS	PIM
2016-17	Collège Ste-Anne U-18	LHPS U-18	28	33	42	75	8	3	4	4	8	0
2017-18	Stanstead College	Que.-HS	50	39	35	74	--	--	--	--	--	--
	Stanstead College	MPHL	21	21	14	35	4	--	--	--	--	--
2018-19	Victoria	BCHL	53	21	46	67	6	14	8	7	15	0
2019-20	Omaha	USHL	46	18	39	57	8	--	--	--	--	--
2020-21	Clarkson	ECAC	22	4	13	17	2	--	--	--	--	--
2021-22	Clarkson	ECAC	37	16	17	33	2	--	--	--	--	--



SEMYON CHISTYAKOV

POS: D | HT: 5-10 | WT: 179 | SHOT: Left

ACQUIRED: June 22, 2019 - Nashville's fifth choice, 117th overall (fourth round), in the 2019 NHL Draft

PRONUNCIATION: seh-m-YAWN chee-AHST-YA-kaw DOB: Aug. 7, 2001 BIRTHPLACE: Yekaterinburg, Russia HOMETOWN: Yekaterinburg, Russia

CAREER NOTES: Will play for Avangard Omsk (KHL) in 2022-23... Posted two assists in 33 games with Avangard Omsk in 2021-22... Also spent time with Omskie Krylia of the Russian second league (VHL) and Omskie Yastreby of the Russian junior league (MHL)... Won the 2021 Gagarin Cup with Avangard Omsk in his first full professional season in 2020-21... Skated in 39 regular-season KHL games, the fifth-most among U-20 defensemen... Tallied three points (1g-2a) and a +4 rating while averaging 8:37 of ice time... Skated in 20 postseason games, recording two points (1g-1a) and a +1 rating... Served as an alternate captain for Russia at the 2021 World Junior Championship, posting three assists and a +1 rating... Won gold at the 2020 Karjala Cup for Russia, recording one assist... Spent the 2019-20 season playing in the MHL, beginning with Tolpar Ufa before being traded to Omskie Yastreby... Helped lead Omskie to the league's quarterfinals... Posted 11 points (1g-10a) in 32 games as a MHL rookie for Tolpar Ufa in 2018-19... Served as an alternate captain for Russia's silver-medal earning team at the 2019 World U-18 Championship... Spent the 2017-18 season with Tolpar Ufa (16 games) and Salavat Yulaev Ufa's U-17 team.

CAREER RECORD			REGULAR SEASON					PLAYOFFS				
SEASON	CLUB	LEAGUE	GP	G	A	PTS	PIM	GP	G	A	PTS	PIM
2016-17	Traktor Chelyabinsk U-16	Russia U-16	16	3	8	11	10	--	--	--	--	--
	Salavat Yulaev Ufa U-16	Russia U-16	16	3	8	11	10	--	--	--	--	--
2017-18	Salavat Yulaev Ufa U-17	Russia U-17	24	3	9	12	26	--	--	--	--	--
	Tolpar Ufa	Russia-Jr.	16	1	4	5	18	3	0	1	1	0
2018-19	Salavat Yulaev Ufa U-18	Russia U-18	4	1	2	3	2	--	--	--	--	--
	Tolpar Ufa	Russia-Jr.	32	1	10	11	20	7	0	1	1	29
2019-20	Tolpar Ufa	Russia-Jr.	16	3	8	11	31	--	--	--	--	--
	Omskie Yastreby	Russia-Jr.	11	1	9	10	2	4	0	1	1	0
2020-21	Avangard Omsk	KHL	39	1	2	3	6	20	1	1	2	2
2021-22	Avangard Omsk	KHL	33	0	2	2	6	8	0	0	0	0
	Omskie Krylia	Russia-2	3	0	1	1	2	--	--	--	--	--
	Omskie Yastreby	Russia-Jr.	--	--	--	--	--	1	0	0	0	0



IN THE SYSTEM

AMATEUR

EUROPEAN PRO/AMATEUR

PROFESSIONAL



DEVIN COOLEY


POS: G | HT: 6-5 | WT: 194 | CATCH: Left

ACQUIRED: Sept. 29, 2020 - Signed as a free agent

PRONUNCIATION: DEH-vihn KOO-lee | DOB: May 25, 1997 | BIRTHPLACE: Los Gatos, Calif. | HOMETOWN: Los Gatos, Calif.

CAREER NOTES: Played most of 2021-22 with the AHL's Milwaukee Admirals, going 8-10-2... Made at least 30 saves on four different occasions, headlined by a season-high 38-save performance in a win on Dec. 22 at Grand Rapids... Made 42 saves, the second-most by a Florida (ECHL) goaltender in a game during the regular season, on Dec. 18 vs. Atlanta... Suited up in both the AHL and ECHL in 2020-21, his first professional season... Spent the majority of the season with the ECHL's Florida Everblades and went 12-7-2 with a 2.95 goals-against average and .911 save percentage... Named the ECHL Goaltender of the Week on Dec. 22 after winning both of his first two pro starts with a .952 save percentage... Earned the win in his AHL debut with the Chicago Wolves on March 28 at Rockford... Appeared in nine games as a junior with the University of Denver in 2019-20, going 4-3-2 with two shutouts and a 2.08 goals-against average... Earned NCHC Goalie of the Week honors after pitching a shutout on Dec. 13 vs. Colorado College... Made a personal NCAA-best 20 appearances as a sophomore in 2018-19... Shared the Pioneers' 2019 Team MVP award and won the most improved player award... Posted a .933 save percentage, the second-highest in Denver school history... Twice named NCHC Goalie of the Week... Helped Denver reach the 2019 Frozen Four by finishing the season with an 11-6-2 record, posting four shutouts and a 1.85 goals-against average... Suited up for three games as a freshman at Denver in 2017-18 as the Pioneers won the NCHC championship... Split the 2016-17 season between the NAHL's Springfield Jr. Blues and BCHL's Wenatchee Wild... Helped lead the Wild to the BCHL's Mainland Division final... Went 6-6-2 for the USHL's Muskegon Lumberjacks in 2015-16... Product of the San Jose Jr. Sharks program.

CAREER RECORD			REGULAR SEASON									PLAYOFFS						
SEASON	CLUB	LEAGUE	GP	W	L	O/T	MINS	GA	SO	GAA	GP	W	L	MINS	GA	SO	GAA	
2015-16	Muskegon	USHL	19	6	6	2	911	65	0	4.28	--	--	--	--	--	--	--	
2016-17	Springfield	NAHL	10	3	6	1	571	29	1	3.05	--	--	--	--	--	--	--	
	Wenatchee	BCHL	14	7	3	0	686	28	3	2.45	2	0	2	55	5	0	5.44	
2017-18	Denver	NCHC	3	0	0	0	20	1	0	2.99	--	--	--	--	--	--	--	
2018-19	Denver	NCHC	20	11	6	2	1169	36	4	1.85	--	--	--	--	--	--	--	
2019-20	Denver	NCHC	9	4	3	2	519	18	2	2.08	--	--	--	--	--	--	--	
2020-21	Florida	ECHL	22	12	7	2	1221	60	1	2.95	1	0	0	25	0	0	0.00	
	Chicago	AHL	2	2	0	0	120	6	0	3.00	--	--	--	--	--	--	--	
2021-22	Milwaukee	AHL	23	8	10	2	1235	64	0	3.11	--	--	--	--	--	--	--	
	Florida	ECHL	3	2	1	0	177	4	0	1.36	--	--	--	--	--	--	--	



MARC DEL GAIZO

POS: D | HT: 5-11 | WT: 188 | SHOT: Left

ACQUIRED: June 22, 2019 - Nashville's fourth choice, 109th overall (fourth round), in the 2019 NHL Draft

PRONUNCIATION: MAHRK DEHL GUY-zoh | DOB: Oct. 11, 1999 | BIRTHPLACE: Basking Ridge, N.J. | HOMETOWN: Basking Ridge, N.J.

CAREER NOTES: Tied for second among Milwaukee (AHL) defensemen in goals (6); was third in points (19) and tied for third in assists (13) as a rookie in 2021-22... Joined the AHL's Chicago Wolves following the conclusion of his collegiate career, skating in nine games during the 2020-21 season... Helped lead UMass Amherst to their first-ever NCAA Division I championship... Became the second Predators draft pick (Colin Wilson, 2009 with BU) to earn a Frozen Four title... Talled two assists and a +4 rating in four NCAA Tournament contests... Capped off his junior season with 14 points (3g-11a) in 27 games and served as an alternate captain... Named to the 2021 Hockey East All-Star Third Team... Finished fourth among NCAA blueliners in plus-minus at +21... Talled 15 points (4g-11a) in 22 games as a sophomore at UMass Amherst in 2019-20... Was second among all Minutemen defensemen in points and had a +9 rating... Posted 29 points (13g-16a) in 41 games with the Minutemen in 2018-19, his freshman campaign... Ranked second among team defensemen in points... Helped lead UMass Amherst to its first Frozen Four in school history... Named to the 2019 Hockey East All-Rookie Team and Hockey East Third All-Star Team... Led Muskegon Lumberjacks (USHL) defensemen in points with 38 (12g-26a) in 2017-18... His 12 goals were the most among USHL blueliners... Named to the 2018 USHL Second All-Star Team... Had 23 points (3g-20a) in his first USHL season with Muskegon in 2016-17 en route to a spot on the league's All-Rookie Second Team.

CAREER RECORD			REGULAR SEASON						PLAYOFFS					
SEASON	CLUB	LEAGUE	GP	G	A	PTS	PIM		GP	G	A	PTS	PIM	
2014-15	New Jersey Rockets U-16	TIEHL U-16	27	5	6	11	12		4	1	0	1	15	
2015-16	New Jersey Rockets	EHL	34	7	19	26	52		2	0	3	3	0	
	Muskegon	USHL	2	0	0	0	0		--	--	--	--	--	
2016-17	Muskegon	USHL	58	3	20	23	51		4	1	0	1	2	
2017-18	Muskegon	USHL	59	12	26	38	69		3	2	2	4	4	
2018-19	UMass Amherst	Hockey East	41	13	16	29	26		--	--	--	--	--	
2019-20	UMass Amherst	Hockey East	22	4	11	15	14		--	--	--	--	--	
2020-21	UMass Amherst	Hockey East	27	3	11	14	4		--	--	--	--	--	
	Chicago	AHL	9	0	5	5	0		--	--	--	--	--	
2021-22	Milwaukee	AHL	67	6	13	19	28		9	0	0	0	4	




IN THE SYSTEM

AMATEUR

EUROPEAN PRO/AMATEUR

PROFESSIONAL



LUKE EVANGELISTA

POS: RW | HT: 6-0 | WT: 183 | SHOT: Right

ACQUIRED: Oct. 7, 2020 - Nashville's second choice, 42nd overall (second round), in the 2020 NHL Draft

PRONUNCIATION: LEW-EE-VAN-juh-LEE-stuh | DOB: Feb. 21, 2002 | BIRTHPLACE: Oakville, Ont. | HOMETOWN: Oakville, Ont.

CAREER NOTES: Claimed the OHL's London Knights in 2021-22... Led the OHL in goals (55) and was fourth in points (111)... Topped all London skaters in goals, assists (56), points and plus-minus (+29)... Owned the most points in an OHL regular season by a Predators draft pick, a previously held by David Legwand in 1997-98 (105)... Was the third player drafted by the Predators to score at least 50 goals in a CHL season, joining Legwand and Alexander Radulov... Recognized as a Top 3 player in the Western Conference in several categories in the OHL's year-end coaches poll, including best shootout shooter (first); smartest player (second); most dangerous in goal area (second); and best playmaker (third)... Concluded the regular season with 30 multi-point performances - including nine games with at least four points - and 14 multi-goal games... Appeared in 14 games for the AHL's Chicago Wolves in 2020-21, recording four assists, after the OHL canceled its season... Tallied two points (2a) in three games from May 10-14... Signed a three-year, entry-level contract with the Predators on Nov. 9, 2020... Played in 62 games London in 2019-20, tallying 61 points (23g-38a), 57 of which came at even-strength... Netted six game-winning goals, the second-most on his team... Compared to his rookie OHL season in 2018-19 (two assists in 27 games), he posted a 59-point improvement... Skated in 27 games as an OHL rookie with London in 2018-19... Competed for Canada White at the 2018 World U-17 Hockey Challenge, posting an assist in five games... Is second cousins with two-time Stanley Cup champion and Hockey Hall of Famer Brendan Shanahan.

CAREER RECORD			REGULAR SEASON					PLAYOFFS				
SEASON	CLUB	LEAGUE	GP	G	A	PTS	PIM	GP	G	A	PTS	PIM
2017-18	Oakville Rangers U-16	SCTA U-16	36	39	51	90	30	--	--	--	--	--
2018-19	London	OHL	27	0	2	2	4	--	--	--	--	--
2019-20	London	OHL	62	23	38	61	12	--	--	--	--	--
2020-21	Chicago	AHL	14	0	4	4	4	--	--	--	--	--
2021-22	London	OHL	62	55	56	111	48	7	2	4	6	0



GUNNARWOLFE FONTAINE

POS: LW | HT: 5-8 | WT: 175 | SHOT: Left

ACQUIRED: Oct. 7, 2020 - Nashville's sixth choice, 202nd overall (seventh round), in the 2020 NHL Draft

PRONUNCIATION: GUHN-nuhr-wulf fawn-TAYN | DOB: Sept. 16, 2000 | BIRTHPLACE: Providence, R.I. | HOMETOWN: East Greenwich, R.I.

CAREER NOTES: Will skate in his junior season at Northeastern University in 2022-23... Led Northeastern in assists (17) as a sophomore in 2021-22... Third on his team in points (25) and tied for third in goals (8)... Helped lead the Huskies to the No. 1 seed in the Hockey East Tournament and a berth in the NCAA Tournament... Tallied 15 points (6g-9a) in 21 games as a freshman at Northeastern in 2020-21... Named to the 2021 Hockey East All-Rookie Team... Tied for fourth on his team in points... Earned Hockey East Rookie of the Week honors on Dec. 28 after tallying a career-high three points (2g-1a) at Vermont on Dec. 26... Set USHL career highs in goals (26), assists (31), points (57) and plus-minus (+26) in 2019-20 with the Chicago Steel, his second season with the team... Was second among team forwards in plus-minus and was fourth among all team skaters in points... Posted 43 points (20g-23a) in 60 games during his rookie USHL campaign in 2018-19... Added 12 points (6g-6a), the third-most on Chicago, in nine postseason contests.

CAREER RECORD			REGULAR SEASON					PLAYOFFS				
SEASON	CLUB	LEAGUE	GP	G	A	PTS	PIM	GP	G	A	PTS	PIM
2017-18	Lawrence Academy	Mass.-HS	32	19	31	50	--	--	--	--	--	--
	Boston Little Bruins	Mass. U-18	7	7	3	10	--	--	--	--	--	--
2018-19	Chicago	USHL	60	20	23	43	4	9	6	6	12	2
2019-20	Chicago	USHL	45	26	31	57	18	--	--	--	--	--
2020-21	Northeastern	Hockey East	21	6	9	15	29	--	--	--	--	--
2021-22	Northeastern	Hockey East	39	8	17	25	20	--	--	--	--	--



IN THE SYSTEM

AMATEUR

EUROPEAN PRO/AMATEUR

PROFESSIONAL



KEVIN GRAVEL

POS: D | **HT:** 6-4 | **WT:** 205 | **SHOT:** Left

ACQUIRED: July 14, 2022 - Signed as a free agent

PRONUNCIATION: KEH-vihn gra-VEHL | **DOB:** March 6, 1992 | **BIRTHPLACE:** Kingsford, Mich. | **HOMETOWN:** Kingsford, Mich.

CAREER NOTES: Spent the 2021-22 season with Stockton (AHL), tallying 14 points (3g-11a), his most since the 2015-16 campaign... Added three assists in 13 Calder Cup Playoff performances... Served as an alternate captain for Bakersfield (AHL) in 2020-21, his second stint with the organization (2018-19)... Split the previous five seasons between the NHL and AHL, appearing in 109 NHL contests with Los Angeles (2015-18), Edmonton (2018-19) and Toronto (2019-20) and logging 13 points (1g-12a)... At the AHL level, spent time with Toronto, Bakersfield and Ontario, sporting an 'A' on his sweater during his final two seasons with the Reign (2016-18)... Won the Calder Cup during his first full professional season in 2014-15 with Manchester, recording 15 points (6g-9a) in 58 games while tacking on an additional five points (5g) in 19 postseason contests... Made his pro debut with Manchester in 2013-14 after closing out a four-year career at St. Cloud State... Captained his team as a senior in 2013-14, helping lead the Huskies to the NCHC regular-season title... Represented the U.S. at the 2012 World Junior Championship... Named to the USHL All-Star Game in 2009-10, his lone season in the league.

CAREER RECORD			REGULAR SEASON					PLAYOFFS				
SEASON	CLUB	LEAGUE	GP	G	A	PTS	PIM	GP	G	A	PTS	PIM
2008-09	Marquette	NAHL	58	3	11	14	29	--	--	--	--	--
	U.S. NTDP	U-17	3	0	1	1	4	--	--	--	--	--
2009-10	Sioux City	USHL	53	3	3	6	36	--	--	--	--	--
2010-11	St. Cloud State	WCHA	36	1	5	6	4	--	--	--	--	--
2011-12	St. Cloud State	WCHA	37	1	7	8	12	--	--	--	--	--
2012-13	St. Cloud State	WCHA	42	1	11	12	25	--	--	--	--	--
2013-14	St. Cloud State	NCHC	38	10	13	23	2	--	--	--	--	--
	Manchester	AHL	5	0	0	0	2	--	--	--	--	--
2014-15	Manchester	AHL	58	6	9	15	23	19	0	5	5	0
2015-16	Los Angeles	NHL	5	0	0	0	0	--	--	--	--	--
	Ontario	AHL	55	7	13	20	30	12	1	6	7	4
2016-17	Los Angeles	NHL	49	1	6	7	6	--	--	--	--	--
	Ontario	AHL	6	0	2	2	0	--	--	--	--	--
2017-18	Los Angeles	NHL	16	0	3	3	2	1	0	0	0	0
	Ontario	AHL	25	3	8	11	17	--	--	--	--	--
2018-19	Edmonton	NHL	36	0	3	3	4	--	--	--	--	--
	Bakersfield	AHL	5	0	1	1	0	--	--	--	--	--
2019-20	Toronto	NHL	3	0	0	0	0	--	--	--	--	--
	Toronto	AHL	23	1	2	3	8	--	--	--	--	--
2020-21	Bakersfield	AHL	37	1	7	8	17	6	0	2	2	0
2021-22	Stockton	AHL	59	3	11	14	11	13	0	3	3	6
NHL TOTALS			109	1	12	13	12	1	0	0	0	0



IN THE SYSTEM

AMATEUR

EUROPEAN PRO/AMATEUR

PROFESSIONAL



JORDAN GROSS

POS: D | HT: 5-10 | WT: 190 | SHOT: Right

ACQUIRED: July 14, 2022 - Signed as a free agent

PRONUNCIATION: JOHR-duhn GROHS | DOB: May 9, 1995 | BIRTHPLACE: Maple Grove, Minn. | HOMETOWN: Maple Grove, Minn.

CAREER NOTES: Earned the Eddie Shore Award as the AHL's best defenseman with Colorado in 2021-22... Led all AHL blueliners in assists (55) and points (65)... Named to the AHL's First All-Star Team... Also appeared in one NHL game with Colorado, the 10th of his career after skating in nine with Arizona from 2019-21... Played his first two full professional seasons with Tucson (2018-20)... Made his AHL debut in 2017-18 after closing out a four-year career at the University of Notre Dame from 2014-18... Tallied 121 points (36g-85a) in 159 games with the Fighting Irish... Earned several honors as a senior after leading his team to the Big Ten title, including being named to the NCAA All-Tournament Team, Big Ten All-Tournament Team and Big Ten First All-Star Team... Was an honorable mention for the Hockey East All-Star Team in 2016-17... Named to the Hockey East Second All-Star Team in 2015-16... Completed in the USHL/NHL Top Prospects Team in 2012-13... Won the USHL's Clark Cup in 2011-12 with Green Bay.

CAREER RECORD			REGULAR SEASON					PLAYOFFS				
SEASON	CLUB	LEAGUE	GP	G	A	PTS	PIM	GP	G	A	PTS	PIM
2010-11	Maple Grove	Minn.-HS	25	6	18	24	8	3	2	4	6	4
2011-12	Maple Grove	Minn.-HS	25	15	24	39	27	3	2	5	7	2
	Green Bay	USHL	6	2	0	2	0	--	--	--	--	--
2012-13	Green Bay	USHL	64	7	24	21	12	4	0	1	1	2
2013-14	Green Bay	USHL	50	2	23	25	31	4	0	2	2	6
2014-15	Notre Dame	Hockey East	42	7	21	28	14	--	--	--	--	--
2015-16	Notre Dame	Hockey East	37	9	22	31	30	--	--	--	--	--
2016-17	Notre Dame	Hockey East	40	10	22	32	12	--	--	--	--	--
2017-18	Notre Dame	Big Ten	40	10	20	30	26	--	--	--	--	--
	Tucson	AHL	1	0	2	2	0	--	--	--	--	--
2018-19	Tucson	AHL	61	5	20	25	28	--	--	--	--	--
	Arizona	NHL	2	0	1	1	0	--	--	--	--	--
2020-21	Tucson	AHL	56	10	17	27	14	--	--	--	--	--
	Arizona	NHL	7	0	3	3	2	--	--	--	--	--
2021-22	Colorado	NHL	1	0	0	0	4	--	--	--	--	--
	Colorado	AHL	61	10	55	65	44	9	1	9	10	6
NHL TOTALS			10	0	4	4	6	--	--	--	--	--



ETHAN HAIDER

POS: G | HT: 6-4 | WT: 190 | CATCH: Left

ACQUIRED: June 22, 2019 - Nashville's sixth choice, 148th overall (fifth round), in the 2019 NHL Draft

PRONUNCIATION: EE-tuhn HIGH-duhr | DOB: Sept. 4, 2001 | BIRTHPLACE: Maple Grove, Minn. | HOMETOWN: Maple Grove, Minn.

CAREER NOTES: Will play in his junior season at Clarkson University in 2022-23... Appeared in a career-high 29 games for Clarkson in 2021-22, going 13-10-5... Nominated for the 2022 Mike Richter Award... Twice named the ECAC Goaltender of the Week... Finished 2020-21, his freshman season at Clarkson, with a 7-5-4 record, 2.00 goals-against average and .921 save percentage... Named the 2021 ECAC Rookie of the Year after posting 1.58 goals-against average and .938 save percentage in conference play... Concluded the season second among NCAA freshmen goaltenders in goals-against average and fifth in save percentage... Among all NCAA goalies was 12th in goals-against average... Played in 35 games for the Sioux City Musketeers in 2019-20, his only USHL season... Went 11-15-6, stopping at least 30 shots in nine games... Represented the U.S. at the World Junior A Challenge in December 2019, earning a bronze medal... Spent the 2018-19 season with the NAHL's Minnesota Magicians, going 19-13-2... Ranked second in save percentage (.926) and third in goals-against average (2.35) among NAHL rookies... Skated for his hometown Maple Grove High School for two seasons from 2016-18.

CAREER RECORD			REGULAR SEASON								PLAYOFFS						
SEASON	CLUB	LEAGUE	GP	W	L	O/T	MINS	GA	SO	GAA	GP	W	L	MINS	GA	SO	GAA
2017-18	Team Northwest	UMHSEHL	12	5	6	0	657	55	0	5.02	1	0	1	40	5	0	7.50
	Maple Grove High	Minn.-HS	23	9	11	3	1195	69	1	2.94	3	2	1	153	8	1	2.67
	Minnesota	NAHL	1	0	0	0	20	1	0	3.00	--	--	--	--	--	--	--
2018-19	Minnesota	NAHL	37	19	13	2	2096	82	3	2.35	6	3	3	360	22	1	3.67
2019-20	Sioux City	USHL	35	11	15	6	1971	109	0	3.32	--	--	--	--	--	--	--
2020-21	Clarkson	ECAC	16	7	5	4	960	32	0	2.00	--	--	--	--	--	--	--
2021-22	Clarkson	ECAC	29	13	10	5	1681	67	3	2.39	--	--	--	--	--	--	--




IN THE SYSTEM

AMATEUR

EUROPEAN PRO/AMATEUR

PROFESSIONAL



JIMMY HUNTINGTON

POS: C | HT: 6-0 | WT: 200 | SHOT: Left

ACQUIRED: Feb. 1, 2022 - Acquired from Tampa Bay for forward Anthony Richard

PRONUNCIATION: JIHM-ee HUHT-ihng-tuhn | DOB: Nov. 18, 1998 | BIRTHPLACE: Laval, Que. | HOMETOWN: Laval, Que.

CAREER NOTES: Tallied 23 points (7g-16a) in 34 games with Milwaukee (AHL) in 2021-22 after being acquired from Tampa Bay mid-season.... In 61 total AHL games with Milwaukee and Syracuse, established career highs in goals (13), assists (22) and points (35).... Split time between the AHL and ECHL in the previous two seasons, skating for Syracuse and Orlando.... Made his professional debut in 2019-20 following five seasons in the OJHL with Acadie-Bathurst, Victoriaville and Rimouski (2015-19).... Served as an alternate captain for Rimouski in 2018-19, the same season he set OJHL career highs in goals (40), assists (52) and points (92) and was named to the league's Second All-Star Team.

CAREER RECORD			REGULAR SEASON					PLAYOFFS				
SEASON	CLUB	LEAGUE	GP	G	A	PTS	PIM	GP	G	A	PTS	PIM
2014-15	Laval-Montreal	OMAA	30	8	8	16	16	--	--	--	--	--
	Acadie-Bathurst	OMJHL	29	0	2	2	2	--	--	--	--	--
2015-16	Victoriaville	OMJHL	63	5	10	15	38	5	0	0	0	2
2016-17	Victoriaville	OMJHL	64	6	15	21	31	4	1	0	1	0
2017-18	Victoriaville	OMJHL	68	18	40	58	42	13	3	7	10	4
2018-19	Rimouski	OMJHL	66	40	52	92	52	13	7	9	16	6
2019-20	Syracuse	AHL	33	0	3	3	6	--	--	--	--	--
	Orlando	ECHL	12	3	5	8	2	--	--	--	--	--
2020-21	Syracuse	AHL	28	5	9	14	16	--	--	--	--	--
	Orlando	ECHL	5	2	2	4	4	--	--	--	--	--
2021-22	Syracuse	AHL	27	6	6	12	21	--	--	--	--	--
	Milwaukee	AHL	34	7	16	23	14	9	4	1	5	14



MARK JANKOWSKI

POS: C | HT: 6-4 | WT: 212 | SHOT: Left

ACQUIRED: July 14, 2022 - Signed as a free agent

PRONUNCIATION: MAHRK jan-KOW-skee | DOB: Sept. 13, 1994 | BIRTHPLACE: Hamilton, Ont. | HOMETOWN: Hamilton, Ont.

CAREER NOTES: Split the 2021-22 campaign between the NHL (Buffalo) and AHL (Rochester).... Produced at nearly a point-per-game rate in the AHL, tallying 27 points (10g-17a) in 32 contests.... Played the previous three seasons as a full-time NHLer with Pittsburgh and Calgary, recording a career-high 32 points (14g-18a) in 2018-19 with the Flames.... Skated in his first full NHL season with Calgary in 2017-18, finishing tied for fifth on his team in goals with a career-high 17.... Named to the AHL All-Rookie Team with Stockton in 2016-17.... That same season, was selected to the 2017 AHL All-Star Classic, led AHL rookies in goals (27) and was named the AHL Rookie of the Month (March).... Made his pro debut with Stockton in 2015-16 after concluding a four-year career at Providence College.... Served as an alternate captain and was named to the Hockey East First All-Star Team and NCAA East Second All-American Team as a senior in 2015-16.... Won the NCAA title and was selected to the NCAA All-Tournament Team in 2014-15.

CAREER RECORD			REGULAR SEASON					PLAYOFFS				
SEASON	CLUB	LEAGUE	GP	G	A	PTS	PIM	GP	G	A	PTS	PIM
2011-12	Stanstead College	CAHS	41	31	26	57	22	--	--	--	--	--
	Stanstead College	MPHL	13	19	11	30	12	3	3	4	7	0
2012-13	Providence	Hockey East	34	7	11	18	10	--	--	--	--	--
2013-14	Providence	Hockey East	39	13	12	25	14	--	--	--	--	--
2014-15	Providence	Hockey East	37	8	19	27	14	--	--	--	--	--
2015-16	Providence	Hockey East	38	15	25	40	28	--	--	--	--	--
	Stockton	AHL	8	2	4	6	0	--	--	--	--	--
2016-17	Calgary	NHL	1	0	0	0	0	--	--	--	--	--
	Stockton	AHL	64	27	29	56	29	5	1	4	5	0
2017-18	Calgary	NHL	72	17	8	25	33	--	--	--	--	--
	Stockton	AHL	6	5	3	8	12	--	--	--	--	--
2018-19	Calgary	NHL	79	14	18	32	12	5	0	0	0	0
2019-20	Calgary	NHL	56	5	2	7	14	5	0	0	0	0
2020-21	Pittsburgh	NHL	45	4	7	11	6	--	--	--	--	--
2021-22	Buffalo	NHL	19	2	3	5	4	--	--	--	--	--
	Rochester	AHL	32	10	17	27	18	10	6	1	7	2
NHL TOTALS			272	42	38	80	69	10	0	0	0	0



IN THE SYSTEM

AMATEUR

EUROPEAN PRO/AMATEUR

PROFESSIONAL



SIMON KNAK

POS: RW | HT: 6-1 | WT: 185 | SHOT: Left

ACQUIRED: July 24, 2021 - Nashville's sixth choice, 179th overall (sixth round), in the 2021 NHL Draft

PRONUNCIATION: SIGN-muhn NAK | DOB: Jan. 27, 2002 | BIRTHPLACE: Zürich, Switzerland | HOMETOWN: Zürich, Switzerland

CAREER NOTES: Will play for the Swiss National League's HC Davos in 2022-23... Recorded 11 points (6g-5a) in 42 games for Davos in 2021-22... Captained Switzerland at the 2022 World Junior Championship, scoring twice in five games... Split the 2020-21 campaign between Davos and Portland (WHL)... Tallied eight points (3g-5a) in 25 appearances for Davos, his first National League season... Spent the remainder of the season with Portland, where he had 29 points (16g-13a) in 24 games... Captained Switzerland at the 2021 World Junior Championship, where he earned a nod as one of his country's top-3 players in the competition... Posted 34 points (9g-25a) in 49 games as a WHL rookie in 2019-20 with Portland... Also skated in the 2020 World Junior Championship and had two goals in five games as a 17 year old... Product of the EHC Kloten youth hockey program, located in Kloten, Switzerland.

CAREER RECORD			REGULAR SEASON					PLAYOFFS				
SEASON	CLUB	LEAGUE	GP	G	A	PTS	PIM	GP	G	A	PTS	PIM
2019-20	Portland	WHL	49	9	25	34	6	--	--	--	--	--
2020-21	HC Davos	Swiss	25	3	5	8	6	--	--	--	--	--
	Portland	WHL	24	16	13	29	6	--	-	--	--	--
2021-22	HC Davos	Swiss	42	6	5	11	10	9	2	2	4	0



JACHYM KONDELIK

POS: C | HT: 6-6 | WT: 227 | SHOT: Left

ACQUIRED: June 23, 2018 - Nashville's first choice, 111th overall (fourth round), in the 2018 NHL Draft

PRONUNCIATION: YA-come CON-duh-leak | DOB: Dec. 21, 1999 | BIRTHPLACE: Hannover, Germany | HOMETOWN: Hannover, Germany

CAREER NOTES: Captained UConn to its first-ever appearance in the Hockey East Tournament championship game in 2021-22... Established NCAA career highs in games played (36), goals (12), assists (21) and points (33) as a senior... Named Hockey East's Best Defensive Forward and earned a spot on the conference's Second All-Star Team... Set the UConn Division I record for career assists (76)... His 104 collegiate points (28g-76a) were the most by a UConn player in its Hockey East era (2014-present)... Signed an entry-level contract with the Predators on March 21 and joined Milwaukee (AHL) at the conclusion of his NCAA career... Posted 22 points (4g-18a) in 23 games in his junior season at UConn in 2020-21... Named to the 2021 Hockey East All-Star Third Team... Led his team in assists (18) and was second in points... Finished 10th among NCAA skaters in assists per game (.78) and tied for 17th in assists... Tied for third on Connecticut in points with 23 (8g-15a) in 2019-20, his sophomore season... Won 311 total faceoffs, the fifth-most in Hockey East... Had 26 points (4g-22a) in 33 games as a freshman at UConn in 2018-19... Posted a team-leading 22 assists; also the most among NCAA freshmen... Had two points (1g-1a) in five 2019 World Junior Championship games, helping Czechia reach the quarterfinals... Recorded 34 points (16g-18a) in 44 games with the USHL's Muskegon Lumberjacks in 2017-18, more than doubling his production from his rookie USHL season... Had 15 points (7g-8a) in 43 games with Muskegon in 2016-17, his first in North America... Posted a team-leading 69 points (23g-46a) with the Czech Republic's Ceske Budejovice's U-18 squad in 2015-16, his last season in Europe... Won a gold medal with the Czech Republic at the 2016 Ivan Hlinka Memorial Tournament... Recorded six points (1g-5a) in five games at the 2017 U-18 World Championship... Product of the Ceske Budejovice youth hockey program in the Czech Republic.

CAREER RECORD			REGULAR SEASON					PLAYOFFS				
SEASON	CLUB	LEAGUE	GP	G	A	PTS	PIM	GP	G	A	PTS	PIM
2013-14	Ceske Budejovice U-16	Czech U-16	33	4	9	13	14	--	--	--	--	--
2014-15	Ceske Budejovice U-16	Czech U-16	23	7	27	34	39	--	--	--	--	--
	Ceske Budejovice U-18	Czech U-18	5	1	1	2	2	--	--	--	--	--
2015-16	Ceske Budejovice U-18	Czech U-18	44	23	46	69	53	--	--	--	--	--
2016-17	Muskegon	USHL	43	7	8	15	6	--	--	--	--	--
2017-18	Muskegon	USHL	44	16	18	34	43	3	1	2	3	4
2018-19	Connecticut	Hockey East	33	4	22	26	12	--	--	--	--	--
2019-20	Connecticut	Hockey East	34	8	15	23	25	--	--	--	--	--
2020-21	Connecticut	Hockey East	23	4	18	22	6	--	--	--	--	--
2021-22	Connecticut	Hockey East	36	12	21	33	16	--	--	--	--	--
	Milwaukee	AHL	2	0	0	0	0	--	--	--	--	--



IN THE SYSTEM

AMATEUR

EUROPEAN PRO/AMATEUR

PROFESSIONAL



JOHN LEONARD

POS: LW | HT: 5-11 | WT: 196 | SHOT: Left

ACQUIRED: July 8, 2022 - Acquired from San Jose with a third-round pick in the 2023 NHL Draft for forward Luke Kunin**PRONUNCIATION:** JAWN LEHN-uhrd | **DOB:** Aug. 7, 1998 | **BIRTHPLACE:** Westwood, N.J. | **HOMETOWN:** Westwood, N.J.

CAREER NOTES: Split the 2021-22 campaign between the NHL and AHL in the San Jose organization... Appeared in 14 NHL games, tallying two points (1g-1a); had 32 points (17g-15a) in his first full AHL season... Played 44 NHL games, including his League debut, in 2020-21 with San Jose, recording 13 points (3g-10a)... Also skated in two games with San Jose's AHL team... Concluded a three-year career at UMass Amherst in 2019-20 by leading the nation in goals (27) and being named a Hobey Baker Award finalist... Was also named to the Hockey East First All-Star Team, the NCAA East First All-American Team and the All-USCHO Third Team... Helped lead the Minutemen to the Hockey East title in 2018-19; was also named to the Hockey East Second All-Star Team... Spent two seasons with Green Bay (USHL) from 2015-17.

CAREER RECORD			REGULAR SEASON					PLAYOFFS				
SEASON	CLUB	LEAGUE	GP	G	A	PTS	PIM	GP	G	A	PTS	PIM
2015-16	Green Bay	USHL	48	5	4	9	10	4	0	0	0	0
2016-17	Green Bay	USHL	58	19	15	34	20	--	--	--	--	--
2017-18	UMass Amherst	Hockey East	33	13	15	28	10	--	--	--	--	--
2018-19	UMass Amherst	Hockey East	40	16	24	40	24	--	--	--	--	--
2019-20	UMass Amherst	Hockey East	33	27	10	37	8	--	--	--	--	--
2020-21	San Jose	NHL	44	3	10	13	2	--	--	--	--	--
	San Jose	AHL	2	1	1	2	0	--	--	--	--	--
2021-22	San Jose	NHL	14	1	1	2	0	--	--	--	--	--
	San Jose	AHL	45	17	15	32	6	--	--	--	--	--
NHL TOTALS			58	4	11	15	2	--	--	--	--	--



ZACHARY L'HEUREUX

POS: LW | HT: 5-11 | WT: 197 | SHOT: Left

ACQUIRED: July 23, 2021 - Nashville's second choice, 27th overall (first round), in the 2021 NHL Draft**PRONUNCIATION:** ZA-kah-ree luh-uh | **DOB:** May 15, 2003 | **BIRTHPLACE:** Montréal, Que. | **HOMETOWN:** Montréal, Que.

CAREER NOTES: Will play for the QMJHL's Halifax Mooseheads in 2022-23... Established QMJHL career highs in goals (22), assists (34), points (56) and power-play goals (9) with Halifax in 2021-22... Tallied an 11-game point streak from Nov. 26-Dec. 18 (10g-11a)... Became the first Halifax player to record a six-point game since 2016-17 on Oct. 24 vs. Cape Breton (1g-5a)... Signed a three-year, entry-level contract with the Predators on July 28, 2021... Skated for Halifax in 2020-21... Second among team skaters in points (39), goals (19) and penalty minutes (47)... Recorded 20 goals and 53 points as a rookie in 2019-20 with Moncton... Skated for Canada at the 2019 World U-17 Hockey Challenge... Scored the game-winning goal in the championship game of the 2019 Canada Winter Games, representing his home province of Québec.

CAREER RECORD			REGULAR SEASON					PLAYOFFS				
SEASON	CLUB	LEAGUE	GP	G	A	PTS	PIM	GP	G	A	PTS	PIM
2018-19	Châteauguay	QMAAA	41	21	31	52	72	7	2	6	8	16
2019-20	Moncton	QMJHL	55	20	33	53	70	--	--	--	--	--
2020-21	Halifax	QMJHL	33	19	20	39	47	--	--	--	--	--
2021-22	Halifax	QMJHL	46	22	34	56	64	--	--	--	--	--




IN THE SYSTEM

AMATEUR

EUROPEAN PRO/AMATEUR

PROFESSIONAL



JACK MATIER

POS: D | HT: 6-5 | WT: 197 | SHOT: Right

ACQUIRED: July 24, 2021 - Nashville's fifth choice, 124th overall (fourth round), in the 2021 NHL Draft

PRONUNCIATION: JAK MA-teer | DOB: April 8, 2003 | BIRTHPLACE: Sault Ste. Marie, Ont. | HOMETOWN: Sault Ste. Marie, Ont.

CAREER NOTES: Will play for the OHL's Ottawa 67's in 2022-23... Established OHL career highs in goals (9), assists (20) and points (29) in 2021-22 with Ottawa (OHL)... Led team defensemen in points and was tied for 12th among OHL blueliners in power-play goals (4)... Signed a three-year, entry-level contract with Nashville on Oct.

11; that night, he recorded a career high five-points (2g-3a) vs. Oshawa, including his first career OHL goal... Did not play in the 2020-21 season due to the OHL canceling its campaign... Skated in seven games for Canada at the 2021 U-18 World Championship, where he won gold... Recorded an assist and a +1 rating in the tournament... Played in 56 games for Ottawa during his rookie OHL season in 2019-20, tallying nine points (9a), 19 penalty minutes and a +11 rating... His father, Mark, won two OHL titles and a Memorial Cup during a three-year tenure with Sault Ste. Marie from 1990-93.

CAREER RECORD			REGULAR SEASON					PLAYOFFS				
SEASON	CLUB	LEAGUE	GP	G	A	PTS	PIM	GP	G	A	PTS	PIM
2018-19	Soo Thunderbirds AAA	GNML	21	10	12	22	18	--	--	--	--	--
	Soo Thunderbirds	NOJHL	1	0	0	0	0	1	0	0	0	0
2019-20	Ottawa	OHL	56	0	9	9	19	--	--	--	--	--
2020-21	Ottawa	OHL	--	--	--	--	--	--	--	--	--	--
2021-22	Ottawa	OHL	66	9	20	29	53	4	1	3	4	2



ROLAND McKEOWN

POS: D | HT: 6-1 | WT: 195 | SHOT: Right

ACQUIRED: July 14, 2022 - Signed as a free agent

PRONUNCIATION: ROH-luhnd muh-KOW-uhn | DOB: Jan. 20, 1996 | BIRTHPLACE: Listowel, Ont. | HOMETOWN: Listowel, Ont.

CAREER NOTES: Spent the entire 2021-22 campaign with Colorado (AHL), hitting the 20-point mark for the fourth straight AHL season... Tied for fifth among Eagles defensemen in points with 20 (3g-17a)... Played 2020-21 in Sweden with Skellefteå, where he was teammates with Predators prospect Adam Wilsby... Captained Charlotte (AHL) to the 2018-19 Calder Cup title; also set an AHL career high in points with 25 (4g-21a)... Played the previous three seasons in the Carolina system, appearing in his first 10 career NHL contests in 2017-18 (3a)... Skated in an AHL career-high 71 games as a rookie with Charlotte in 2016-17... Appeared in four OHL seasons with Kingston from 2012-16, captaining the Frontenacs in his final two campaigns... Named to the OHL's Third All-Star Team in 2015-16... Participated in the CHL/NHL Top Prospects Game in 2013-14; that same season, earned gold in the Ivan Hlinka tournament and bronze in the U-18 World Championship with Canada... Won gold with Canada at the 2013 U-18 World Championship... Named to the OHL's First All-Rookie Team in 2012-13... Originally selected by Los Angeles in the second round (50th overall) of the 2014 NHL Draft.

CAREER RECORD			REGULAR SEASON					PLAYOFFS				
SEASON	CLUB	LEAGUE	GP	G	A	PTS	PIM	GP	G	A	PTS	PIM
2012-13	Kingston	OHL	61	7	22	29	33	4	0	0	0	4
2013-14	Kingston	OHL	62	11	32	43	61	7	1	3	4	8
2014-15	Kingston	OHL	65	7	25	32	57	4	0	1	1	9
	Charlotte	AHL	4	0	1	1	0	--	--	--	--	--
2015-16	Kingston	OHL	59	7	35	42	49	9	3	9	12	6
2016-17	Charlotte	AHL	71	1	10	11	16	5	0	3	3	5
2017-18	Carolina	NHL	10	0	3	3	19	--	--	--	--	--
	Charlotte	AHL	65	7	16	23	36	8	1	1	2	4
2018-19	Charlotte	AHL	70	4	21	25	56	10	0	3	3	0
2019-20	Charlotte	AHL	61	4	20	24	50	--	--	--	--	--
2020-21	Skellefteå	Sweden	24	4	5	9	16	12	1	3	4	10
2021-22	Colorado	AHL	61	3	17	20	49	9	0	8	8	18
NHL TOTALS			10	0	3	3	19	--	--	--	--	--



IN THE SYSTEM

AMATEUR

EUROPEAN PRO/AMATEUR

PROFESSIONAL



A

CHASE McLANE

POS: C | HT: 6-1 | WT: 175 | SHOT: Right

ACQUIRED: Oct. 7, 2020 - Nashville's seventh choice, 209th overall (seventh round), in the 2020 NHL Draft

PRONUNCIATION: CHAYS mick-LAYN | DOB: April 22, 2000 | BIRTHPLACE: Trenton, Mich. | HOMETOWN: Trenton, Mich.

CAREER NOTES: Will skate in his junior season at Penn State University in 2022-23... Finished 2021-22, his sophomore season at Penn State, with 13 points (3g-10a)...

Doubled his total in assists (10) from his freshman season (5)... Tallied five points (3g-2a) in 19 games as a freshman at Penn State in 2020-21... Closed out his three-year USHL career with the Tri-City Storm in 2019-20, tallying 16 points (5g-11a) in 18 games... Established career highs in goals (7), assists (15) and points (22) with Tri-City in 2018-19... Tied for sixth in the USHL in penalty minutes (138) as a rookie while adding 10 points (1g-9a) in 48 games... Product of the Detroit Compuware, Little Caesars and Belle Tire youth hockey programs.

CAREER RECORD			REGULAR SEASON					PLAYOFFS				
SEASON	CLUB	LEAGUE	GP	G	A	PTS	PIM	GP	G	A	PTS	PIM
2015-16	Little Caesars 16U	HPHL 16U	22	2	6	8	14	--	--	--	--	--
2016-17	Compuware 16U	HPHL 16U	17	6	2	8	23	--	--	--	--	--
2017-18	Tri-City	USHL	48	1	9	10	138	--	--	--	--	--
2018-19	Tri-City	USHL	34	7	15	22	51	6	0	2	2	4
2019-20	Tri-City	USHL	18	5	11	16	44	--	--	--	--	--
2020-21	Penn State	Big Ten	19	3	2	5	4	--	--	--	--	--
2021-22	Penn State	Big Ten	30	3	10	13	22	--	--	--	--	--



P

NAVIRN MUTTER

POS: LW | HT: 6-3 | WT: 202 | SHOT: Left

ACQUIRED: March 9, 2022 - Signed as a free agent

PRONUNCIATION: NAHV-rinn muh-tr | DOB: March 15, 2001 | BIRTHPLACE: London, Ont. | HOMETOWN: London, Ont.

CAREER NOTES: Set OHL career highs in goals (11) and points (22) in 62 games with Kitchener and Hamilton... Signed a three-year, entry-level contract with Nashville

on March 9... Second among OHL players in penalty minutes (108)... Served as an alternate captain for Hamilton... Made his pro debut in 2020-21 with Stockton (AHL), skating in three games... Set a career high in assists (12) and was third in the OHL in penalty minutes (107) in 2019-20 with Hamilton... Skated in 28 games with Hamilton in 2017-18, helping them to the OHL title.

CAREER RECORD			REGULAR SEASON					PLAYOFFS				
SEASON	CLUB	LEAGUE	GP	G	A	PTS	PIM	GP	G	A	PTS	PIM
2017-18	Hamilton	OHL	28	2	1	3	28	--	--	--	--	--
2018-19	Hamilton	OHL	67	6	7	13	96	2	0	0	0	7
2019-20	Hamilton	OHL	60	8	12	20	107	--	--	--	--	--
2020-21	Stockton	AHL	3	0	0	0	2	--	--	--	--	--
2021-22	Hamilton	OHL	23	5	1	6	44	--	--	--	--	--
	Kitchener	OHL	39	6	10	16	64	12	0	3	3	25



IN THE SYSTEM

AMATEUR

EUROPEAN PRO/AMATEUR

PROFESSIONAL



TOMMY NOVAK

POS: C | HT: 6-1 | WT: 179 | SHOT: Left

ACQUIRED: June 27, 2015 - Nashville's second choice, 85th overall (third round), in the 2015 NHL Draft

PRONUNCIATION: TAW-mee NOH-yak | DOB: April 28, 1997 | BIRTHPLACE: St. Paul, Minn. | HOMETOWN: River Falls, Wis.

CAREER NOTES: Skated in 27 NHL games for Nashville in 2021-22, including his League debut on Oct. 19 vs. Los Angeles... Scored his first career NHL goal on Dec. 17 at Chicago... Tied for fourth on Milwaukee (AHL) in assists (26) and was sixth in points (34) in 42 games... Tied for the lead in points on Chicago (AHL) with 32 (8g-2a) in 27 games in 2020-21... Led Chicago in assists (24)... Fifth among all AHL skaters in assists and tied for 12th in points... Started 2020-21 in Florida (ECHL), where he recorded three points (1g-2a) in three games... Recorded 42 points (11g-31a) in 60 games for Milwaukee in 2019-20, his first professional season... Finished third on Milwaukee in points... Was second among AHL rookies in plus-minus (+20), third in assists (31) and seventh in points... His 42 points were the most by a first-year Admirals skater since the 2015-16 season... In November, became the first Admirals player since 2015 to earn AHL Rookie of the Month honors... Appeared in his first three pro games with Milwaukee at the conclusion of the 2018-19 season; also featured in one Calder Cup Playoff game... Wrapped up his four-year career at the University of Minnesota with 21 points (4g-17a) in 38 games as a senior in 2018-19... Won back-to-back Big Ten regular-season titles with Minnesota in 2016 and 2017... Reached the 20-point mark in three of his four seasons with the Golden Gophers, including a career-high 27 (6g-21a) in his freshman campaign... Spent one season in the USHL with the Waterloo Black Hawks in 2014-15, where he was named to the league's All-Rookie Second Team after tallying 48 points (14g-34a) in 46 games... Participated in the 2015 USHL/NHL Top Prospects Game and the 2014 CCM/USA Hockey All-American Prospects Game... Earned a bronze medal at the 2014 Ivan Hlinka Memorial Tournament with the United States... Also earned a gold medal at the 2014 Five Nations Tournament.

CAREER RECORD			REGULAR SEASON					PLAYOFFS				
SEASON	CLUB	LEAGUE	GP	G	A	PTS	PIM	GP	G	A	PTS	PIM
2011-12	St. Thomas Academy	Minn.-HS	25	14	20	34	0	6	4	5	9	2
2012-13	St. Thomas Academy	Minn.-HS	25	25	22	47	6	6	3	7	10	0
2013-14	St. Thomas Academy	Minn.-HS	25	26	44	70	8	3	4	4	8	2
	U.S. NTDP U-17	U-17	2	0	0	0	0	--	--	--	--	--
2014-15	Waterloo	USHL	46	14	34	48	12	--	--	--	--	--
2015-16	Minnesota	Big Ten	37	6	21	27	4	--	--	--	--	--
2016-17	Minnesota	Big Ten	20	5	9	14	10	--	--	--	--	--
2017-18	Minnesota	Big Ten	34	3	23	26	8	--	--	--	--	--
2018-19	Minnesota	Big Ten	38	4	17	21	4	--	--	--	--	--
	Milwaukee	AHL	3	0	1	1	0	1	0	0	0	0
2019-20	Milwaukee	AHL	60	11	31	42	18	--	--	--	--	--
2020-21	Chicago	AHL	27	8	24	32	4	--	--	--	--	--
	Florida	ECHL	3	1	2	3	0	--	--	--	--	--
2021-22	Nashville	NHL	27	1	6	7	2	--	--	--	--	--
	Milwaukee	AHL	42	7	27	34	16	6	1	5	6	2
NHL/PREDATORS TOTALS			27	1	6	7	2	--	--	--	--	--




IN THE SYSTEM

AMATEUR

EUROPEAN PRO/AMATEUR

PROFESSIONAL



MARKUS NURMI

POS: RW | HT: 6-5 | WT: 206 | SHOT: Right

ACQUIRED: June 9, 2022 - Signed as a free agent

PRONUNCIATION: MAHR-kohs NUHR-mee | DOB: June 29, 1998 | BIRTHPLACE: Turku, Finland | HOMETOWN: Turku, Finland

CAREER NOTES: Established career highs in goals (20), assists (19) and points (39) with TPS of the Finnish Liiga in 2021-22... Led TPS in points, was second in goals and fourth in assists... Led his league in postseason points with 19 (4g-15a), helping lead TPS to the finals for the second straight season... Played parts of seven seasons in Liiga from 2015-22, compiling 136 points (63g-73a) in 277 games... Improved his point total in each of his last four Liiga campaigns and reached double digits in both goals and assists in four of his last five seasons... Also skated for TPS' junior, U-18 and U-16 sides since breaking into the system in 2011-12... Represented Finland in the 2018 World Junior Championship, 2016 U-18 World Championship (winning gold) and the 2014 World U-17 Hockey Challenge... Originally drafted by Ottawa in the sixth round (163rd overall) of the 2016 NHL Draft.

CAREER RECORD			REGULAR SEASON					PLAYOFFS				
SEASON	CLUB	LEAGUE	GP	G	A	PTS	PIM	GP	G	A	PTS	PIM
2014-15	TPS	Finland U-18	9	6	7	13	4	--	--	--	--	--
	TPS	Finland-Jr.	20	2	4	6	12	--	--	--	--	--
2015-16	TPS	Finland-Jr.	49	19	17	36	34	2	0	0	0	2
	TPS	Finland	2	0	0	0	0	--	--	--	--	--
2016-17	TPS	Finland-Jr.	27	12	16	28	58	1	1	0	1	4
	TPS	Finland	5	0	0	0	2	--	--	--	--	--
	TUTO Hockey	Finland-2	11	2	0	2	2	6	0	1	1	4
2017-18	TPS	Finland	51	10	11	21	14	11	0	1	1	2
2018-19	TPS	Finland	60	1	11	12	20	5	0	1	1	0
2019-20	TPS	Finland	57	14	14	28	28	--	--	--	--	--
2020-21	TPS	Finland	46	18	18	36	22	13	2	4	6	6
2021-22	TPS	Finland	56	20	19	39	49	18	4	15	19	4



ANTON OLSSON

POS: D | HT: 6-2 | WT: 203 | SHOT: Left

ACQUIRED: July 24, 2021 - Nashville's third choice, 72nd overall (third round), in the 2021 NHL Draft

PRONUNCIATION: AN-tawn OHL-suhn | DOB: Jan. 26, 2003 | BIRTHPLACE: Helsingborg, Sweden | HOMETOWN: Helsingborg, Sweden

CAREER NOTES: Will play for the Swedish Hockey League's Skellefteå in 2022-23... Finished his second full SHL season with a career-high six points (2g-4a) in 39 games for Malmö in 2021-22... Recorded only six penalty minutes after having 31 in the previous season... Skated in two games for Sweden during the canceled 2022 World Junior Championship... Skated in his first full SHL season in 2020-21 for Malmö... Appeared in 39 games, the second-most league U-19 blueliners... Also dressed in seven games for Malmö's squad in the Swedish junior league, where he posted four points (1g-3a)... Recorded three assists in seven games for Sweden at the 2021 World U-18 Championship... Earned a bronze medal and a top-3 player on his team nod... Made his professional debut in 2019-20 with Malmö, appearing in five SHL games... Suited up in 26 games for Malmö's U-20 squad, posting 17 points (6g-11a)... Also featured in games for Malmö's U-18 side... Competed in the 2019 World U-17 Hockey Challenge for Sweden.

CAREER RECORD			REGULAR SEASON					PLAYOFFS				
SEASON	CLUB	LEAGUE	GP	G	A	PTS	PIM	GP	G	A	PTS	PIM
2019-20	Malmö U-18	Sweden U-18	2	3	0	3	2	--	--	--	--	--
	Malmö U-20	Sweden-Jr.	26	6	11	17	18	--	--	--	--	--
	Malmö	Sweden	5	0	0	0	0	--	--	--	--	--
2020-21	Malmö U-20	Sweden-Jr.	7	1	3	4	2	--	--	--	--	--
	Malmö	Sweden	39	0	4	4	31	2	0	0	0	0
2021-22	Malmö	Sweden	39	2	4	6	6	--	--	--	--	--



IN THE SYSTEM

AMATEUR

EUROPEAN PRO/AMATEUR

PROFESSIONAL



JUUSO PARSSINEN

POS: C | HT: 6-3 | WT: 212 | SHOT: Left

ACQUIRED: June 22, 2019 - Nashville's eighth choice, 210th overall (seventh round), in the 2019 NHL Draft

PRONUNCIATION: YOO-suh PARS-ih-nehn | DOB: Feb. 1, 2001 | BIRTHPLACE: Hämeenlinna, Finland | HOMETOWN: Hämeenlinna, Finland

CAREER NOTES: Set a career high in goals (9) and served as an alternate captain for TPS of the Finnish Liiga in 2021-22... Helped lead his team to the league finals...

Was second on TPS in assists (23) and third in points (32)... Played in nine Calder Cup Playoff games with Milwaukee (AHL), his first professional games in North America... Signed a three-year, entry-level contract with the Predators on June 1, 2021... Spent his second full professional season with TPS in 2020-21, where he was named an alternate captain at 19 years old... Established career highs in games played (55), assists (34) and points (42)... Led his team in assists and was second in points... Among Liiga U-21 skaters was first in points and assists and tied for eighth in goals... Finished the regular season fifth among all Liiga skaters in assists and tied for 11th in points... His 42 points were the most by a Liiga U-21 skater since 2018-19... Helped lead TPS to the Liiga Final, where it fell to Lukko in four games... Appeared in 13 postseason games and tallied eight points (1g-7a), the fourth-most in the league... Earned a bronze medal with Finland at the 2021 World Junior Championship in Edmonton... Split the 2019-20 season between Finland's Liiga and Finland's junior league, skating with TPS... Appeared in 31 Liiga games, tallying 12 points (5g-7a), the second-most among TPS rookies... Produced at more than a point-per-game pace for TPS' U-20 side, recording 21 points (7g-14a) in 20 games... Also skated in four games for TPS at the Spengler Cup, notching an assist... Made his Liiga debut in 2018-19 with TPS, scoring a goal in seven games... Spent the majority of 2018-19 with TPS' U-20 side, where he served as an alternate captain and had 22 points (13g-9a)... Had two points (1g-1a) in five games for Finland at the 2019 U-18 World Championship... Split 2017-18 between TPS' U-20 and U-18 squads... Product of the TPS youth hockey program based in Turku, Finland.

CAREER RECORD			REGULAR SEASON					PLAYOFFS				
SEASON	CLUB	LEAGUE	GP	G	A	PTS	PIM	GP	G	A	PTS	PIM
2016-17	TPS U-16	Finland-Jr. C	7	3	7	10	0	4	4	3	7	0
2017-18	TPS U-18	Finland-Jr. B	28	14	22	36	10	5	0	1	1	0
	TPS U-20	Finland-Jr.	16	4	4	8	4	--	--	--	--	--
2018-19	TPS U-18	Finland-Jr. B	--	--	--	--	--	3	2	3	5	0
	TPS U-20	Finland-Jr.	36	13	9	22	28	--	--	--	--	--
	TPS	Finland	7	1	0	1	0	--	--	--	--	--
2019-20	TPS U-20	Finland-Jr.	20	7	14	21	16	2	0	0	0	2
	TPS	Finland	31	5	7	12	4	--	--	--	--	--
2020-21	TPS	Finland	55	8	34	42	36	13	1	7	8	4
2021-22	TPS	Finland	41	9	23	32	8	18	4	8	12	20
	Milwaukee	AHL	--	--	--	--	--	9	1	2	3	2



LUKE PROKOP

POS: D | HT: 6-6 | WT: 221 | SHOT: Right

ACQUIRED: Oct. 7, 2020 - Nashville's third choice, 73rd overall (third round), in the 2020 NHL Draft

PRONUNCIATION: LEWK PRO-cop | DOB: May 6, 2002 | BIRTHPLACE: Edmonton, Alta. | HOMETOWN: Edmonton, Alta.

CAREER NOTES: Established WHL career highs in goals (11), assists (24), points (35) and plus-minus (+35) with Calgary and Edmonton in 2021-22... Played 55 of his 58 games with Edmonton after being traded from Calgary on Oct. 14... Tied for eighth among WHL defensemen in plus-minus and tied for 16th in goals... Led Edmonton blueliners in plus-minus and was second in goals and points and third in assists... Named the Humanitarian of the Year in the CHL and WHL... Skated in 15 of Calgary's 21 games during the shortened 2020-21 WHL season... Tallied two goals, six points and a +3 rating... Finished fourth among team blueliners in points... Was third among Hitmen blueliners in points in 2019-20 with a career-high 23 (4g-19a) in 59 games... Competed in the 2019 World U-17 Hockey Challenge as a member of Canada White, where he served as an alternate captain... Posted 10 points (1g-9a) in 62 games with Calgary in 2018-19... Skated in 14 games as a WHL rookie in 2017-18, tallying two assists... Product of the Pursuit of Excellence youth hockey program... Lists the Predators as his favorite NHL team growing up.

CAREER RECORD			REGULAR SEASON					PLAYOFFS				
SEASON	CLUB	LEAGUE	GP	G	A	PTS	PIM	GP	G	A	PTS	PIM
2017-18	Northern Alberta Prep	CSSHL U-18	28	4	16	20	10	5	1	7	8	2
	Calgary	WHL	14	0	2	2	6	--	--	--	--	--
2018-19	Calgary	WHL	62	1	9	10	12	11	0	4	4	0
2019-20	Calgary	WHL	59	4	19	23	30	--	--	--	--	--
2020-21	Calgary	WHL	15	2	4	6	14	--	--	--	--	--
2021-22	Calgary	WHL	3	1	1	2	4	--	--	--	--	--
	Edmonton	WHL	55	10	23	33	34	19	4	12	16	4



IN THE SYSTEM

AMATEUR

EUROPEAN PRO/AMATEUR

PROFESSIONAL



LUKE REID

POS: D | HT: 6-1 | WT: 190 | SHOT: Right

ACQUIRED: Oct. 7, 2020 - Nashville's fifth choice, 166th overall (sixth round), in the 2020 NHL Draft

PRONUNCIATION: LEWK REED | DOB: Sept. 26, 2001 | BIRTHPLACE: Geneva, Ill. | HOMETOWN: Geneva, Ill.

CAREER NOTES: Will skate in his junior season at the University of New Hampshire in 2022-23... Ended his sophomore season second in goals (3) and third in points (8) among New Hampshire defensemen in 2021-22... Matched his totals in goals (3), assists (5) and points (8) from his freshman season... Skated in 22 games as a freshman for New Hampshire in 2020-21, tallying eight points (3g-5a)... Finished third among New Hampshire defensemen in season... Tallied two goals, 17 assists and 19 points for the second straight season for the USHL's Chicago Steel in 2019-20... Hit the 19-point mark in 15 fewer games compared to his 2018-19 season... Tied for the Steel lead in plus-minus in 2018-19 at +15... Added three assists in 11 USHL postseason contests... Spent the 2017-18 season with the BCHL's Penticton, where his 18 points (2g-16a) helped the Vees to a division title.

CAREER RECORD			REGULAR SEASON					PLAYOFFS				
SEASON	CLUB	LEAGUE	GP	G	A	PTS	PIM	GP	G	A	PTS	PIM
2017-18	Penticton	BCHL	54	2	16	18	36	11	0	2	2	2
2018-19	Chicago	USHL	60	2	17	19	36	11	0	3	3	4
2019-20	Chicago	USHL	45	2	17	19	22	--	--	--	--	--
2020-21	New Hampshire	Hockey East	22	3	5	8	12	--	--	--	--	--
2021-22	New Hampshire	Hockey East	34	3	5	8	18	--	--	--	--	--



KIEFER SHERWOOD

POS: LW | HT: 6-0 | WT: 194 | SHOT: Right

ACQUIRED: July 14, 2022 - Signed as a free agent

PRONUNCIATION: KEE-fuhr SHUHR-wuhd | DOB: March 31, 1995 | BIRTHPLACE: Columbus, Ohio | HOMETOWN: Columbus, Ohio

CAREER NOTES: Set career highs in goals (36), assists (39) and points (75) in 2021-22 with Colorado (AHL)... Named to the AHL's Second All-Star Team... Led his team and was fifth in the AHL in points... Added 10 points (4g-6a) in eight Calder Cup Playoff games... Skated in 11 NHL games for Colorado... Split the previous three seasons between the NHL and AHL in the Colorado and Anaheim organizations... Made his NHL debut with Anaheim in 2018-19 and went on to appear in a career-high 50 games that season, tallying 12 points (6g-6a)... Made his professional debut with San Diego (AHL) in 2017-18 after a three-year career at Miami University... Tallied 86 points (34g-52a) in 106 collegiate games with Miami, including an NCAA career-high 38 (14g-24a) as a sophomore in 2016-17... His brother, Kole, played in one NHL game for Nashville in 2021-22.

CAREER RECORD			REGULAR SEASON					PLAYOFFS				
SEASON	CLUB	LEAGUE	GP	G	A	PTS	PIM	GP	G	A	PTS	PIM
2012-13	Ohio Blue Jackets	TIEHL U-18	34	28	19	47	10	--	--	--	--	--
	U.S. NTDP	U-18	6	0	0	0	0	--	--	--	--	--
	Youngstown	USHL	9	0	2	2	4	--	--	--	--	--
2013-14	Youngstown	USHL	55	13	19	32	31	--	--	--	--	--
2014-15	Youngstown	USHL	60	29	27	56	26	4	1	1	2	14
2015-16	Miami	NCHC	34	11	7	18	8	--	--	--	--	--
2016-17	Miami	NCHC	36	14	24	38	20	--	--	--	--	--
2017-18	Miami	NCHC	36	9	21	30	24	--	--	--	--	--
	San Diego	AHL	11	2	0	2	0	--	--	--	--	--
2018-19	Anaheim	NHL	50	6	6	12	8	--	--	--	--	--
	San Diego	AHL	29	6	12	18	12	16	4	4	8	20
2019-20	Anaheim	NHL	10	0	1	1	6	--	--	--	--	--
	San Diego	AHL	37	16	7	23	8	--	--	--	--	--
2020-21	Colorado	NHL	16	0	3	3	0	2	0	1	1	0
	Colorado	AHL	10	10	6	16	8	--	--	--	--	--
2021-22	Colorado	NHL	11	1	1	2	0	--	--	--	--	--
	Colorado	AHL	57	36	39	75	34	8	4	6	10	17
NHL TOTALS			87	7	11	18	14	2	0	1	1	0



IN THE SYSTEM

AMATEUR

EUROPEAN PRO/AMATEUR

PROFESSIONAL



COLE SMITH

POS: LW | HT: 6-3 | WT: 195 | SHOT: Left

ACQUIRED: March 18, 2020 - Signed as a free agent

PRONUNCIATION: KOHL SMITH | **DOB:** Oct. 28, 1995 | **BIRTHPLACE:** Brainerd, Minn. | **HOMETOWN:** Brainerd, Minn.

CAREER NOTES: Third on Milwaukee (AHL) in goals (21) and fourth in points (41), both career highs, in 2021-22. His 41 points were the most by an Admirals rookie since 2019-20... Appeared in eight NHL games for Nashville... Skated in the NHL, AHL and ECHL in 2020-21, his first professional season... Was one of three skaters to play in the NHL, AHL and ECHL in 2020-21... Spent the majority of the campaign with Chicago (AHL), where he had 10 points (5g-5a) in 23 games... Skated in his NHL debut on opening night vs. Columbus on Jan. 14... Began the season with Florida (ECHL), posting three points (1g-2a) in five games... Recorded a career-high 11 goals and 18 points in 34 games with the University of North Dakota in 2019-20, his senior campaign... His 11 goals were the fifth-most on his team... Scored in his final game on March 7 to help North Dakota win the NCHC regular-season title... Served as an alternate captain... Recorded a career-high 11 assists and +12 rating as a junior in 2018-19... Earned the 2019 Cliff "Fido" Purpur Award, given to the Fighting Hawks player who exemplifies hard work and determination... Skated in 37 games as a sophomore in 2017-18, hitting the 10-point mark (5g-5a) for the first time while adding a career-high 66 penalty minutes... Won the team's most improved player award... Tallied seven points (3g-4a) in 29 games during his freshman season at North Dakota in 2016-17... Spent two seasons with the Steinbach Pistons of the Manitoba Junior Hockey League, leading his team in goals (26) and points (61) in 2015-16... Played three seasons of Minnesota high school hockey for Brainerd High School from 2011-14.

CAREER RECORD			REGULAR SEASON					PLAYOFFS				
SEASON	CLUB	LEAGUE	GP	G	A	PTS	PIM	GP	G	A	PTS	PIM
2014-15	Steinbach	MJHL	38	12	11	23	25	12	6	2	8	2
2015-16	Steinbach	MJHL	54	26	35	61	45	15	7	11	18	16
2016-17	North Dakota	NCHC	29	3	4	7	24	--	--	--	--	--
2017-18	North Dakota	NCHC	37	5	5	10	66	--	--	--	--	--
2018-19	North Dakota	NCHC	37	5	11	16	50	--	--	--	--	--
2019-20	North Dakota	NCHC	34	11	7	18	37	--	--	--	--	--
2020-21	Chicago	AHL	23	5	5	10	16	--	--	--	--	--
	Florida	ECHL	5	1	2	3	0	--	--	--	--	--
2021-22	Nashville	NHL	1	0	0	0	0	--	--	--	--	--
	Nashville	NHL	8	0	0	0	0	--	--	--	--	--
	Milwaukee	AHL	59	21	20	41	62	9	3	2	5	8
	NHL/PREDATORS TOTALS		9	0	0	0	0	--	--	--	--	--



SPENCER STASTNEY

POS: D | HT: 6-0 | WT: 184 | SHOT: Left

ACQUIRED: June 23, 2018 - Nashville's second choice, 131st overall (fifth round), in the 2018 NHL Draft

PRONUNCIATION: SPEHN-suhr STAS-nee | **DOB:** Jan. 4, 2000 | **BIRTHPLACE:** Woodbridge, Ill. | **HOMETOWN:** Mequon, Wis.

CAREER NOTES: Made his professional debut with Milwaukee (AHL) after closing out his senior season at Notre Dame in 2021-22... Signed a three-year, entry-level contract with Nashville on March 31... Served as an alternate captain and set career highs in goals (7), assists (20) and points (27)... Named an All-Big Ten Honorable Mention and a finalist for the Senior CLASS Award... Recorded 12 points (5g-7a) in 29 games as a junior at Notre Dame in 2020-21... 2021 All-Big Ten Second Team honors... Scored five goals, tied for the lead among Big Ten defensemen and tied for 12th among all NCAA blueliners... Recorded three goals, 17 assists and 20 points for Notre Dame as a sophomore in 2019-20... Compared to his freshman season, posted 14 more assists and 16 more points for the Fighting Irish... His 20 points were the most among Notre Dame defensemen... Represented the U.S. at the 2020 World Junior Championship in the Czech Republic, where he skated in five games... Played in all but one of Notre Dame's 40 games as a freshman in 2018-19, posting four points (1g-3a)... Scored his first collegiate goal in the Big Ten championship game vs. Penn State... Won the 2019 Big Ten title and was named to the 2019 Big Ten All-Tournament Team... Played for USA Hockey's National Team Development Program in 2017-18, tallying 28 points (2g-26a) and a +40 rating in 57 games for the U-18s... Skated in 56 games with the NTDP's U-17 squad in 2016-17, recording 13 points (1g-12a)... Competed for the U.S. at the 2018 U-18 World Championship, helping his team earn a silver medal... Represented the U.S. at the 2017 and 2018 U-18 Five Nations Tournaments, taking home a bronze and gold, respectively... Product of the Chicago Mission youth hockey program.

CAREER RECORD			REGULAR SEASON					PLAYOFFS				
SEASON	CLUB	LEAGUE	GP	G	A	PTS	PIM	GP	G	A	PTS	PIM
2015-16	Chicago Mission U-16	HPHL U-16	23	1	14	15	6	--	--	--	--	--
	Chicago Mission 16-U	NAPHL 16-U	5	0	0	0	0	--	--	--	--	--
2016-17	U.S. NTDP U-17	U-17	56	1	12	13	8	--	--	--	--	--
	U.S. NTDP U-18	U-18	1	0	0	0	0	--	--	--	--	--
2017-18	U.S. NTDP U-18	U-18	57	2	26	28	14	--	--	--	--	--
2018-19	Notre Dame	Big Ten	39	1	3	4	8	--	--	--	--	--
2019-20	Notre Dame	Big Ten	36	3	17	20	17	--	--	--	--	--
2020-21	Notre Dame	Big Ten	29	5	7	12	6	--	--	--	--	--
2021-22	Notre Dame	Big Ten	39	7	20	27	8	--	--	--	--	--
	Milwaukee	AHL	2	0	0	0	0	--	--	--	--	--



IN THE SYSTEM

AMATEUR

EUROPEAN PRO/AMATEUR

PROFESSIONAL



FEDOR SVECHKOV

POS: C | HT: 6-0 | WT: 187 | SHOT: Left

ACQUIRED: July 23, 2021 - Nashville's first choice, 19th overall (first round), in the 2021 NHL Draft

PRONUNCIATION: FEH-dohr SVECH-kaw | DOB: April 5, 2003 | BIRTHPLACE: Togliatti, Russia | HOMETOWN: Togliatti, Russia

E **CAREER NOTES:** Skated in 38 games across three Russian leagues in 2021-22, including four KHL appearances with SKA Saint Petersburg... Tied for second on his team in assists (22) and tied for fifth in points (31) with SKA-Neva Saint Petersburg (Russia-2)... Won the championship of the Russian junior league (MHL) with SKA-1946 Saint Petersburg... Represented Russia in the canceled 2022 World Junior Championship... Spent most of 2020-21 with Togliatti of the Russian second league, where he posted 15 points (5g-10a) in 38 games... Also produced at a point-per-game pace for Togliatti's junior league squad, posting 15 points (4g-11a) in 15 contests... Earned a silver medal with Russia in the 2021 World U-18 Championship... Was fourth among Russian skaters in points with 10 (4g-6a) in seven contests... Played in 24 games for Togliatti's junior team in 2019-20, posting six points (4g-2a)... Served as an alternate captain for Russia at the 2019 World U-17 Hockey Challenge, where he had six goals and eight points in six games... Product of the Togliatti youth hockey system.

CAREER RECORD			REGULAR SEASON					PLAYOFFS				
SEASON	CLUB	LEAGUE	GP	G	A	PTS	PIM	GP	G	A	PTS	PIM
2019-20	Lada Togliatti U-18	Russia U-18	2	1	2	3	0	9	8	7	15	4
	Ladia Togliatti	Russia-Jr.	24	4	2	6	6	--	--	--	--	--
2020-21	Lada Togliatti	Russia-2	38	5	10	15	6	--	--	--	--	--
	Ladia Togliatti	Russia-Jr.	15	4	11	15	35	--	--	--	--	--
2021-22	SKA Saint Petersburg	KHL	4	0	0	0	0	--	--	--	--	--
	SKA-Neva Saint Petersburg	Russia-2	30	9	22	31	12	13	3	3	6	4
	SKA-1946 Saint Petersburg	Russia-Jr.	4	0	8	8	0	7	3	2	5	0



RYAN UFKO

POS: D | HT: 5-11 | WT: 169 | SHOT: Right

ACQUIRED: July 24, 2021 - Nashville's fourth choice, 115th overall (fourth round), in the 2021 NHL Draft

PRONUNCIATION: RIGH-uhn UHF-koh | DOB: May 7, 2003 | BIRTHPLACE: Smithtown, N.Y. | HOMETOWN: Smithtown, N.Y.

A **CAREER NOTES:** Will play his sophomore season at UMass Amherst in 2022-23... Concluded his freshman season at UMass Amherst with 31 points (5g-26a) in 37 games in 2021-22... Tied for the league among NCAA freshmen defensemen in assists and was third in points... Led Hockey East with 19 assists in conference play... Named a Hockey East All-Star Honorable Mention and was selected to the Hockey East All-Rookie Team... Named the Hockey East Rookie of the Month for February... Attended USA Hockey's World Junior Summer Showcase in July 2021... Won the USHL's Clark Cup with the Chicago Steel in 2020-21... Posted 39 points (10g-29a) in 53 games... Added seven points (1g-6a) in eight USHL postseason contests... Earned USHL First All-Star Team honors... Recorded nine points (2g-7a) in his rookie USHL campaign with Chicago in 2019-20.

CAREER RECORD			REGULAR SEASON					PLAYOFFS				
SEASON	CLUB	LEAGUE	GP	G	A	PTS	PIM	GP	G	A	PTS	PIM
2018-19	North Jersey 16U	TIEHL 16U	25	2	22	24	8	--	--	--	--	--
2019-20	Chicago	USHL	43	2	7	9	21	--	--	--	--	--
2020-21	Chicago	USHL	53	10	29	39	14	8	1	6	7	4
2021-22	UMass Amherst	Hockey East	37	5	26	31	12	--	--	--	--	--



IN THE SYSTEM

AMATEUR

EUROPEAN PRO/AMATEUR

PROFESSIONAL



KONSTANTIN VOLKOV

POS: G | HT: 6-3 | WT: 211 | CATCH: Left

ACQUIRED: June 25, 2016 - Nashville's seventh choice, 168th overall (sixth round), in the 2016 NHL Draft

PRONUNCIATION: KAWN-stan-tihn VOHL-kaww | DOB: Sept. 20, 1997 | BIRTHPLACE: Murmansk, Russia | HOMETOWN: Murmansk, Russia

E **CAREER NOTES:** Will play for Dynamo Moscow (KHL) in 2022-23... Appeared in 37 of Ässät's 60 regular-season games in 2021-22, his first Liiga campaign... Led his team in wins (7), minutes played (2,045) and save percentage (.897)... Spent his third season in the VHL, the second-highest pro league in Russia, with Ugra Khanty-Mansiysk in 2020-21... Won the VHL championship... Went 16-2-2 during the regular season and established career highs in wins (16), goals-against average (1.53), save percentage (.932) and shutouts (2)... Finished second among VHL goaltenders in goals-against average and tied for seventh in save percentage... Appeared in 30 games for Ugra Khanty-Mansiysk in 2019-20, his second full professional season... Went 12-10-5 with a 2.44 goals-against average and .902 save percentage... Played in eight games with Sokol and Yugra in the Russian second league in 2018-19... Helped SKA St. Petersburg's junior team reach the league final in 2017-18, where they fell to Loko... Backstopped his team in 25 games and posted the second-best goals-against average (1.59) and save percentage (.935) in the Russian junior league... Allowed only 37 goals on 569 shots faced... Also saw action with the VHL's SKA-Neva St. Petersburg and NMHL's SKA-Varyagi im. Morozova in 2017-18... Posted a career-high save percentage (.934) and career-low goals-against average (1.74) while earning a career-high four shutouts with SKA St. Petersburg (MHL) in 2016-17... Appeared in 17 contests for SKA-1946 St. Petersburg (MHL) in 2015-16, recording a 2.33 goals-against average and .902 save percentage.

CAREER RECORD			REGULAR SEASON									PLAYOFFS						
SEASON	CLUB	LEAGUE	GP	W	L	O/T	MINS	GA	SO	GAA	GP	W	L	MINS	GA	SO	GAA	
2014-15	SKA-1946 Saint Petersburg	Russia-Jr.	3	0	1	0	112	6	0	3.21	--	--	--	--	--	--	--	
	SKA-Varyagi Vsevolzhsk	Russia-Jr. (B)	28	13	11	0	1626	73	3	2.69	8	4	4	446	17	1	2.29	
2015-16	SKA-1946 Saint Petersburg	Russia-Jr.	17	10	4	0	929	36	1	2.33	1	0	0	23	2	0	5.29	
	SKA-Varyagi Vsevolzhsk	Russia-Jr. (B)	6	3	3	0	337	122	1	2.14	--	--	--	--	--	--	--	
2016-17	SKA-1946 Saint Petersburg	Russia-Jr.	36	27	8	0	2139	62	4	1.74	8	4	4	479	20	1	2.51	
2017-18	SKA-1946 Saint Petersburg	Russia-Jr.	25	18	5	1	1393	37	8	1.59	10	6	2	598	18	2	1.80	
	SKA-Varyagi im. Morozova	Russia-3	1	0	0	1	64	2	0	1.85	--	--	--	--	--	--	--	
	SKA-Neva Saint Petersburg	Russia-2	2	0	0	0	12	2	0	9.77	--	--	--	--	--	--	--	
2018-19	Sokol Krasnoyarsk	Russia-2	6	1	4	0	87	2	0	3.01	--	--	--	--	--	--	--	
	Yugra Khanty-Mansiysk	Russia-2	2	0	1	0	299	15	0	1.38	--	--	--	--	--	--	--	
2019-20	Yugra Khanty-Mansiysk	Russia-2	30	12	10	5	1573	64	1	2.44	1	0	0	36	0	0	0.00	
2020-21	Yugra Khanty-Mansiysk	Russia-2	26	16	2	2	1333	34	2	1.53	7	4	2	371	13	1	2.10	
2021-22	Ässät	Finland	37	7	25	4	2045	98	0	2.87	--	--	--	--	--	--	--	



IN THE SYSTEM

AMATEUR

EUROPEAN PRO/AMATEUR

PROFESSIONAL



TOMAS VOMACKA

POS: G | HT: 6-3 | WT: 165 | CATCH: Left

ACQUIRED: June 24, 2017 - Nashville's fourth choice, 154th overall (fifth round), in the 2017 NHL Draft

PRONUNCIATION: TAW-mash voh-MAH-kah | DOB: May 2, 1999 | BIRTHPLACE: Trutnov, Czech Republic | HOMETOWN: Trutnov, Czech Republic

CAREER NOTES: Won the 2022 Kelly Cup as ECHL champions with Florida, his rookie professional season... Went 10-6-5 in 22 appearances... Signed a two-year, entry-level contract with the Predators on April 15... Closed out his junior season (2021-22) at Connecticut with a 10-11-2 record, 2.84 goals-against average and .909 save percentage... Named to the watch list for the 2021 Mike Richter Award, given annually to the top goaltender in NCAA Division I men's hockey... Earned a spot on the 2021 Hockey East All-Star Third Team... Played in all 23 of UConn's games, suiting up for 1393:37, the fourth-most minutes played among NCAA goaltenders... Started 33 games for UConn as a sophomore in 2019-20, 19 more than he did as a freshman... His 33 starts were the most by a Huskies goalie since the 2014-15 season... Earned the Hockey East Defensive Player of the Week award on Jan. 20... Appeared in 15 games as a freshman in 2018-19... Finished fifth among freshman goalies in goals-against average (2.32) and save percentage (.922)... Named to the 2019 Hockey East All-Rookie Team... Played 44 games for the USHL's Lincoln Stars in 2017-18... Tied for second in the USHL in wins (24) and tied for fourth in shutouts (3)... Skated with Corpus Christi of the NAHL in 2016-17, his first season in North America... Named 2017 NAHL South Division Goaltender of the Year... Selected to the NAHL's 2017 All-South Division Team and All-Rookie Team... Lists former Preds goaltender Tomas Vokoun as a role model.

CAREER RECORD			REGULAR SEASON									PLAYOFFS						
SEASON	CLUB	LEAGUE	GP	W	L	O/T	MINS	GA	SO	GAA	GP	W	L	MINS	GA	SO	GAA	
2014-15	Hradec Králové U-16	Czech U-16	28	24	4	0	1594	34	6	1.29	6	4	2	338	10	0	1.78	
	Hradec Králové U-18	Czech U-18	7	2	1	0	359	17	0	2.84	--	--	--	--	--	--	--	
2015-16	Hradec Králové U-18	Czech U-18	28	14	14	0	1592	63	4	2.37	3	0	3	190	11	0	3.47	
	Hradec Králové Jr.	Czech-Jr.	4	2	2	0	212	15	0	4.25	1	0	1	13	1	0	4.62	
2016-17	Corpus Christi	NAHL	49	19	13	4	2344	95	1	2.43	8	5	3	544	13	2	1.43	
2017-18	Lincoln	USHL	44	24	19	0	2576	120	3	2.79	3	0	3	139	9	0	3.88	
2018-19	Connecticut	Hockey East	15	7	7	0	827	32	1	2.32	--	--	--	--	--	--	--	
2019-20	Connecticut	Hockey East	33	15	15	3	1974	103	0	3.13	--	--	--	--	--	--	--	
2020-21	Connecticut	Hockey East	23	10	11	2	1394	66	1	2.84	--	--	--	--	--	--	--	
2021-22	Florida	ECHL	22	10	6	5	1230	65	2	3.17	--	--	--	--	--	--	--	



ISAK WALTHER

POS: RW | HT: 6-4 | WT: 198 | SHOT: Left

ACQUIRED: June 22, 2019 - Nashville's seventh choice, 179th overall (sixth round), in the 2019 NHL Draft

PRONUNCIATION: IGH-zikh WAHL-thur | DOB: Aug. 2, 2001 | BIRTHPLACE: Södertälje, Sweden | HOMETOWN: Södertälje, Sweden

CAREER NOTES: Will play his sophomore season at Vermont in 2022-23... Had eight points (3g-5a) in 35 games as a freshman at Vermont in 2021-22... Skated in 18 games for Södertälje of the Swedish junior league in 2020-21, tallying eight goals and 17 points... Served as an alternate captain... Saw his season end early after Sweden canceled the remainder of its junior hockey league seasons on Jan. 8 due to COVID-19... Spent the entire 2019-20 season with Södertälje's U-20 team in the Swedish junior league... Tallied 16 points (10g-6a) in 39 games, his first full season in the league... Tied for second on his team in goals (10) and was second in penalty minutes (42)... Played for the Södertälje program in 2018-19, playing the majority of his games with its U-18 squad... Posted 46 points (25g-21a) across 35 U-18 games in 2018-19... Also played five games for the Södertälje U-20 team, recording four points (2g-2a)... Had 12 points (7g-5a) in 33 games with the Södertälje U-18 team in 2017-18.

CAREER RECORD			REGULAR SEASON							PLAYOFFS				
SEASON	CLUB	LEAGUE	GP	G	A	PTS	PIM			GP	G	A	PTS	PIM
2015-16	Tullinge TP U-16	Sweden U-16	6	3	3	6	2			--	--	--	--	--
2016-17	Södertälje U-16	Sweden U-16	24	4	2	6	6			1	0	0	0	2
	Södertälje U-18	Sweden U-18 B	2	0	0	0	0			--	--	--	--	--
2017-18	Södertälje U-18	Sweden U-18	33	7	5	12	6			6	1	0	1	2
2018-19	Södertälje U-18	Sweden U-18	21	17	17	34	6			--	--	--	--	--
	Södertälje U-18	Sweden U-18 B	14	6	2	8	8			6	6	2	8	6
	Södertälje U-20	Sweden-Jr.	5	2	2	4	0			2	0	0	0	0
2019-20	Södertälje U-20	Sweden-Jr.	39	10	6	16	42			--	--	--	--	--
2020-21	Södertälje U-20	Sweden-Jr.	18	8	9	17	18			--	--	--	--	--
2021-22	Vermont	Hockey East	35	3	5	8	6			--	--	--	--	--




IN THE SYSTEM

AMATEUR

EUROPEAN PRO/AMATEUR

PROFESSIONAL




ADAM WILSBY

POS: D | HT: 6-1 | WT: 188 | SHOT: Left

ACQUIRED: Oct. 7, 2020 - Nashville's fourth choice, 101st overall (fourth round), in the 2020 NHL Draft**PRONUNCIATION:** A-duhm WHLS-bee | **DOB:** Aug. 7, 2000 | **BIRTHPLACE:** Stockholm, Sweden | **HOMETOWN:** Stockholm, Sweden

CAREER NOTES: Appeared in three Calder Cup Playoff games for Milwaukee (AHL) in 2021-22, his first professional games in North America... Signed a two-year, entry-level contract with Nashville on April 13... Concluded his season with Skellefteå by recording 17 points, including a career-high 13 assists, in 51 games... Averaged a career high 17:17 of ice time... Led SHL defensemen in plus-minus +24, the highest by a Skellefteå blueliner since 2012-13... Posted 18 points (6g-12a) in 48 regular-season games for Skellefteå in 2020-21... Added two assists in 12 postseason games, helping lead his fourth-seeded team to the SHL's semifinals against second-seeded Rögle, where they fell in five games... Tied for first among Skellefteå defensemen in goals (6) and was second in assists (12), points (18) and plus-minus (+18)... Among all U-21 SHL defensemen was third in assists, fourth in points and tied for fourth in goals... Spent the majority of the 2019-20 season on loan with Södertälje in Sweden's second division, where he posted 30 points (3q-27a) in 41 games... His 27 assists were the most by a junior player in the league... Played in 13 games for Skellefteå's junior side... Made his professional debut with Skellefteå in 2018-19, appearing in nine games... Skated in 38 games for Skellefteå's junior team and led all league defensemen in assists (14) and points (17)... Product of the Skellefteå youth hockey program.

CAREER RECORD			REGULAR SEASON					PLAYOFFS				
SEASON	CLUB	LEAGUE	GP	G	A	PTS	PIM	GP	G	A	PTS	PIM
2017-18	Skellefteå	Sweden U-18	3	3	2	5	2	--	--	--	--	--
	Skellefteå U-20	Sweden-Jr.	39	1	6	7	12	3	0	0	0	0
2018-19	Skellefteå U-20	Sweden-Jr.	38	4	25	29	18	--	--	--	--	--
	Skellefteå	Sweden	9	0	0	0	2	2	0	0	0	0
2019-20	Skellefteå U-20	Sweden-Jr.	13	6	8	14	12	--	--	--	--	--
	Södertälje	Sweden-2	41	3	27	30	26	1	0	0	0	0
	Skellefteå	Sweden	1	0	1	1	0	--	--	--	--	--
2020-21	Skellefteå	Sweden	48	6	12	18	18	12	0	2	2	2
2021-22	Skellefteå	Sweden	51	4	13	17	28	6	0	2	2	0
	Milwaukee	AHL	--	--	--	--	--	3	0	0	0	2



VLADISLAV YERYOMENKO

POS: D | HT: 6-0 | WT: 185 | SHOT: Right

ACQUIRED: June 23, 2018 - Nashville's third choice, 151st overall (fifth round), in the 2018 NHL Draft**PRONUNCIATION:** vla-dih-SLAY yehr-YO-mehn-koh | **DOB:** April 24, 1999 | **BIRTHPLACE:** Mishutki, Belarus | **HOMETOWN:** Mishutki, Belarus

CAREER NOTES: Will play for Metallurg Magnitogorsk (KHL) in 2022-23... Posted six points (3q-3a) in 40 games for Dinamo Minsk (KHL) in 2021-22... Skated in 44 games for Dinamo Minsk in 2020-21, his second professional season... Established KHL career highs in goals (4) and plus-minus (+16)... Third among team defensemen in goals and tied for third in points... Dressed in five games for his native Belarus at the 2021 World Championship, scoring one goal... Played in 53 games for Dinamo Minsk in 2019-20, his rookie professional season... Was second among team defensemen in points with 10 (3q-7a)... Also appeared in 14 playoff games for Yunost Minsk of the Belarusian league, recording three goals and 11 points en route to winning the league championship... Ranked second among Calgary (WHL) defensemen in points with 33 (7g-26a) in 2018-19... Had a career-best +8 rating to lead Calgary defensemen... Had two assists in five games for Belarus at the 2019 Division I World Junior Championship... Led all Hitmen defensemen in points with 41 (13g-28a) in 2017-18... Set a WHL career high in goals (13) and assists (28)... Posted a 16-point improvement from his rookie WHL campaign, when he had 25 points (6g-19a)... Represented Belarus at the 2018 World Junior Championship and had four points (1g-3a) in six games... Helped Belarus earn promotion to the World Juniors in 2017 after recording three points (1g-2a) in five games at the tournament's Division I competition... Served as an alternate captain on Belarus' 2017 U-18 World Championship squad, where he had four points (2g-2a) in seven contests.

CAREER RECORD			REGULAR SEASON					PLAYOFFS				
SEASON	CLUB	LEAGUE	GP	G	A	PTS	PIM	GP	G	A	PTS	PIM
2015-16	Dinamo-Raubichi	Belarus-2	35	6	17	23	30	14	3	3	6	4
	Dinamo-Raubichi	Russia-Jr.	1	0	0	0	0	--	--	--	--	--
2016-17	Calgary	WHL	62	6	19	25	28	4	0	1	1	0
2017-18	Calgary	WHL	63	13	28	41	30	--	--	--	--	--
2018-19	Calgary	WHL	63	7	26	33	32	11	2	3	5	15
2019-20	Dinamo Minsk	KHL	53	3	7	10	14	--	--	--	--	--
	Yunost Minsk	Belarus	--	--	--	--	--	14	3	8	11	4
2020-21	Dinamo Minsk	KHL	44	4	5	9	16	--	--	--	--	--
2021-22	Dinamo Minsk	KHL	40	3	3	6	14	4	0	0	0	6
	Dinamo-Molodechno	Belarus	--	--	--	--	--	2	--	1	1	2



2022 NHL DRAFT



JULY 7-8, 2022 HELD AT CENTRE BELL IN MONTREAL, QUE.

ROUND	OVERALL	NAME	POSITION	TEAM	LEAGUE
1	17	Joakim Kemell	Right Wing	JYP	Finland
3	82	Adam Ingram	Center	Youngstown	USHL
3	84	Kasper Kulonummi	Defenseman	Jokerit	Finland-Jr.
4	114	Cole O'Hara	Right Wing	Tri-City	USHL
5	146	Graham Sward	Defenseman	Spokane	WHL
7	210	Ben Strinden	Center	Muskegon	USHL





2022 NHL DRAFT

AMATEUR

EUROPEAN PRO/AMATEUR

PROFESSIONAL



JOAKIM KEMELL

POS: RW | HT: 5-11 | WT: 182 | SHOT: Right

ACQUIRED: July 7, 2022 - Nashville's first choice, 17th overall (first round), in the 2022 NHL Draft

PRONUNCIATION: YOH-ah-kihM KEHM-ell | DOB: April 27, 2004 | BIRTHPLACE: Jyväskylä, Finland | HOMETOWN: Jyväskylä, Finland

CAREER NOTES: Will play for JYP (Finland) in 2022-23... Was the No. 2-ranked international skater by NHL Central Scouting entering the 2022 NHL Draft... Skated in his rookie professional season with JYP in 2021-22, tallying 23 points (15g-8a) in 39 games... Named the Liiga Rookie of the Year and was the Rookie of the Month in October... Led Liiga rookies in goals (15)... Recorded the second-most points among U-19 skaters in the league... Earned a silver medal with Finland at the 2022 World Junior Championship... Named to the tournament's All-Star Team... Also earned bronze at the U-18 World Championship and was named one of Finland's three best players... Made his Liiga debut at age 17 in 2021-22 and became the youngest player in league history to score a goal in each of his first two career games... Skated for JYP's junior side and had 36 points (22g-14a) in 38 games... Product of the JYP youth hockey system.

QUOTEBOOK: "He's versatile, but the first thing about him is that he's a goal scorer. He's an extremely confident kid and has a presence and swagger about him. He can shoot from all places and knows how to finish." - Predators European Scout Janne Kekalainen

CAREER RECORD			REGULAR SEASON					PLAYOFFS				
SEASON	CLUB	LEAGUE	GP	G	A	PTS	PIM	GP	G	A	PTS	PIM
2019-20	JYP	Finland U-18	40	17	21	38	38	--	--	--	--	--
2020-21	JYP	Finland U-18	2	3	3	6	0	--	--	--	--	--
	JYP	Finland-Jr.	38	22	14	36	51	3	0	0	0	0
	JYP	Finland	1	1	0	1	0	--	--	--	--	--
2021-22	JYP	Finland	39	15	8	23	2	--	--	--	--	--



ADAM INGRAM

POS: C | HT: 6-2 | WT: 161 | SHOT: Left


ACQUIRED: July 8, 2022 - Nashville's second choice, 82nd overall (third round), in the 2022 NHL Draft

PRONUNCIATION: A-duhm IHN-gruhm | DOB: Oct. 14, 2003 | BIRTHPLACE: Winnipeg, Man. | HOMETOWN: West St. Paul, Man.

CAREER NOTES: Will play his freshman season at St. Cloud State in 2022-23... Produced at more than a point-per-game rate with Youngstown (USHL) in 2021-22, tallying 55 points (26g-29a) in 54 contests... Named to the USHL's All-Rookie Team... Led his team in goals (26) and points... Played for Selkirk of the MJHL in 2020-21... Product of the Winnipeg Hawks youth hockey program, where he was named the WAAA's U-17 Forward of the Year in 2018-19.

QUOTEBOOK: "He's a tall, wiry, skilled and smart hockey player. We think he's going to be a big kid when he is done developing physically. He's a competitive kid who can play wing and center, sees the ice well and can make plays." - Predators North American Amateur Scout David Westby

CAREER RECORD			REGULAR SEASON					PLAYOFFS				
SEASON	CLUB	LEAGUE	GP	G	A	PTS	PIM	GP	G	A	PTS	PIM
2019-20	Winnipeg Thrashers	MJHL	32	15	18	33	12	4	4	2	6	4
2020-21	Selkirk	MJHL	8	2	5	7	8	--	--	--	--	--
2021-22	Youngstown	USHL	54	26	29	55	30	2	1	0	1	2



KASPER KULONUMMI

POS: D | HT: 6-1 | WT: 179 | SHOT: Right

ACQUIRED: July 8, 2022 - Nashville's third choice, 84th overall (third round), in the 2022 NHL Draft

PRONUNCIATION: KAS-puhr KOOL-oh-NUHM-ee | DOB: March 1, 2004 | BIRTHPLACE: Helsinki, Finland | HOMETOWN: Helsinki, Finland

CAREER NOTES: Will play for Tappara (Finland) in 2022-23... Spent most of 2021-22 with Jokerit's U-20 side, serving as an alternate captain and tallying 29 points (3g-26a) in 40 games... Named to the league's First All-Star Team... Led league U-19 blueliners in assists (26)... Was an alternate captain for Finland at the 2022 U-18 World Championship, where he earned bronze... Played the previous four seasons with Jokerit's junior teams, appearing with the U-20, U-18 and U-16 squads... Competed in the 2021 U-18 World Championship.

QUOTEBOOK: "He has a high hockey IQ. He's extremely intelligent and manages the game well, especially with the puck, always giving himself options and making the right plays. He jumps into the play at the right time when needed. He approaches things with his smarts and is able to stay out of trouble because of that." - Predators European Scout Janne Kekalainen

CAREER RECORD			REGULAR SEASON					PLAYOFFS				
SEASON	CLUB	LEAGUE	GP	G	A	PTS	PIM	GP	G	A	PTS	PIM
2019-20	Jokerit	Finland U-16 (B)	6	3	3	6	0	--	--	--	--	--
	Jokerit	Finland U-16	1	0	0	0	0	--	--	--	--	--
	Jokerit	Finland U-18	27	2	11	13	4	--	--	--	--	--
2020-21	Jokerit	Finland U-20	19	0	5	5	0	--	--	--	--	--
2021-22	Jokerit	Finland-Jr.	40	3	26	29	12	2	0	0	0	0
	Kiekko-Vantaa	Finland-2	3	0	0	0	0	--	--	--	--	--



2022 NHL DRAFT

AMATEUR

EUROPEAN PRO/AMATEUR

PROFESSIONAL



COLE O'HARA

POS: RW | HT: 6-0 | WT: 179 | SHOT: Right

ACQUIRED: July 8, 2022 - Nashville's fourth choice, 114th overall (fourth round), in the 2022 NHL Draft

PRONUNCIATION: KOHL oh-HAIR uh | DOB: June 20, 2002 | BIRTHPLACE: Richmond Hill, Ont. | HOMETOWN: Richmond Hill, Ont.

CAREER NOTES: Will play his freshman season at UMass Amherst in 2022-23... Tied for second on Tri-City (USHL) in goals (25) and was tied for third in points (73) and assists (48) in 2021-22... Posted a 45-point improvement from his rookie season with Tri-City in 2020-21, when he had 28 points (11g-17a) in 49 games... Named the OHA Top Prospect and earned OJHL First Team All-Prospect honors with North York in 2019-20.

QUOTEBOOK: "He's relentless, like a dog on a bone, and has a great work ethic. He's got good size and speed, can make plays and has an ability to score goals. We're excited about him going to UMass Amherst and being teammates with Ryan Ufko, another one of our prospects." - Predators North American Amateur Scout Dave Westby

CAREER RECORD			REGULAR SEASON					PLAYOFFS				
SEASON	CLUB	LEAGUE	GP	G	A	PTS	PIM	GP	G	A	PTS	PIM
2018-19	North York	OJHL	53	11	31	42	24	16	3	8	11	4
2019-20	North York	OJHL	51	21	43	64	50	5	3	5	8	2
2020-21	Tri-City	USHL	49	11	17	28	20	3	1	0	1	2
2021-22	Tri-City	USHL	58	25	48	73	47	5	2	6	8	0



GRAHAM SWARD

POS: D | HT: 6-3 | WT: 186 | SHOT: Left


ACQUIRED: July 8, 2022 - Nashville's fifth choice, 146th overall (fifth round), in the 2022 NHL Draft

PRONUNCIATION: GRAY-uhm SORD | DOB: Sept. 12, 2003 | BIRTHPLACE: Langley, B.C. | HOMETOWN: Langley, B.C.

CAREER NOTES: Will play for Spokane (WHL) in 2022-23... Established WHL career highs in goals (10), assists (33) and points (43) in 57 games with Spokane in 2021-22... Second among Spokane skaters in points and assists... Spent the previous two seasons with Spokane, including his rookie WHL campaign in 2019-20, where he had 17 points (2g-15a) in 55 games... Represented Canada White in the 2019 World U-17 Hockey Challenge.

QUOTEBOOK: "He is a solid defenseman who plays a smooth game and moves the puck really well. He's going to be a big body and is going to play a lot of minutes in Spokane this season, so we're looking forward to the role he could play for us in the future." - Predators North American Amateur Scout Glen Sanders

CAREER RECORD			REGULAR SEASON					PLAYOFFS				
SEASON	CLUB	LEAGUE	GP	G	A	PTS	PIM	GP	G	A	PTS	PIM
2018-19	Fraser Valley	BCEHL U-18	32	7	19	26	22	6	1	4	5	8
	Spokane	WHL	1	1	0	1	0	--	--	--	--	--
2019-20	Spokane	WHL	55	2	15	17	10	--	--	--	--	--
2020-21	Spokane	WHL	11	1	0	1	2	--	--	--	--	--
2021-22	Spokane	WHL	57	10	33	43	46	3	1	0	1	8



BEN STRINDEN

POS: C | HT: 6-0 | WT: 198 | SHOT: Right

ACQUIRED: July 8, 2022 - Nashville's sixth choice, 210th overall (seventh round), in the 2022 NHL Draft

PRONUNCIATION: BEHN STRIN-dehn | DOB: June 4, 2002 | BIRTHPLACE: Fargo, N.D. | HOMETOWN: Fargo, N.D.

CAREER NOTES: Will play for North Dakota (NCHC) in 2022-23... Completed his second USHL season with Muskegon in 2021-22, recording 56 points (25g-31a)... Served as an alternate captain... It was a 46-point improvement from his rookie USHL campaign in 2020-21, when he tallied 10 (1g-9a)... Played in one game for Minot (NAHL) in 2019-20 after attending the Northstar Christian Academy in Alexandria, Minn.

QUOTEBOOK: "He's a center with good size and is hard to play against. He's another good competitor who we targeted in this draft - great work ethic with speed." - Predators North American Amateur Scout David Westby

CAREER RECORD			REGULAR SEASON					PLAYOFFS				
SEASON	CLUB	LEAGUE	GP	G	A	PTS	PIM	GP	G	A	PTS	PIM
2019-20	Northstar Christian	18U AAA	53	26	37	63	14	--	--	--	--	--
	Minot	NAHL	1	1	0	1	0	--	--	--	--	--
2020-21	Muskegon	USHL	23	1	9	10	8	4	0	0	0	0
2021-22	Muskegon	USHL	61	25	31	56	70	9	3	4	7	4



2021-22



PREDATORS SEASON NOTES



POSTSEASON STREAK HITS EIGHT

- The Nashville Predators qualified for the Stanley Cup Playoffs for the eighth consecutive season after earning the Western Conference's second wild card spot.
- Nashville has enjoyed postseason hockey in every season since 2014-15, tied for the second-longest active streak (with Washington), trailing only Pittsburgh's run of 16 seasons.
- The Predators' 15 postseason appearances since 2004 - when they reached the playoffs for the first time - are the second-most among NHL teams in that time span.

LONGEST ACTIVE POSTSEASON STREAKS

TEAM	POSTSEASON STREAK	LAST MISSED POSTSEASON
Pittsburgh	16 seasons	2005-06
Nashville/Washington	8 seasons	2013-14
Boston/Toronto	6 seasons	2015-16

LONGEST POSTSEASON STREAKS - PREDATORS HISTORY

STREAK	SEASONS	BEST POSTSEASON RESULT
8 seasons	2015-22	Stanley Cup Final (2017)
4 seasons	2004-08	Western Conference First Round (2004-08)
3 seasons	2010-12	Western Conference Second Round (2011-12)



QUICK HITS

- The Predators recorded 97 points and 45 wins in 2021-22; it was the ninth and eighth time, respectively, that Nashville has reached those marks in franchise history.
- It was the first season in Predators history to have three players with at least 80 points. Nashville was one of two teams (Colorado) to have three players at the 84-point mark.
- Nashville had five players with at least 60 points - Roman Josi, Matt Duchene, Filip Forsberg, Ryan Johansen and Mikael Granlund - for the first time in franchise history.
- With Duchene (43) and Forsberg (42), Nashville was one of two teams in the NHL (Edmonton) to have two players with at least 42 goals.
- The Predators scored 262 goals, their second-most in a single campaign in franchise history (most: 266, 2006-07).
- Per HockeyFights.com, the Predators led the NHL in fighting majors with 59, 23 more than the next-closest team.
- A total of 12 Predators players set career highs in goals, assists, points or wins.



PREDATORS SEASON NOTES

JOSI FOR NORRIS

- Roman Josi, a finalist for the Norris Trophy and Ted Lindsay Award, led NHL defensemen and was tied for ninth in the NHL in points with 96 (23g-73a). He broke the franchise record for points in a season, previously held by Paul Kariya in 2005-06 (85).
- He established career highs in goals (23), assists (73) and points (96). His 23 goals were the second-most among NHL blueliners; he was fifth among all NHL skaters in assists.
- He became just the eighth blueliner in NHL history to record at least 96 points in a season and the first since Phil Housley in 1992-93.
- Josi's 73 assists were tied for the 16th-most by a defenseman in a season in NHL history. He's the eighth blueliner in NHL history to post at least 73 assists in a season and the first since Sergei Zubov in 1993-94.
- Josi led all NHL defensemen in percentage of his team's goals he scored or assisted on at 36.6 percent. This stood as the third-highest mark by a defenseman in NHL history and the highest since Bobby Orr in 1974-75 (39.1 percent).
- He also posted 13.2 percent of Nashville's team points, the most among NHL blueliners. This was the fifth-highest total by a defenseman since 1938-39.
- He was the only NHL defenseman to lead his team in points.
- Using data from Sportlogiq, he led all NHL defensemen (per game) in controlled zone exits (7.56); controlled zone exits with a successful play after (6.24); controlled zone entries (4.33); and controlled zone entries leading to a scoring chance (1.24).
- He was named the NHL's First Star of the Month for March. He led the NHL with 32 points (4g-28a) during the month, becoming the first defenseman to outright lead the NHL in scoring during a month since Paul Coffey in February 1990.



DEPTH ON DISPLAY

- The Predators had 10 players who scored at least 11 goals, tied for the sixth-most in the NHL.
- Nashville also had five skaters record at least 63 points, the second-most among NHL teams behind only Toronto (6).
- Three Predators defensemen tallied at least 30 points, tied for the second-most in the NHL.

POWER PLAY

- Nashville's power play operated at 24.4 percent, the highest mark in franchise history.
- The Predators finished the season tied for fifth in the NHL in power-play percentage (63-for-258).
- Four Predators skaters scored at least 10 power-play goals; Roman Josi notched 37 power-play points (11g-26a), the second-most among NHL defensemen.



DUTCHY LEADS IN GOALS

- Matt Duchene led the Predators and was eighth in the NHL in goals with a career-high 43. His 43 goals were the most in a season in franchise history.
- Duchene also posted a career high in points with 86 (43g-43a), the second-most in a season in Predators history.
- He was one of six players in the NHL to record at least 43 goals and 43 assists.
- Duchene became the first 40-goal scorer in Predators history on April 19 vs. Calgary.
- He scored his 15th power-play goal of 2021-22 on April 16 vs. Chicago, establishing a franchise record in the category, passing the previous mark of 14 held by Shea Weber (2015-16), Paul Kariya (2005-06) and Andy Delmore (2002-03).

FANTASTIC FIL

- Filip Forsberg established career highs in goals (42), assists (42) and points (84).
- He was second on the Predators and tied for ninth in the NHL in goals.
- Forsberg set two franchise records in March - the most goals in a single season with 35 on March 21 at Anaheim and the most goals in franchise history with his 211th on March 19 vs. Toronto.
- With his 34th and 35th goals of the season on March 21, he passed Viktor Arvidsson (34 in 2018-19) for the most in a single season in team history. The record was eventually set by Matt Duchene (43).
- Among NHL skaters who played in at least 41 games this season, Forsberg was second in goals per 60 minutes at 5-on-5 (1.67) and fifth in goals per game (0.61).



PREDATORS SEASON NOTES

TOP-RATED ROOKIES

- Predators rookies scored 39 goals, compiled 112 points and accounted for 15.4 percent of the team's points, the second-, second- and sixth-most, respectively, in the NHL during the 2021-22 campaign.
- Nashville received more goals and points from rookies in 2021-22 than any other season in team history.
- It was the second season in franchise history to feature two rookies with at least 10 goals (Tanner Jeannot, Philip Tomasino) and the first since 1999-00 (David Legwand, Randy Robitaille).
- The Predators dressed seven rookies, combining for 279 games played: Jeannot (81), Alexandre Carrier (77), Tomasino (76), Tommy Novak (27), Cole Smith (8), Jeremy Davies (6), Connor Ingram (3) and Kole Sherwood (1).



CALDER CONTENDER

- Predators forward Tanner Jeannot led all NHL rookies in goals with 24. He became the first Nashville skater to lead NHL rookies in goals in team history.
- He also finished eighth among NHL rookies in points with 41 (24g-17a).
- Jeannot's 24 goals and 41 points were both the second-most in a season by a Predators rookie.
- He averaged 2:32 of shorthanded ice time, the most among NHL rookie forwards.
- He finished second among all NHL skaters in hits with 318, a franchise record. He became the second NHL rookie since 2008-09 to have at least 300 hits in a season.
- Jeannot was one of two NHL players (Brady Tkachuk) to have at least 20 goals and 250 hits this season.
- He also led all NHL players in fighting majors with 14.
- Jeannot tallied seven multi-point games, including his first career three-point performance on March 27 vs. Philadelphia (1g-2a) as part of a "Gordie Howe Hat Trick."
- He scored Nashville's first shorthanded goal of the season on Feb. 22 at Florida.
- He was one of five NHL rookies to score at least one power-play goal and one shorthanded goal.
- Jeannot ranked among the NHL's rookie leaders in scoring despite starting just 25.9 percent of his shifts in the offensive zone, the fourth-fewest among first-year forwards.

CARRIER BREAKS OUT

- Alexandre Carrier led NHL rookie defensemen in plus-minus (+26) and was third in assists (27), points (30) and average TOI (20:59).
- He posted the most assists and points and the best plus-minus rating by a rookie defenseman in franchise history; he also had the second-highest average TOI.
- Carrier was second among Predators defensemen in assists and hits (95) and was third in points.
- Carrier's +26 rating was tied for the fifth-highest in a season in Predators history. He tied Tampa Bay's Victor Hedman for the 18th-highest rating among NHL defensemen this season.

OTHER NOTES

- Ryan Johansen tallied at least 60 points for the sixth time in his NHL career; his 26 goals were his most since also tallying 26 in 2014-15. Johansen scored a career high 11 power-play goals and closed out the regular season with 27 points (13g-14a) in his last 30 games.
- Mikael Granlund had 53 assists, a career high. He became the second center and fifth skater in franchise history to reach the 50-assist mark in a season.
- Philip Tomasino became the third rookie in Predators history to record multiple three-point games in a season (2), joining Craig Smith (4) and Filip Forsberg (3).
- Yakov Trenin established career highs in games played (80), goals (17), assists (7), points (24), plus-minus (+7), blocked shots (33) and hits (191).
- Colton Sissons led the Predators and was 13th in the NHL (among skaters who took at least 1,000 faceoffs) in faceoff percentage at 55.7 percent. He also led the NHL in shorthanded faceoff wins (156) and was fourth in defensive zone faceoff wins (354).
- Juuse Saros, a finalist for the Vezina Trophy, finished third in the NHL in wins with 38, a career high and the fourth-most in a season in Predators history. Saros, who was named an All-Star for the first time in his career, also led NHL goaltenders in minutes played (3,931:23) and starts (67); both were the fourth-most in a season in team history.





FINAL SCORING

POS.	#	PLAYER	GP	TOI/G	G	A	PTS	+/-	PIM	PPG	SHG	GWG	S	S%	FO	FO%	H	BS
59	D	Roman Josi	80	25:33	23	73	96	13	46	11	0	2	281	8.2%	0-0	0.0%	66	133
95	RW	Matt Duchene	78	19:01	43	43	86	6	38	16	0	6	228	18.9%	119-220	54.1%	31	28
9	LW	Filip Forsberg	69	18:06	42	42	84	12	22	10	0	8	226	18.6%	1-0	100.0%	112	48
64	C	Mikael Granlund	80	20:25	11	53	64	-9	33	3	0	3	117	9.4%	569-1206	47.2%	92	45
92	C	Ryan Johansen	79	16:34	26	37	63	-2	53	11	0	6	118	22.0%	691-1313	52.6%	72	35
84	RW	Tanner Jeannot*	81	15:59	24	17	41	2	130	2	1	5	124	19.4%	10-24	41.7%	318	64
26	RW	Philip Tomasino*	76	11:32	11	21	32	2	10	3	0	3	111	9.9%	21-54	38.9%	49	28
14	D	Mattias Ekholm	76	23:29	6	25	31	14	44	0	0	1	145	4.1%	0-0	0.0%	79	96
45	D	Alexandre Carrier*	77	20:59	3	27	30	26	50	1	0	0	95	3.2%	0-1	0.0%	95	124
10	C	Colton Sissons	79	16:10	7	21	28	2	30	1	0	0	87	8.0%	719-1292	55.7%	188	44
13	LW	Yakov Trenin	80	14:40	17	7	24	7	46	0	0	2	136	12.5%	12-35	34.3%	191	33
57	D	Dante Fabbro	66	19:03	3	21	24	13	24	0	0	0	88	3.4%	0-0	0.0%	69	105
28	RW	Eeli Tolvanen	75	13:26	11	12	23	-7	16	1	0	1	151	7.3%	0-1	0.0%	176	45
11	RW	Luke Kunin	82	13:50	13	9	22	-11	99	0	0	0	125	10.4%	48-109	44.0%	223	51
21	LW	Nick Cousins	68	12:28	9	13	22	-8	31	3	0	1	103	8.7%	23-49	46.9%	66	28
47	C	Michael McCarron	51	10:23	7	7	14	10	70	0	1	2	51	13.7%	192-353	54.4%	116	31
5	D	Matt Benning	65	16:20	0	11	11	-24	39	0	0	0	61	0.0%	0-0	0.0%	82	67
82	C	Thomas Novak*	27	11:48	1	6	7	-4	2	1	0	0	25	4.0%	62-141	44.0%	4	6
24	LW	Matt Luff	23	9:24	3	3	6	3	4	0	0	1	26	11.5%	2-2	100.0%	29	4
55	D	Philippe Myers	27	14:53	1	3	4	5	12	0	0	0	28	3.6%	0-0	0.0%	50	17
90	D	Mark Borowiecki	57	13:07	0	4	4	-9	151	0	0	0	45	0.0%	0-0	0.0%	196	79
7	D	Matt Tennyson	8	12:55	0	3	3	0	4	0	0	0	5	0.0%	0-0	0.0%	12	4
38	D	Jeremy Davies*	6	12:15	0	2	2	-5	2	0	0	0	5	0.0%	0-0	0.0%	5	1
3	D	Jeremy Lauzon	13	17:06	1	0	1	3	14	0	0	0	17	5.9%	0-0	0.0%	48	14
8	C	Cody Glass	8	11:25	0	1	1	0	0	0	0	0	9	0.0%	20-57	35.1%	13	4
25	LW	Mathieu Olivier	10	10:06	0	1	1	-3	14	0	0	0	5	0.0%	0-1	0.0%	23	4
17	D	Ben Harpur	19	13:44	0	1	1	-10	27	0	0	0	13	0.0%	0-0	0.0%	36	21
77	RW	Kole Sherwood*	1	8:08	0	0	0	0	0	0	0	0	2	0.0%	0-0	0.0%	3	0
39	G	Connor Ingram*	3	--	0	0	0	--	0	0	0	0	--	--	--	--	--	--
23	LW	Rocco Grimaldi	7	10:56	0	0	0	0	2	0	0	0	8	0.0%	6-9	66.7%	5	0
36	RW	Cole Smith*	8	8:50	0	0	0	-3	0	0	0	0	3	0.0%	0-1	0.0%	21	1
33	G	David Rittich	17	--	0	0	0	--	2	0	0	0	--	--	--	--	--	--
74	G	Juuse Saros	67	--	0	0	0	--	0	0	0	0	--	--	--	--	--	--

#	GOALTENDER	GP	GS	MINs	W	L	OTL	SO	SA	SV%	GAA	G	A	PIM
74	Juuse Saros	67	67	3931:42	38	25	3	4	2107	.918	2.64	0	0	0
33	David Rittich	17	12	822:56	6	3	4	0	431	.886	3.57	0	0	0
39	Connor Ingram*	3	3	177:45	1	2	0	0	91	.879	3.71	0	0	0
NASHVILLE PREDATORS TOTALS		82	82	4933	45	30	7	4	2629	.911	2.83	0	0	0

* = rookie



SCORING BREAKDOWN

No.	PLAYER	HOME			ROAD			EVEN STRENGTH			POWER PLAY			SHORTHANDED			TOTAL		
		G	A	PTS	G	A	PTS	G	A	PTS	G	A	PTS	G	A	PTS	G	A	PTS
3	Jeremy Lauzon	0	0	0	1	0	1	1	0	1	0	0	0	0	0	0	1	0	1
5	Matt Benning	0	5	5	0	6	6	0	11	11	0	0	0	0	0	0	0	11	11
7	Matt Tennyson	0	3	3	0	0	0	0	3	3	0	0	0	0	0	0	0	3	3
8	Cody Glass	0	1	1	0	0	0	0	1	1	0	0	0	0	0	0	0	1	1
9	Filip Forsberg	24	23	47	18	19	37	32	25	57	10	17	27	0	0	0	42	42	84
10	Colton Sissons	1	16	17	6	5	11	6	18	24	1	3	4	0	0	0	7	21	28
11	Luke Kunin	6	3	9	7	6	13	13	7	20	0	2	2	0	0	0	13	9	22
13	Yakov Trenin	6	5	11	11	2	13	17	7	24	0	0	0	0	0	0	17	7	24
14	Mattias Ekholm	3	18	21	3	7	10	6	20	26	0	4	4	0	1	1	6	25	31
17	Ben Harpur	0	0	0	0	1	1	0	1	1	0	0	0	0	0	0	0	1	1
21	Nick Cousins	4	4	8	5	9	14	6	12	18	3	1	4	0	0	0	9	13	22
24	Matt Luff	0	1	1	3	2	5	3	3	6	0	0	0	0	0	0	3	3	6
25	Mathieu Olivier	0	0	0	0	1	1	0	1	1	0	0	0	0	0	0	0	1	1
26	Philip Tomasino	5	9	14	6	12	18	8	15	23	3	6	9	0	0	0	11	21	32
28	Eeli Tolvanen	6	4	10	5	8	13	10	7	17	1	5	6	0	0	0	11	12	23
38	Jeremy Davies	0	1	1	0	1	1	0	2	2	0	0	0	0	0	0	0	2	2
45	Alexandre Carrier	1	20	21	2	7	9	2	23	25	1	3	4	0	1	1	3	27	30
47	Michael McCarron	3	1	4	4	6	10	6	6	12	0	1	1	1	0	1	7	7	14
55	Philippe Myers	0	1	1	1	2	3	1	3	4	0	0	0	0	0	0	1	3	4
57	Dante Fabbro	2	8	10	1	13	14	3	21	24	0	0	0	0	0	0	3	21	24
59	Roman Josi	10	32	42	13	41	54	12	47	59	11	26	37	0	0	0	23	73	96
64	Mikael Granlund	8	24	32	3	29	32	8	28	36	3	25	28	0	0	0	11	53	64
82	Thomas Novak	0	1	1	1	5	6	0	3	3	1	3	4	0	0	0	1	6	7
84	Tanner Jeannot	15	6	21	9	11	20	21	16	37	2	1	3	1	0	1	24	17	41
90	Mark Borowiecki	0	2	2	0	2	2	0	4	4	0	0	0	0	0	0	0	4	4
92	Ryan Johansen	13	20	33	13	17	30	15	24	39	11	13	24	0	0	0	26	37	63
95	Matt Duchene	20	20	40	23	23	46	27	30	57	16	13	29	0	0	0	43	43	86



GAME-BY-GAME SUMMARY

#	DATE	OPP.	RESULT	RECORD	GF-GA	SCORERS	GWG	PP	PK	SF-SA	W-L GOALIE	ATTEND.
1	Oct. 14	SEA	L	0-1-0	3-4	28:59p,64	13	1-2	0-2	30-26	31 / 74	17159+
2	Oct. 16	CAR	L	0-2-0	2-3	92,9	86	0-4	4-4	40-32	31 / 74	17162+
3	Oct. 19	LAK	W	1-2-0	2-1	95p,84	84	1-2	2-2	31-26	74 / 40	17159+
4	Oct. 21	NYR	L	1-3-0	1-3	26	13	0-3	4-4	29-30	31 / 74	17159+
5	Oct. 23	@ WPG	L	1-4-0	4-6	10:21p,59:26p	25	2-4	1-3	30-29	37 / 74	14020
6	Oct. 24	@ MIN	W	2-4-0	5-2	59p,92p,92:9,84	92	2-6	5-5	29-35	39 / 34	16014
7	Oct. 26	SJS	W	3-4-0	3-1	95p,9:64	9	1-1	3-3	26-29	74 / 47	16395
8	Oct. 30	NYI	W (SO)	4-4-0	3-2	84:84	9	0-4	2-4	23-36	74 / 30	17159+
9	Nov. 2	@ CGY	W (OT)	5-4-0	3-2	11:9,95	95	0-2	5-6	22-40	74 / 25	14324
10	Nov. 3	@ EDM	L	5-5-0	2-5	95:92p	29	1-4	1-2	33-30	19 / 39	14414
11	Nov. 5	@ VAN	W	6-5-0	3-2	59p,95:26p	26	2-3	5-5	28-28	74 / 35	18870+
12	Nov. 7	@ CHI	OTL	6-5-1	1-2	45	12	0-2	3-3	21-32	32 / 74	16891
13	Nov. 10	@ DAL	W	1-5-1	4-2	92,84,95,10	95	0-1	2-3	22-27	74 / 70	17560
14	Nov. 11	@ STL	W (OT)	8-5-1	4-3	95,11,13,95	95	0-0	0-1	27-36	33 / 50	18096+
15	Nov. 13	ARI	W	9-5-1	4-1	95:59p,64:59	59	1-3	5-6	24-23	74 / 70	17159+
16	Nov. 16	@ TOR	L	9-6-1	0-3		34	0-1	3-4	24-34	36 / 74	18949+
17	Nov. 20	@ MTL	L	9-7-1	3-6	95p,95p,95	25	2-3	1-2	36-29	35 / 14	20522
18	Nov. 22	ANA	W	10-7-1	3-2	92,64p,13	13	1-4	2-2	35-31	74 / 36	17159+
19	Nov. 24	VGK	L	10-8-1	2-5	9,9p	24	1-6	2-2	28-35	90 / 74	17174+
20	Nov. 26	NJD	W	11-8-1	4-2	59:26,64,45	64	0-3	1-1	31-25	74 / 45	17159+
21	Nov. 27	@ COL	L	11-9-1	2-6	11,95	4	0-2	2-4	28-35	31 / 33	17050
22	Nov. 30	CBJ	W	12-9-1	6-0	9,13,9,9p,21	9	1-4	2-2	37-27	74 / 90	16874
23	Dec. 2	BOS	L	12-10-1	0-2		74	0-1	3-4	42-33	1 / 74	17159+
24	Dec. 4	MTL	W (OT)	13-10-1	4-3	28,84,19	9	0-5	3-4	44-23	74 / 34	17159+
25	Dec. 7	@ DET	W	14-10-1	5-2	92p,59,21,28:57	21	1-2	1-2	33-16	33 / 39	15539
26	Dec. 9	@ NYI	W	15-10-1	4-3	92,10,13,28	28	0-1	1-2	29-21	33 / 40	17255+
27	Dec. 10	@ NJD	W	16-10-1	3-2	59,28p,13	13	1-2	4-4	27-31	74 / 29	14218
28	Dec. 12	@ NYR	W	17-10-1	1-0	26	26	0-1	2-2	24-32	74 / 40	16177
29	Dec. 16	COL	W	18-10-1	5-2	9,84p,9:59p,14	9	2-5	3-4	35-26	74 / 39	17184+
30	Dec. 17	@ CHI	W (OT)	19-10-1	3-2	82p,10p,84	84	2-5	5-5	31-19	74 / 29	18298
31	Dec. 29	@ WSH	L	19-11-1	3-5	13,11,9	92	0-4	6-6	20-37	30 / 74	18573+
32	Dec. 30	@ CRJ	SOL	19-11-2	3-4	47,21,92p	14	1-3	3-3	34-29	90 / 33	17494
33	Jan. 1	CHI	W	20-11-2	6-1	9,92,21p,84:59p,84	92	2-3	4-4	25-38	74 / 60	17504+
34	Jan. 4	@ VGK	W	21-11-2	3-2	9,13,9	9	0-1	3-3	26-43	74 / 36	17804+
35	Jan. 6	@ LAK	W	22-11-2	4-2	9p,95p,24:13	24	2-3	3-4	20-48	74 / 32	14359
36	Jan. 8	@ ARI	W	23-11-2	4-2	14,13,84:59p	84	1-6	6-6	29-40	74 / 70	10317
37	Jan. 11	COL	W (OT)	24-11-2	5-4	84,11,11,95p,95p	95	2-5	2-3	32-44	74 / 35	17159+
38	Jan. 13	BUF	L	24-12-2	1-4	95p	53	1-4	3-4	30-21	80 / 74	17159+
39	Jan. 15	@ BOS	OTL	24-12-3	3-4	10,11,59	71	0-2	0-1	29-44	35 / 74	17850
40	Jan. 17	@ STL	L	24-13-3	3-5	92,9,13	49	0-4	1-2	35-29	35 / 74	18096+
41	Jan. 18	VAN	L	24-14-3	1-3	26p	6	1-2	4-5	32-24	35 / 33	16676
42	Jan. 20	WPG	W	25-14-3	5-2	28,64,92,11,84	92	0-3	4-5	23-38	74 / 37	17159+
43	Jan. 22	@ DET	W	26-14-3	4-1	21p,95,9,95	95	1-3	5-5	25-29	74 / 39	17455+
44	Jan. 25	@ SEA	W	27-14-3	4-2	11,9,14,95p	14	1-4	3-4	27-35	74 / 31	17151+
45	Jan. 27	@ EDM	SOL	27-14-4	2-3	9,95	97	0-3	3-3	30-46	19 / 74	9150
46	Feb. 1	VAN	W	28-14-4	4-2	92,9,9p,84	9	1-3	2-2	28-32	74 / 35	17159+
47	Feb. 9	@ DAL	L	28-15-4	3-4	28,95,13	11	0-4	4-6	23-27	29 / 74	17780
48	Feb. 12	WPG	L	28-16-4	2-5	64,95p	26	1-3	5-8	36-43	37 / 74	17688+
49	Feb. 15	WSH	L	28-17-4	1-4	47	3	0-2	3-4	34-28	30 / 74	17238+
50	Feb. 18	@ CAR	L	28-18-4	3-5	11,9,84	37	0-3	2-4	31-30	31 / 74	18911+
51	Feb. 22	@ FLA	W	29-18-4	6-4	9,59,13,84p,64p,84	64	1-3	2-3	33-28	33 / 72	14234
52	Feb. 24	DAL	W (SO)	30-18-4	2-1	26	64	0-5	4-4	20-48	74 / 29	17869+
53	Feb. 26	TBL	L	30-19-4	2-3	84p,9p	91	2-4	2-4	28-33	88 / 74	68619
54	March 2	@ SEA	L	30-20-4	3-4	26,95p,95	43	1-3	0-0	22-31	60 / 74	17151+
55	March 5	@ SJS	W	31-20-4	8-0	47,95,24,24,95,47,13,64p	47	1-4	3-3	36-20	74 / 32	13936
56	March 8	DAL	W	32-20-4	2-1	92,59	59	0-2	1-1	31-23	74 / 29	17306+
57	March 10	ANA	W	33-20-4	4-1	95p,9,10,95	9	1-2	3-3	30-28	74 / 36	17159+
58	March 12	STL	L	33-21-4	4-7	95,92p,9,95	18	1-3	1-3	35-35	35 / 74	17565+
59	March 13	@ MIN	W	34-21-4	6-2	9,59,26,59p,9,21	26	1-3	3-3	25-28	33 / 34	19009+
60	March 15	PIT	W	35-21-4	4-1	14,84,28,13	84	0-5	4-4	25-36	74 / 1	17498+
61	March 17	@ PHI	L	35-22-4	4-5	84,55,92p,9	86	1-4	3-4	34-33	79 / 74	18405
62	March 19	TOR	W	36-22-4	6-3	84,28,14,9p,95,13	9	1-4	3-3	34-41	74 / 50	17692+
63	March 21	@ ANA	W	37-22-4	6-3	59,92p,9,95p,9,9	95	3-5	4-4	31-29	74 / 36	11679
64	March 22	@ LAK	L	37-23-4	1-6	26	34	0-2	1-2	25-35	32 / 33	12629
65	March 24	@ VGK	L	37-24-4	1-6	9p	10	1-3	2-5	36-50	36 / 74	18021+
66	March 27	PHI	W	38-24-4	5-4	13,13,11,9,84	84	0-2	1-1	35-23	74 / 35	17414+
67	March 29	OTT	W	39-24-4	4-1	47s,47,84,95	47	0-2	5-6	32-37	74 / 31	17176+
68	April 1	@ BUF	L	39-25-4	3-4	9,47,3	71	0-1	1-2	25-35	41 / 74	19070+
69	April 5	MIN	W	40-25-4	6-2	59p,92p,92p,26,95,92	92	3-4	5-6	33-49	74 / 29	17244+
70	April 7	@ OTT	W	41-25-4	3-2	95,84,92p	92	1-4	4-4	34-29	74 / 31	12103
71	April 9	FLA	L	41-26-4	1-4	92	15	0-2	3-3	25-25	30 / 74	17465+
72	April 10	@ PIT	OTL	41-26-5	2-3	95,21	87	0-4	1-1	35-30	1 / 33	17553
73	April 12	SJS	W (OT)	42-26-5	1-0	92	92	0-2	1-1	41-25	74 / 34	17159+
74	April 14	EDM	L	42-27-5	0-4		29	0-3	2-4	30-32	41 / 74	17403+
75	April 16	CHI	W	43-27-5	4-3	28,59,95p,64	64	1-2	4-4	34-31	74 / 32	17159+
76	April 17	STL	L	43-28-5	3-8	21,11,57	25	0-2	0-1	36-33	50 / 74	17277+
77	April 19	CGY	W (SO)	44-28-5	3-2	9p,95	64	1-5	2-3	27-21	74 / 80	17237+
78	April 23	@ TBL	L	44-29-5	2-6	95p,45p	86	2-4	0-2	21-39	1 / 74	19092+
79	April 24	MIN	OTL	44-29-6	4-5	9,95p,92p,57	7	2-5	5-7	25-47	29 / 33	17160+
80	April 26	CGY	OTL	44-29-7	4-5	95,95,9p,9p	28	2-7	4-5	23-38	80 / 33	17498+
81	April 28	@ COL	W (SO)	45-29-7	5-4	95,92,59p,14	95	1-4	5-6	37-46	33 / 35	18011+
82	April 29	@ ARI	L	45-30-7	4-5	10,92,28,64	14	0-2	3-3	33-27	30 / 39	15123

* = sellout; p = power-play goal; s = shorthanded goal



SCORING BY PERIOD/RECORD WHEN SCORING

#	PLAYER	1st	2nd	3rd	OT	TOTAL	RECORD WHEN SCORING
3	Jeremy Lauzon	1	0	0	0	1	0-1-0
9	Filip Forsberg	13	14	14	1	42	19-10-3
10	Colton Sissons	4	0	3	0	7	4-2-1
11	Luke Kunin	3	9	1	0	13	7-4-1
13	Yakov Trenin	2	6	9	0	17	13-3-0
14	Mattias Ekholm	2	2	2	0	6	6-0-0
21	Nick Cousins	2	3	4	0	9	5-2-2
24	Matt Luff	0	3	0	0	3	2-0-0
26	Philip Tomasino	2	8	1	0	11	6-5-0
28	Eeli Tolvanen	6	3	2	0	11	8-3-0
45	Alexandre Carrier	0	2	1	0	3	1-1-1
47	Michael McCarron	4	1	2	0	7	2-2-1
55	Philippe Myers	0	1	0	0	1	0-1-0
57	Dante Fabbro	0	0	3	0	3	1-1-1
59	Roman Josi	8	8	7	0	23	16-3-2
64	Mikael Granlund	3	2	6	0	11	8-3-0
84	Tanner Jeannot	4	8	11	1	24	18-3-0
92	Ryan Johansen	14	7	4	1	26	14-7-2
92	Thomas Novak	1	0	0	0	1	1-0-0
95	Matt Duchene	11	14	15	3	43	21-8-4
Totals		80	91	85	6	262	45-30-7





GOALS BREAKDOWN

PREDATORS' EMPTY-NET GOALS - 17

(opponent pulls goalie in final 5 minutes: 35 times)

DATE	PLAYER	OPPONENT
10/26	Mikael Granlund	San Jose Sharks
11/10	Colton Sissons	at Dallas Stars
11/26	Alexandre Carrier	New Jersey Devils
12/7	Dante Fabbro	at Detroit Red Wings
12/16	Mattias Ekholm	Colorado Avalanche
1/6	Yakov Trenin	at Los Angeles Kings
1/20	Tanner Jeannot	Winnipeg Jets
1/22	Matt Duchene	Detroit Red Wings
2/22	Tanner Jeannot	at Florida Panthers
3/10	Matt Duchene	Anaheim Ducks
3/13	Nick Cousins	at Minnesota Wild
3/13	Filip Forsberg	at Minnesota Wild
3/15	Yakov Trenin	Pittsburgh Penguins
3/19	Yakov Trenin	Toronto Maple Leafs
3/21	Filip Forsberg	at Anaheim Ducks
3/29	Matt Duchene	Ottawa Senators
4/5	Ryan Johansen	Minnesota Wild

OPPONENTS' EMPTY-NET GOALS - 17

(Predators pull goalie in final 5 minutes: 30 times)

DATE	PLAYER	OPPONENT
10/14	Brandon Tanev	Seattle Kraken
10/16	Teuvo Teravainen	Carolina Hurricanes
10/21	Barclay Goodrow	New York Rangers
11/3	Jesse Puljujarvi	at Edmonton Oilers
11/16	Mitch Marner	at Toronto Maple Leafs
11/20	Tyler Toffoli	at Montreal Canadiens
11/24	Mark Stone	Vegas Golden Knights
12/29	Carl Hagelin	at Washington Capitals
1/13	Vinnie Hinostroza	Buffalo Sabres
2/12	Blake Wheeler	Winnipeg Jets
2/15	Alex Ovechkin	Washington Capitals
2/18	Andre Svechnikov	at Carolina Hurricanes
3/12	David Perron	St. Louis Blues
3/12	Justin Faulk	St. Louis Blues
3/22	Adrian Kempe	at Los Angeles Kings
4/9	Jonathan Huberdeau	Florida Panthers
4/9	Gustav Forsling	Florida Panthers

PREDATORS' EXTRA ATTACKER GOALS in the final 5 minutes - 3

DATE	PLAYER	OPPONENT
10/16	Filip Forsberg	Carolina Hurricanes
11/20	Matt Duchene	at Montreal Canadiens
2/18	Tanner Jeannot	at Carolina Hurricanes

OPPONENTS' EXTRA ATTACKER GOALS in the final 5 minutes - 3

DATE	PLAYER	OPPONENT
12/10	Yegor Sharangovich	at New Jersey Devils
1/4	Shea Theodore	at Vegas Golden Knights
3/19	Mitch Marner	Toronto Maple Leafs

PREDATORS' SHORTHANDED GOALS - 2

DATE	PLAYER	OPPONENT
2/22	Tanner Jeannot	at Florida Panthers
3/29	Michael McCarron	Ottawa Senators

OPPONENTS' SHORTHANDED GOALS - 5

DATE	PLAYER	OPPONENT
11/24	Alex Pietrangelo	Vegas Golden Knights
12/29	Evgeny Kuznetsov	at Washington Capitals
3/2	Colin Blackwell	at Seattle Kraken
3/22	Trevor Moore	at Los Angeles Kings
4/14	Darnell Nurse	Edmonton Oilers



SITUATIONAL STATS

SITUATIONAL STATS	
Overall Record	45-30-7
Home Record	25-14-2
Road Record	20-16-5
Overtime Record	6-5
Shootout Record	4-2
One-Goal Game Record	21-8-7
Two-Goal Game Record	8-7
Three-Goal Game Record	16-15
Scoring First	32-9-2
Opponent Scoring First	13-21-5
Leading After 1 Period	24-4-0
Trailing After 1 Period	4-18-2
Tied After 1 Period	17-8-5
Leading After 2 Periods	31-1-1
Trailing After 2 Periods	3-20-1
Tied After 2 Periods	11-9-5
Outshooting Opponent	19-14-2
Outshot by Opponent	25-14-5
Shots Even	1-2-0
1st Half of Back-to-Back	8-6-0
2nd Half of Back-to-Back	5-6-3
Evening Games	40-27-5
Afternoon Games	5-3-2
Weekday Games	32-20-3
Weekend Games	13-10-4
October	4-4-0
November	8-5-1
December	7-2-1
January	8-3-2
February	3-5-0
March	9-5-0
April	6-6-3
Sunday	4-1-3
Monday	2-1-0
Tuesday	15-5-1
Wednesday	1-5-0
Thursday	9-7-2
Friday	4-3-0
Saturday	9-9-1

GOALS BY PERIOD	1st	2nd	3rd	OT	TOTAL	AVG.	
PREDATORS	80	91	85	6	262	3.19	
Opponents	69	87	89	5	250	3.05	
SHOTS BY PERIOD	1st	2nd	3rd	OT	TOTAL	AVG.	
PREDATORS	810	868	732	29	2439	29.7	
Opponents	807	927	870	42	2646	32.3	
POWER PLAY	GOALS		ATTEMPTS		%		
Overall	63		258		24.4% (11-5th NHL)		
Home	32		136		23.5% (11-11th NHL)		
Road	31		122		25.4% (4th NHL)		
PENALTY KILL	GOALS ALLOWED		ATTEMPTS		%		
Overall	59		284		79.2% (18th NHL)		
Home	29		147		80.3% (16th NHL)		
Road	30		137		78.1% (11-13th NHL)		
PENALTIES	PENALTY MINUTES			PIM/GAME			
PREDATORS	1,035			12:37 (1st NHL)			
SITUATIONAL GOALS FOR & AGAINST							
GOALS FOR				GOALS AGAINST			
5-on-5	165			157			
5-on-4	61			5			
5-on-3	1			0			
4-on-4	6			3			
4-on-3	1			0			
3-on-3	5			5			
3-on-4	0			1			
3-on-5	0			4			
4-on-5	2			53			
6-on-5	4			16			
Empty-Net Goals	17			17			
TOTALS		262		250			
WHEN THE PREDATORS SCORE...				WHEN THE OPPOSITION SCORES...			
	W	L	OTL		W	L	OTL
0 Goals	0	3	0	0 Goals	4	0	0
1 Goal	3	7	1	1 Goal	10	0	0
2 Goals	4	7	2	2 Goals	21	1	2
3 Goals	8	9	2	3 Goals	6	5	2
4 Goals	16	4	2	4 Goals	4	8	1
5 Goals	6	0	0	5 Goals	0	8	2
6 Goals	7	0	0	6 Goals	0	6	0
7+ Goals	1	0	0	7+ Goals	0	2	0
TOTALS	45	30	7	TOTALS	45	30	7

WESTERN CONFERENCE

CENTRAL DIVISION				HOME			ROAD			OVERALL		
TEAM	W	L	OTL	W	L	OTL	W	L	OTL	W	L	OTL
Arizona Coyotes	1	0	0	1	1	0	2	1	0			
Chicago Blackhawks	2	0	0	1	0	1	3	0	1			
Colorado Avalanche	2	0	0	1	1	0	3	1	0			
Dallas Stars	2	0	0	1	1	0	3	1	0			
Minnesota Wild	1	0	1	2	0	0	3	0	1			
St. Louis Blues	0	2	0	1	1	0	1	3	0			
Winnipeg Jets	1	1	0	0	1	0	1	2	0			
TOTALS vs. CENTRAL DIVISION	9	3	1	7	5	1	16	8	2			

PACIFIC DIVISION				HOME			ROAD			OVERALL		
TEAM	W	L	OTL	W	L	OTL	W	L	OTL	W	L	OTL
Anaheim Ducks	2	0	0	1	0	0	3	0	0			
Calgary Flames	1	0	1	1	0	0	2	0	1			
Edmonton Oilers	0	1	1	0	1	1	0	2	1			
Los Angeles Kings	1	0	0	1	1	0	2	1	0			
San Jose Sharks	1	0	0	1	0	0	3	0	0			
Seattle Kraken	0	1	0	1	1	0	1	2	0			
Vancouver Canucks	1	1	0	1	0	0	2	1	0			
Vegas Golden Knights	0	1	0	1	1	0	1	2	0			
TOTALS vs. PACIFIC DIVISION	7	4	1	7	4	1	14	8	2			
TOTALS vs. WESTERN CONFERENCE	16	7	2	14	9	2	30	16	4			

EASTERN CONFERENCE

ATLANTIC DIVISION				HOME			ROAD			OVERALL		
TEAM	W	L	OTL	W	L	OTL	W	L	OTL	W	L	OTL
Boston Bruins	0	1	0	0	0	1	0	1	1			
Buffalo Sabres	0	1	0	0	1	0	0	2	0			
Detroit Red Wings	1	0	0	1	0	0	2	0	0			
Florida Panthers	0	1	0	1	0	0	1	1	0			
Montreal Canadiens	1	0	0	0	1	0	1	1	0			
Ottawa Senators	1	0	0	1	0	0	2	0	0			
Tampa Bay Lightning	0	1	0	0	1	0	0	2	0			
Toronto Maple Leafs	1	0	0	0	1	0	1	1	0			
TOTALS vs. ATLANTIC DIVISION	4	4	0	3	4	1	7	8	1			

METROPOLITAN DIVISION				HOME			ROAD			OVERALL		
TEAM	W	L	OTL	W	L	OTL	W	L	OTL	W	L	OTL
Carolina Hurricanes	0	1	0	0	1	0	0	2	0			
Columbus Blue Jackets	1	0	0	0	0	1	1	0	1			
New Jersey Devils	1	0	0	1	0	0	2	0	0			
New York Islanders	1	0	0	1	0	0	2	0	0			
New York Rangers	0	1	0	1	0	0	1	1	0			
Philadelphia Flyers	1	0	0	0	1	0	1	1	0			
Pittsburgh Penguins	1	0	0	0	0	1	1	0	1			
Washington Capitals	0	1	0	0	1	0	0	2	0			
TOTALS vs. METROPOLITAN DIVISION	5	3	0	3	3	2	8	6	2			
TOTALS vs. EASTERN CONFERENCE	9	7	0	6	7	3	15	14	3			



HAT TRICKS/SHUTOUTS/PENALTY SHOTS

PREDATORS' HAT TRICKS - 3

No.	DATE	PLAYER	SCORE	GOALTENDER
42	11/20	Matt Duchene	NSH 3 at MTL 6	Montembeault
43	11/30	Filip Forsberg (4g)	CBJ 0 at NSH 6	Korpisalo
44	4/5	Ryan Johansen	MIN 2 at NSH 6	Fleury (2), Empty Net (1)

OPPONENTS' HAT TRICKS - 2

No.	DATE	PLAYER	SCORE	GOALTENDER
50	11/27	Mikko Rantanen	NSH 2 at COL 6	Rittich
51	4/14	Leon Draisaitl	EDM 4 at NSH 0	Saros

PREDATORS' SHUTOUTS - 4

No.	DATE	GOALIE	SAVES	SCORE
135	11/30	Juuse Saros	27	CBJ 0 at NSH 6
136	12/12	Juuse Saros	32	NSH 1 at NYR 0
137	3/5	Juuse Saros	20	NSH 8 at SJS 0
138	4/12	Juuse Saros	25	SJS 0 at NSH 1 (OT)

OPPONENTS' SHUTOUTS - 3

No.	DATE	GOALIE	SAVES	SCORE
125	11/16	Jack Campbell	24	NSH 0 at TOR 3
126	12/2	Jeremy Swayman	42	BOS 2 at NSH 0
127	4/14	Mike Smith	30	EDM 4 at NSH 0

PREDATORS' PENALTY SHOTS (13 GOALS, 21 STOPS ALL-TIME)

No.	DATE	PLAYER	GOALIE	SCORE	RESULT
34	10/19	Filip Forsberg	Calvin Petersen	LAK 1 at NSH 2	NO GOAL

OPPONENTS' PENALTY SHOTS (16 GOALS, 31 STOPS ALL-TIME)

No.	DATE	PLAYER	GOALIE	SCORE	RESULT
48	1/6	Adrian Kempe	Juuse Saros	NSH 4 at LAK 2	NO GOAL
49	3/29	Connor Brown	Juuse Saros	OTT 1 at NSH 4	NO GOAL

Note: "No." column indicates the number in franchise history





PLAYER GAME-BY-GAME SUMMARY

DATE	OPP.	#3 LAUZON	#5 BENNING	#7 TENNYSON	#8 GLASS	#9 FORSBERG	#10 SISSONS	#11 KUNIN
Oct. 14	SEA		DNP	MIL	0-0/0 11:31	0-2/1 18:28	0-0/0 13:37	0-1/2 14:32
Oct. 16	CAR		DNP	MIL	0-0/0 11:23	1-0/3/1 20:42	0-0/0 14:05	0-0/2 16:01
Oct. 19	LAK		0-0/1-16:23	MIL		0-0/3/0 17:57	0-1/0/1 15:43	0-0/1-16:22
Oct. 21	NYR		0-0/0-11:31	MIL		0-0/1/1 20:47	0-0/0-1 13:30	0-0/0 13:49
Oct. 23	@ WPG		DNP	MIL		0-0/2/1 17:46	1-0/3/0 14:42	0-0/0 13:28
Oct. 24	@ MIN		0-0/0-11:40:08	MIL		1-1/3/1 16:37	0-1/0 16:00	0-0/0 17:51
Oct. 26	SJS		0-0/0-11:56:16	MIL		1-0(W)/2/0 16:18	0-0/3/1 17:42	0-0/0 12:41
Oct. 30	NYI		0-1/0 12:29	MIL		0-0/0 21:12	0-2/0/2 14:59	0-0/0 11:20
Nov. 2	@ CGY		0-0/1 15:56	MIL		1-0/2/1 12:24	0-0/1/1 14:17	1-0/4 16:00
Nov. 3	@ EDM		0-0/2/1 13:24	MIL			0-0/2/0 13:50	0-1/2/1 15:22
Nov. 5	@ VAN		0-0/1-11:55	MIL			0-0/1/2 16:31	0-1/0 15:49
Nov. 7	@ CHI		0-0/0-11:46:48	MIL			0-0/3/0 18:04	0-0/0 17:23
Nov. 10	@ DAL		0-1/0 19:03	MIL			1-0/3/1 17:53	0-0/0 18:43
Nov. 11	@ STL		0-0/0 21:07	MIL			0-0/0-1 14:01	1-1/4/2 17:13
Nov. 13	ARI		0-0/0/2 17:45	MIL			0-0/0 18:11	0-0/0 13:17
Nov. 16	@ TOR		0-0/0 19:34	MIL			0-0/0 10 12:43	0-0/0-1 16:47
Nov. 20	@ MTL		0-0/2/1 16:01	MIL			0-0/0-1 16:26	0-0/2/2 14:59
Nov. 22	ANA		0-0/3/0 14:56	MIL			0-0/1/1 14:33	0-0/1/2 19:01
Nov. 24	VGK		0-0/0-11:40:12	MIL		2-0/3/1 16:50	0-0/0-2 13:32	0-0/0 11:30
Nov. 26	NJD		0-0/1/2 14:30	MIL		0-1/1/1 17:25	0-0/2/0 14:41	0-0/0 12:25
Nov. 27	@ COL		0-0/2/1 15:56	MIL		0-1/1/0 16:45	0-0/0-1 13:01	1-0/4 15:34
Nov. 30	CBJ		0-0/3/0 14:22	MIL		4-0(W)/4/3 15:37	0-1/2/1 16:18	0-0/2 16:57
Dec. 2	BOS		0-0/0 15:22	MIL		0-0/4/0 20:13	0-0/1/1 15:36	0-0/3/0 12:10
Dec. 4	MTL		0-1/0 15:51	MIL		1-0(W)/7/0 22:57	0-0/1/0 12:32	1-1/2 12:17
Dec. 7	@ DET		INJ	MIL		0-0/5/0 19:21	0-0/2/0 14:26	0-0/0/2 16:08
Dec. 9	@ NYI		0-1/2/0 16:27	MIL		0-0/5/1 17:24	1-1/2/1 14:19	0-1/2 15:28
Dec. 10	@ NJD		0-0/1-11:55	MIL			0-1/2/0 17:56	0-0/0 18:12
Dec. 12	@ NYR		0-0/1/0 17:38	MIL		0-1/2/1 16:28	0-0/0 20 21:24	0-0/0 16:23
Dec. 16	COL		0-0/4/0 15:40	MIL		0-0/1/0 14:52	2-0(W)/3/3 19:33	0-3/3/1 25:00
Dec. 17	@ CHI		0-0/0-11:58:38	MIL		0-1/2/1 21:08	1-0/3/1 23:17	0-1/2/1 14:38
Dec. 29	@ WSH		0-0/1/0 19:44	MIL			COVID	1-0/1 12:22
Dec. 30	@ CBJ		0-0/1/0 20:47	MIL		0-0/3/2 18:21	COVID	0-0/3/2 16:10
Jan. 1	CHI		0-1/0/2 18:13	MIL		1-1/4/1 17:16	0-1/0/1 15:30	0-0/0 12:31
Jan. 4	@ VGK		0-0/2/1 23:39	TAXI		2-0(W)/4/1 15:29	0-0/0 14:20	0-0/2 14:53
Jan. 6	@ LAK		0-0/2/0 21:54	TAXI		1-1/2/0 15:42	0-1/0 17:13	0-0/2 15:09
Jan. 8	@ ARI		0-1/2/1 21:19	TAXI			COVID	0-1/0 15:15
Jan. 11	COL		0-0/2/0 16:24	MIL			COVID	2-0/6 16:49
Jan. 13	BUF		0-0/0-11:58:18	MIL			COVID	0-0/1/1 15:41
Jan. 15	@ BOS		0-0/2/1 17:53	MIL			COVID	1-0/2/1 15:49
Jan. 17	@ STL		0-0/1-11:6:21	MIL		1-0/3/0 20:09	0-0/2/0 15:13	0-0/3/2 15:54
Jan. 18	VAN		0-0/2/1 17:53	MIL		0-0/4/1 17:54	0-0/0-1 17:24	0-0/0 14:06
Jan. 20	WPG		0-1/0 19:35	MIL		0-1/0/1 18:07	0-0/1 16:29	1-0/3/1 14:36
Jan. 22	DET		0-0/0 17:08	MIL		1-1/1/3 15:57	0-0/0 17:43	0-0/1/1 15:42
Jan. 25	@ SEA		0-1/0 16:24	MIL		1-1/3/0 17:25	0-1/1/1 13:44	0-0/1 15:39
Jan. 27	@ EDM		0-1/0-11:58:51	MIL		0-0/0/0 12:45	0-0/1/0 19:06	0-0/4/1 14:08
Feb. 1	VAN		INJ	MIL		1-3/1/1 17:39	0-1/0 16:54	0-2/0 14:16
Feb. 9	@ DAL		INJ	MIL		0-1/4/0 20:20	0-0/1 14:42	0-0/1/1 13:39
Feb. 12	WPG		0-0/0 18:04	MIL		0-1/3/1 19:20	0-0/0 15:52	0-0/0 09:21
Feb. 15	WSH		0-0/1/0 13:38	MIL		0-0/6/2 19:40	0-0/2/0 16:16	0-0/1/1 11:45
Feb. 18	@ CAR		0-0/0/2 16:08	MIL		1-0/2/2 18:10	0-0/2/0 15:08	1-0/3/2 15:44
Feb. 22	@ FLA		0-0/0/1 18:55	MIL		1-2/1/1 19:14	0-0/0/2 15:03	0-0/1/1 14:13
Feb. 24	SEA		0-0/0/1 18:56	MIL		0-0/1/0 19:06	0-0/0 10:22	0-0/0 13:34
Feb. 26	TBL		0-0/2/1 18:10	DNP		1-0/5/0 20:27	0-1/0 20:27	0-0/0 12:52
March 2	@ DAL		0-0/1/2 18:09	MIL		0-0/5/1 19:40	0-0/1/2 15:42	0-0/0 13:07
March 5	@ SJS		0-0/1/0 16:02	MIL		0-1/3/2 13:08	0-0/1 16:27	0-0/0 13:28
March 8	DAL		0-0/1/0 14:36	MIL		0-0/3/1 18:12	0-0/2/0 15:13	0-0/3/1 14:06
March 10	ANA		0-1/2/1 18:02	MIL		1-2(W)/2/2 16:16	1-0/1 15:39	0-0/1/1 12:03
March 12	STL		0-0/0/0 14:13	MIL		1-15/0 17:23	0-0/2/0 15:07	0-0/1/2 13:36
March 13	@ MIN		0-0/0/0 06:13	MIL		2-1/2/0 16:27	0-0/0 14:53	0-0/0 11:25
March 15	PIT		INJ	MIL		0-1/0/1 17:17	0-2/2/2 15:27	0-0/0/1 11:29
March 17	@ PHI		INJ	MIL		1-0/5/1 16:13	0-1/0 17:42	0-0/1/1 12:03
March 19	TOR	Acquired from SEA, 3/20	INJ	0-0/1/0 10:08	MIL	1-0(W)/4/0 16:57	0-2/2/2 17:54	0-0/0 10:55
March 21	@ ANA		0-0/0/0 18:12	INJ		2-3/5/1 16:35	0-0/4/2 16:20	0-0/0 10:19
March 22	@ LAK		0-0/0/0 19:52	INJ		0-0/1/2 16:50	0-0/3/1 13:27	0-0/2 12:34
March 24	@ VGK		0-0/3/2 18:59	INJ	0-0/0-11 12:14	1-0/5/2 17:56	0-0/0 16:30	0-0/3/0 12:46
March 27	PHI	0-0/2/2 20:06	0-0/1/3 12:07	DNP		1-0/2/1 17:30	0-0/2/1 14:33	1-0/6 12:56
March 29	OTT	0-0/2/1 21:03	0-0/3/1 12:44	DNP		0-1/0 15:37	0-0/2/1 16:21	0-0/0 12:20
April 1	@ BUF	1-0/0 19:35	0-1/2/0 14:18	DNP		1-0/3/2 19:03	0-0/0/2 14:25	0-0/0 13:34
April 5	MIN	0-0/3/1 16:41	DNP	DNP		0-3/4/2 17:29	0-0/2/0 19:08	0-0/1/1 11:27
April 7	@ FLA	0-0/0/0 15:45	DNP	MIL		0-0/4/1 17:25	0-0/0/1 17:40	0-0/0 17:56
April 9	OTT	0-0/1/0 17:49	DNP	MIL		0-15/1 20:19	0-0/1/1 16:27	0-0/1/1 09:36
April 10	@ PIT	0-0/2/1 21:08	0-0/0-11:4:45	MIL		0-0/0/1 18:38	0-0/3/1 16:22	0-0/0 10:40
April 12	SJS	0-0/2/0 17:42	DNP	MIL		0-15/1 21:10	0-0/2/0 17:02	0-0/0 10:05
April 14	EDM	0-0/1/0 14:57	0-0/1/0 15:42	MIL		0-0/2/0 11:34	0-0/3/1 17:32	0-0/2/0 10:24
April 16	CHI	0-0/0/0 00:33	DNP	MIL		0-1/0/1 10:14	0-2/7/0 11:54	0-0/0-1 13:58
April 17	STL	INJ	0-0/1/1 16:42	MIL		0-0/0/1 11:24	0-18/4 17:09	0-0/2/1 14:46
April 19	CGY	INJ	0-0/0/0 12:52	MIL		1-0/5/1 20:22	0-0/2/0 19:34	0-0/4/0 13:13
April 23	@ TBL	INJ	0-0/0/1 14:11	MIL		0-1/0-1 17:04	0-0/0/0 15:51	0-0/1/2 12:13
April 24	MIN	INJ	0-0/0/0 14:11	MIL		1-2/2/0 21:01	0-0/0/1 16:42	0-0/1/1 09:48
April 26	CGY	INJ	0-0/3/0 14:09	MIL		2-0/6/0 19:49	0-0/0/0 16:42	0-0/0 12:58
April 28	@ COL	INJ	0-0/0/1 15:18	MIL		0-15/2 19:36	0-0/0/1 16:09	0-0/2/1 11:30
April 29	@ ARI	INJ	0-0/1/3 17:00	MIL		0-1/4/1 19:19	1-0/2/1 14:50	0-0/0 11:38

Skaters: Goals-Assists (Game Winning or Game Tying), Shots / (+/-), TOI

Goalies: Goals Allowed/Shots, Decision, Minutes Played

DNP = Did Not Play; INJ = Injured; ILL = Illness; MIL = Milwaukee (AHL); SUS = Suspended; TAXI = Taxi Squad; COVID = COVID-19 Protocol List



PLAYER GAME-BY-GAME SUMMARY

DATE	OPP.	#13 TRENNIN	#14 EKHOLM	#17 HARPUR	#21 COUSINS	#23 GRIMALDI	#24 LUFF	#25 OLIVIER
Oct. 14	SEA	0-0/0 11:48	0-0/2/1 23:35	0-0/0/1 12:43	0-0/0/0 13:57	DNP	MIL	INJ
Oct. 16	CAR	0-0/0/0 11:09	0-1/2/1 22:47	DNP	0-0/3/0 11:43	0-0/0/0 09:19	MIL	INJ
Oct. 19	LAK	0-0/2/0 14:39	0-0/1/1 23:35	DNP	0-0/3/0 12:31	0-0/0/0 11:28	MIL	INJ
Oct. 21	NYR	0-0/3/0 12:55	0-0/2/2 23:36	DNP	0-0/2/1 12:15	DNP	MIL	INJ
Oct. 23	@ WPG	0-0/0/1 14:57	0-0/2/1 23:52	0-0/0/2 22:30	1-2/3/0 14:24	DNP	MIL	MIL
Oct. 24	@ MIN	0-1/0/0 15:40	0-0/2/1 21:13	DNP	0-0/5/1 13:36	DNP	MIL	MIL
Oct. 26	SJS	0-0/2/0 15:07	0-0/0/0 23:53	DNP	0-0/1/0 12:08	DNP	MIL	MIL
Oct. 30	NYI	0-0/0/2 13:14	0-0/1/1 26:57	DNP	0-0/1/0 12:19	DNP	MIL	MIL
Nov. 2	@ CGY	0-0/0/0 14:56	0-1/0/1 24:49	DNP	0-0/0/0 11:52	DNP	MIL	MIL
Nov. 3	@ EDM	0-0/2/0 14:16	0-0/2/1 21:44	0-0/2/1 14:57	0-0/1/1 13:08	0-0/4/0 12:01	MIL	MIL
Nov. 5	@ VAN	0-0/0/2 13:07	0-0/0/0 22:08	0-0/1/2 15:21	0-0/1/0 13:25	0-0/1/0 14:34	MIL	MIL
Nov. 7	@ CHI	0-0/2/0 16:40	0-0/1/1 22:20	DNP	0-0/1/1 07:25	0-0/1/1 10:37	MIL	MIL
Nov. 10	@ DAL	0-1/0/1 15:08	0-1/2/1 26:25	DNP	INJ	DNP	MIL	0-0/0/0 12:07
Nov. 11	@ STL	1-0/0/0 15:28	0-0/1/0 23:06	DNP	INJ	DNP	MIL	0-1/0/0 12:46
Nov. 13	ARI	0-0/0/0 14:14	0-0/3/1 24:02	DNP	INJ	MIL	MIL	0-0/0/0 09:31
Nov. 16	@ TOR	0-0/2/0 12:35	0-0/3/2 23:43	DNP	INJ	MIL	MIL	0-0/0/0 08:24
Nov. 20	@ MTI	0-0/3/1 16:45	0-0/4/0 22:17	DNP	0-0/1/0 13:25	MIL	MIL	0-0/0/0 09:35
Nov. 22	ANA	1-0/0/1 14:37	0-0/0/0 22:58	DNP	0-0/1/0 12:44	MIL	MIL	DNP
Nov. 24	VGK	0-0/0/2 12:21	0-0/1/2 22:15	MIL	0-0/3/1 15:38	MIL	MIL	MIL
Nov. 26	NJD	0-0/3/0 15:23	0-0/3/0 22:32	MIL	0-1/1/1 13:11	MIL	MIL	MIL
Nov. 27	@ COL	0-0/0/1 12:59	0-0/2/0 20:42	MIL	0-0/1/2 15:14	MIL	MIL	MIL
Nov. 30	CBJ	1-0/2/1 14:01	0-0/2/3 22:41	MIL	1-0/5/1 14:47	MIL	MIL	MIL
Dec. 2	BOS	0-0/1/1 12:26	0-0/3/0 23:22	MIL	0-0/5/0 11:41	MIL	MIL	MIL
Dec. 4	MTL	0-0/1/0 10:40	0-2/1/2 24:48	MIL	0-0/1/0 14:30	MIL	MIL	MIL
Dec. 7	@ DET	0-0/3/0 14:07	ILL	0-0/1/0 13:20	1-0/0/0 2/0 10:31	MIL	DNP	MIL
Dec. 9	@ NYI	1-0/3/0 11:15	0-0/1/1 20:38	DNP	0-0/1/0 13:21	MIL	MIL	MIL
Dec. 10	@ NJD	1-0/0/0 2/0 19:01	0-0/1/1 19:44	0-0/0/2 05:58	0-1/0/1 14:05	MIL	0-0/1/0 07:40	MIL
Dec. 12	@ NYR	0-0/5/0 14:10	0-0/0/1 21:17	DNP	0-0/1/0 08:52	MIL	0-0/0/0 09:28	MIL
Dec. 16	COL	0-0/1/0 15:40	1-0/4/3 23:49	DNP	COVID	0-0/1/1 09:06	COVID	0-0/1/0 14:19
Dec. 17	@ CHI	0-0/0/0 16:13	0-0/2/1 23:43	DNP	COVID	0-0/1/0 09:25	COVID	0-0/1/0 11:42
Dec. 29	@ WSH	1-0/4/0 14:33	0-0/1/0 24:52	0-1/0/1 17:45	0-0/0/2 08:07	MIL	TAXI	0-0/0/2 07:25
Dec. 30	@ CBJ	0-0/2/1 16:50	0-0/3/0 28:41	0-0/1/2 16:40	1-0/2/1 15:37	MIL	0-1/1/0 08:51	TAXI
Jan. 1	CHI	0-2/1/2 13:33	0-3/1/3 20:58	DNP	1-0/2/0 10:47	MIL	TAXI	MIL
Jan. 4	@ VGK	1-0/3/1 13:45	0-1/0/1 25:19	DNP	0-0/2/0 10:07	MIL	0-0/1/0 07:48	MIL
Jan. 6	@ LAK	1-0/1/0 14:36	0-0/0/1 22:48	DNP	0-1/0/1 09:35	MIL	1-0/0/0 3/0 07:23	MIL
Jan. 8	@ ARI	1-0/2/1 13:33	1-0/1/1 22:32	DNP	0-0/0/0 13:55	MIL	0-0/1/1 09:05	MIL
Jan. 11	COL	COVID	0-0/2/1 16:47	DNP	0-1/3/0 16:01	MIL	0-1/0/1 11:03	MIL
Jan. 13	BUF	COVID	0-0/0/2 22:39	DNP	0-0/1/1 13:34	MIL	0-0/0/0 13:13	MIL
Jan. 15	@ BOS	0-0/2/1 15:40	COVID	DNP	0-1/1/0 16:05	MIL	0-0/0/2 06:15	MIL
Jan. 17	@ STL	1-0/3/0 14:23	0-0/0/1 14:03	DNP	0-0/1/0 15:26	MIL	TAXI	MIL
Jan. 18	VAN	0-0/1/1 14:48	COVID	DNP	0-0/1/0 12:22	MIL	MIL	MIL
Jan. 20	WPG	0-0/0/1 12:08	0-0/2/1 25:21	DNP	0-0/1/0 11:00	MIL	MIL	MIL
Jan. 22	DET	0-0/0/0 13:43	0-1/2/1 24:26	DNP	1-0/2/1 12:31	MIL	MIL	MIL
Jan. 25	@ SEA	0-0/1/1 13:10	1-0/0/0 1/0 24:40	DNP	0-0/3/0 16:00	MIL	TAXI	MIL
Jan. 27	@ EDM	0-0/4/0 17:29	0-0/0/1 24:47	DNP	0-0/1/1 15:59	MIL	0-0/0/0 08:45	MIL
Feb. 1	VAN	0-0/1/1 14:09	0-1/2/0 22:11	DNP	0-0/2/0 15:02	MIL	MIL	MIL
Feb. 9	@ DAL	1-0/2/1 13:14	0-1/2/1 23:18	0-0/1/0 14:35	0-0/1/1 13:08	MIL	MIL	MIL
Feb. 12	WPG	0-0/4/0 15:32	0-0/4/0 22:50	DNP	0-0/0/0 06:29	MIL	MIL	MIL
Feb. 15	WSH	0-0/3/0 15:42	0-0/2/0 22:17	DNP	INJ	MIL	MIL	MIL
Feb. 18	@ CAR	0-0/1/0 15:53	0-0/1/2 26:08	DNP	INJ	MIL	MIL	MIL
Feb. 22	@ FLA	1-0/2/1 15:07	0-0/1/0 20:55	DNP	INJ	MIL	0-0/2/0 09:34	MIL
Feb. 24	SEA	0-0/3/1 16:09	0-0/2/0 26:02	DNP	INJ	MIL	0-0/1/0 08:47	MIL
Feb. 26	TBL	0-0/0/0 14:52	0-0/0/1 12:40	0-0/0/0 10:34	INJ	MIL	0-0/2/1 06:43	MIL
March 2	@ DAL	0-0/1/2 15:12	0-0/1/1 21:55	DNP	INJ	MIL	0-0/1/2 12:05	MIL
March 5	@ SJS	1-0/3/1 16:30	0-1/2/3 23:55	0-0/1/0 15:47	INJ	MIL	2-1/2/4 10:08	MIL
March 8	DAL	0-0/1/0 14:33	0-0/2/0 21:37	0-0/1/0 14:53	0-0/1/0 11:36	MIL	DNP	MIL
March 10	ANA	0-0/0/0 15:08	0-1/4/2 21:08	0-0/1/0 16:49	0-0/2/0 14:00	MIL	DNP	MIL
March 12	STL	0-0/3/0 14:31	0-1/2/2 21:15	0-0/0/1 13:58	0-0/1/0 11:55	MIL	DNP	MIL
March 13	@ MIN	0-0/1/0 17:01	0-0/2/0 26:09	0-0/0/2 15:59	1-2/2/3 12:34	MIL	MIL	MIL
March 15	PIT	1-0/1/2 13:39	1-0/3/0 23:17	0-0/2/0 11:50	0-0/1/0 13:26	MIL	DNP	MIL
March 17	@ PHI	0-0/1/0 17:26	0-0/5/0 24:01	0-0/2/2 11:29	0-1/1/0 09:48	MIL	DNP	MIL
March 19	TOR	1-1/3/1 16:26	1-0/3/1 25:55	DNP	0-0/1/0 12:00	MIL	DNP	MIL
March 21	@ ANA	0-0/3/1 13:57	ILL	DNP	0-1/0/1 13:55	MIL	DNP	MIL
March 22	@ LAK	0-0/4/1 13:54	0-0/1/3 23:20	DNP	0-0/1/2 13:54	MIL	DNP	MIL
March 24	@ VGK	0-0/1/0 15:32	0-0/4/2 24:30	0-0/0/1 11:51	0-0/3/0 10:30	MIL	0-0/1/0 10:28	MIL
March 27	PHI	2-0/4/3 14:39	0-0/4/2 25:28	DNP	0-0/3/0 10:20	MIL	DNP	MIL
March 29	OTT	1-1/3/1 14:34	0-3/4/3 24:13	DNP	0-1/2/1 10:15	MIL	DNP	MIL
April 1	@ BUF	0-0/1/1 14:25	0-0/3/0 23:26	DNP	0-0/0/2 12:28	MIL	DNP	MIL
April 5	MIN	0-0/2/0 15:48	0-2/0/1 25:35	DNP	0-0/1/0 09:33	MIL	0-0/0/0 09:11	MIL
April 7	@ OTT	0-0/3/1 14:06	0-0/4/1 23:51	DNP	0-0/2/0 11:08	MIL	0-0/2/0 08:02	MIL
April 9	FLA	0-0/0/2 14:04	0-0/3/1 21:11	DNP	0-0/2/1 11:56	MIL	0-0/1/1 10:13	MIL
April 10	@ PIT	0-0/2/0 16:09	0-0/2/0 24:26	DNP	1-0/2/1 12:24	MIL	0-0/2/0 09:14	MIL
April 12	SJS	0-0/0/0 16:26	1-1/3/1 23:48	DNP	0-0/0/0 11:04	MIL	0-0/2/0 09:07	MIL
April 14	EDM	0-0/0/0 13:14	0-0/2/0 22:31	DNP	0-0/1/0 13:49	MIL	ILL	MIL
April 16	CHI	0-0/2/0 15:20	0-0/3/0 27:44	DNP	0-0/0/1 09:59	MIL	ILL	MIL
April 17	STL	0-0/0/1 17:09	1-1/3/0 21:25	DNP	1-1/2/2 16:37	MIL	ILL	MIL
April 19	CGY	0-0/2/0 17:14	0-0/1/1 25:36	DNP	0-0/2/1 14:34	MIL	ILL	MIL
April 23	@ TBL	0-0/2/0 16:06	0-1/1/1 21:09	DNP	0-0/2/2 11:34	MIL	0-0/1/1 12:31	MIL
April 24	MIN	0-0/0/0 13:34	0-0/1/0 21:25	DNP	0-0/0/1 10:58	MIL	DNP	MIL
April 26	CGY	0-0/0/1 14:07	0-0/1/1 24:56	DNP	0-0/1/1 09:28	MIL	DNP	0-0/0/1 06:29
April 28	@ COL	0-0/5/1 12:29	1-1/4/2 21:53	DNP	0-0/0/0 09:39	MIL	DNP	0-0/2/0 08:41
April 29	@ ARI	0-0/0/1 14:52	INJ	DNP	DNP	MIL	0-0/1/1 10:48	DNP

Skaters: Goals-Assists (Game Winning or Game Tying), Shots / (+/-), TOI

Goalies: Goals Allowed/Shots, Decision, Minutes Played

DNP = Did Not Play; INJ = Injured; ILL = Illness; MIL = Milwaukee (AHL); SUS = Suspended; TAXI = Taxi Squad; COVID = COVID-19 Protocol List



PLAYER GAME-BY-GAME SUMMARY

DATE	OPP.	#26 TOMASINO	#28 TOLVANEN	#36 SMITH	#38 DAVIES	#45 CARRIER	#47 McCARRON	#55 MYERS
Oct. 14	SEA	0-0/1/10:34	1-0/6/14:09	MIL	MIL	0-1/0/12:13	MIL	0-0/1/0 21:01
Oct. 16	CAR	DNP	0-0/0/15:12	MIL	MIL	0-0/3/0 17:50	MIL	0-0/0/0 15:52
Oct. 19	LAK	DNP	0-0/4/-1 12:49	MIL	MIL	0-1/1/1 21:50	MIL	DNP
Oct. 21	NYR	1-0/5/0 13:33	0-0/1/0 10:02	MIL	MIL	0-0/1/-1 19:59	MIL	DNP
Oct. 23	@ WPG	1-1/1/0 14:36	0-0/3/0 14:55	MIL	MIL	0-0/0/-1 18:46	MIL	0-0/2/-1 14:58
Oct. 24	@ MIN	0-0/0/0 11:17	0-0/0/0 01:18	MIL	MIL	0-0/0/0 19:27	MIL	DNP
Oct. 26	SJS	0-0/3/0 11:44	0-0/1/0 10:07	MIL	MIL	0-1/1/1 21:03	MIL	DNP
Oct. 30	NYI	0-0/3/0 13:14	0-0/4/0 14:00	MIL	MIL	0-0/1/0 21:24	MIL	DNP
Nov. 2	@ CGY	0-0/3/0 10:07	0-0/0/1 13:57	MIL	MIL	0-1/1/0 23:48	MIL	DNP
Nov. 3	@ EDM	0-0/0/-1 13:31	0-0/4/-1 16:51	MIL	MIL	0-0/1/0 22:28	MIL	DNP
Nov. 5	@ VAN	1-0(W)/3/0 11:10	0-1/2/0 13:29	MIL	MIL	0-0/1/0 21:44	MIL	DNP
Nov. 7	@ CHI	0-0/3/0 13:36	0-0/5/1 13:22	MIL	MIL	1-0/2/1 18:03	MIL	0-0/0/1 15:43
Nov. 10	@ DAL	0-1/2/1 12:20	0-0/0/0 11:15	MIL	MIL	0-0/0/0 09:10	0-0/2/0 08:26	0-0/2/2 19:36
Nov. 11	@ STL	0-0/1/1 11:24	0-0/0/0 14:02	MIL	MIL	INJ	0-0/0/0 06:56	0-0/5/0 18:06
Nov. 13	ARI	0-0/1/0 13:06	0-2/2/2 11:52	MIL	MIL	INJ	0-0/2/0 11:01	0-0/0/0 19:33
Nov. 16	@ TOR	0-0/1/0 12:10	0-0/2/-1 13:31	DNP	INJ	0-0/0/0 08:33	0-0/0/0 08:33	0-0/1/0 16:16
Nov. 20	@ MTL	0-0/1/0 13:52	0-1/2/-1 16:05	MIL	MIL	0-0/0/-1 21:57	0-0/1/0 09:51	DNP
Nov. 22	ANA	0-0/1/0 09:27	0-0/3/0 14:07	MIL	MIL	0-0/2/0 19:28	0-0/0/0 07:31	DNP
Nov. 24	VGK	0-0/0/-1 10:27	0-0/6/0 15:58	MIL	MIL	0-0/3/-1 23:18	MIL	DNP
Nov. 26	NJD	1-0/1/-1 11:07	0-0/3/1 13:20	MIL	MIL	1-1/2/2 20:58	MIL	DNP
Nov. 27	@ COL	0-0/0/0 11:25	0-1/2/0 12:48	MIL	MIL	0-0/4/0 21:44	MIL	DNP
Nov. 30	CBJ	0-1/2/1 13:19	0-0/3/0 17:38	MIL	MIL	0-0/1/3 22:40	MIL	DNP
Dec. 2	BOS	0-0/3/0 10:38	0-0/3/0 11:10	MIL	MIL	0-0/0/0 19:38	MIL	DNP
Dec. 4	MTL	0-0/3/0 11:31	1-0/4/1 15:54	MIL	MIL	0-1/3/1 19:06	MIL	DNP
Dec. 7	@ DET	0-0/1/0 10:20	1-0/1/3 15:50	MIL	MIL	0-0/0/0 19:41	MIL	0-0/1/0 15:50
Dec. 9	@ NYI	0-0/0/0 12:25	1-0(W)/3/2 15:34	MIL	MIL	0-0/0/1 19:07	MIL	DNP
Dec. 10	@ NJD	1-0/1/0 13:09	1-0/2/1 19:25	MIL	MIL	0-0/1/1 18:23	MIL	DNP
Dec. 12	@ WVR	1-0(W)/1/1 15:16	0-0/2/0 19:06	MIL	MIL	0-1/2/1 19:43	0-0/3/0 12:10	DNP
Dec. 16	COL	COVID	0-0/1/0 13:58	0-0/3/-1 10:34	MIL	0-2/1/2 19:47	COVID	0-0/0/0 06:01
Dec. 17	@ CHI	COVID	0-1/2/0 15:39	0-0/0/0 11:12	MIL	0-1/0/0 21:02	COVID	0-0/4/0 08:23
Dec. 29	@ WSH	0-0/1/-2 06:40	0-1/1/-1 11:50	MIL	MIL	0-0/0/-3 23:40	0-0/2/1 13:30	DNP
Dec. 30	@ CBJ	0-0/1/1 11:44	0-0/2/-1 15:38	MIL	MIL	0-0/4/0 23:07	1-0/2/1 13:53	DNP
Jan. 1	CHI	0-1/2/10 10:50	0-0/2/0 12:05	MIL	MIL	0-0/1/1 21:44	0-0/2/0 11:14	0-0/0/0 17:09
Jan. 4	@ VGK	DNP	0-0/2/-1 15:29	MIL	MIL	0-0/1/-1 21:49	0-0/0/0 08:28	0-1/0/1 13:10
Jan. 6	@ LAK	DNP	0-0/3/0 15:02	MIL	MIL	0-0/3/0 20:21	0-0/0/1 08:30	0-0/1/1 14:45
Jan. 8	@ ARI	0-0/2/-1 10:15	0-1/3/2 14:57	MIL	MIL	0-0/2/0 21:24	0-0/0/-1 09:43	0-0/0/2 13:29
Jan. 11	COL	0-0/0/-1 09:12	0-0/2/-1 21:58	0-0/0/-1 10:59	MIL	0-1/3/0 23:32	0-0/1/0 07:46	DNP
Jan. 13	BUF	0-0/4/-1 11:03	0-0/0/1 15:13	0-0/0/-1 10:06	MIL	0-0/1/0 18:31	0-0/2/-1 09:41	0-0/0/-1 11:50
Jan. 15	@ BOS	0-1/0/1 06:43	0-0/0/-1 21:22	TAXI	MIL	0-0/2/2 19:36	0-0/0/1 06:31	0-0/2/1 14:54
Jan. 17	@ STL	0-0/2/0 09:55	0-0/1/-1 12:25	TAXI	MIL	0-0/2/1 21:16	0-0/1/1 08:32	0-1/2/1 17:31
Jan. 18	VAN	1-0/5/0 12:20	0-1/2/0 13:25	TAXI	MIL	0-1/1/0 22:47	0-0/3/0 08:47	0-0/0/-1 14:25
Jan. 20	WPG	0-1/1/1 09:52	1-0/2/1 15:19	TAXI	TAXI	1-0/0/2 23:17	0-0/0/1 09:21	DNP
Jan. 22	DET	0-1/2/-1 12:28	COVID	0-0/0/0 10:13	TAXI	0-0/1/2 25:03	0-0/2/0 11:12	DNP
Jan. 25	@ SEA	0-0/3/0 09:26	COVID	0-0/0/0 07:38	MIL	0-0/0/1 23:41	0-0/0/0 07:45	DNP
Jan. 27	@ EDM	0-0/0/0 11:27	COVID	TAXI	MIL	0-1/2/1 24:33	0-0/0/0 09:37	DNP
Feb. 1	VAN	0-0/1/-2 10:31	0-0/1/-2 10:34	MIL	MIL	0-1/0/0 20:22	0-1/2/0 09:35	0-1/2/1 15:31
Feb. 9	@ DAL	0-0/0/1 07:04	1-0/2/1 06:42	MIL	MIL	0-1/0/0 20:50	0-0/0/1 08:13	0-0/1/0 15:22
Feb. 12	WPG	0-0/2/0 10:25	0-0/3/0 12:41	MIL	MIL	0-0/0/1 20:51	0-0/3/0 12:02	DNP
Feb. 15	WSH	0-0/2/1 07:56	0-0/2/-1 11:59	0-0/0/1 08:16	MIL	0-0/0/0 21:55	1-0/1/1 09:10	DNP
Feb. 18	@ CAR	0-0/3/0 11:59	0-0/3/-1 11:57	0-0/0/-1 08:43	MIL	0-0/1/0 20:25	0-0/0/-1 08:51	DNP
Feb. 22	@ FLA	0-0/1/-1 13:06	0-0/3/0 10:03	MIL	MIL	0-1/1/1 18:48	0-0/1/1 11:11	0-0/0/1 14:25
Feb. 24	DAL	1-0/1/1 12:19	0-0/3/0 14:36	MIL	MIL	0-0/1/0 11:25	0-0/1/0 10:36	0-0/0/0 15:06
Feb. 26	TBL	0-1/0/1 12:35	0-0/1/-1 08:37	MIL	MIL	INJ	0-0/2/-1 09:27	0-0/0/0 14:51
March 2	@ SEA	1-0/1/0 13:35	0-1/1/1 13:08	MIL	MIL	INJ	0-0/1/1 11:27	0-0/2/-1 13:24
March 5	@ SJS	0-3/1/5 11:27	0-0/2/0 14:46	MIL	MIL	0-0/0/1 20:35	2-2(W)/2/4 11:16	
March 8	DAL	0-0/0/0 11:03	0-0/2/-1 15:10	MIL	MIL	0-1/1/1 21:31	0-0/1/0 10:01	DNP
March 10	ANA	0-0/0/0 13:55	0-0/4/-1 12:08	MIL	MIL	0-0/1/2 17:15	0-0/1/0 12:43	DNP
March 12	STL	0-0/1/0 10:49	0-0/0/-2 14:52	MIL	MIL	0-1/1/-1 20:06	0-0/1/0 12:40	DNP
March 13	@ MIN	1-1(W)/2/3 11:31	0-0/2/0 13:32	MIL	MIL	0-0/3/1 22:27	0-2/1/3 11:52	DNP
March 15	PIT	0-0/2/0 12:58	1-0/2/0 13:16	MIL	MIL	0-0/1/0 20:29	0-0/1/0 12:10	0-0/1/0 12:26
March 17	@ PHI	0-0/1/1 09:08	0-0/2/-1 13:37	MIL	MIL	0-0/1/0 25:20	0-0/0/1 09:16	1-0/1/0 12:06
March 19	TOR	0-0/2/0 11:04	1-1/3/1 12:16	MIL	MIL	0-1/1/1 23:38	0-0/1/0 10:57	DNP
March 21	@ ANA	0-1/1/1 11:54	0-0/0/0 12:27	MIL	MIL	0-0/4/0 21:32	0-0/2/1 13:44	DNP
March 22	@ LAK	1-0/1/0 12:58	0-0/2/-1 15:37	MIL	MIL	0-0/1/0 22:27	0-0/1/2 14:15	TOR
March 24	@ VGK	0-0/3/-1 13:31	0-0/0/-1 12:14	MIL	MIL	0-0/3/0 23:30	0-0/1/0 14:02	TOR
March 27	PHI	0-0/1/0 09:55	0-0/0/-1 16:59	MIL	MIL	0-2/0/2 21:09	1-0/1/1 09:36	TOR
March 29	OTT	0-0/0/1 10:01	0-0/0/0 11:40	MIL	MIL	0-0/0/0 10:27	2-0(W)/3/2 13:03	TOR
April 1	@ BUF	0-0/1/-1 10:57	0-1/1/1 10:50	MIL	MIL	0-0/0/-1 11:55	1-0/1/1 15:52	TOR
April 5	MIN	1-2/2/2 08:52	DNP	DNP	DNP	0-0/0/1 22:16	0-0/0/0 04:57	TOR
April 7	@ OTT	0-0/1/-1 14:37	0-0/4/0 13:50	MIL	DNP	0-0/1/0 23:02	INJ	TOR
April 9	FLA	0-0/2/1 10:03	0-0/1/0 12:03	MIL	DNP	0-1/0/-1 20:08	INJ	TOR
April 10	@ PIT	0-0/4/-1 15:32	0-0/2/-2 15:41	MIL	DNP	0-0/1/0 18:03	INJ	TOR
April 12	SJS	0-0/3/0 14:07	0-0/1/0 12:17	MIL	DNP	0-0/1/0 20:20	INJ	TOR
April 14	EDM	0-0/2/-1 13:03	0-0/1/-1 11:56	MIL	DNP	0-0/4/-1 20:25	INJ	TOR
April 16	CHI	0-1/4/1 10:33	1-0/2/1 09:10	MIL	DNP	0-0/0/1 26:46	INJ	TOR
April 17	STL	0-0/1/-1 12:05	0-0/0/-1 09:39	MIL	DNP	0-0/3/-1 20:16	INJ	TOR
April 19	CGY	0-0/0/0 08:52	0-0/1/0 09:10	MIL	DNP	0-0/1/1 21:15	INJ	TOR
April 23	@ TBL	1-1/1/-1 12:48	DNP	MIL	DNP	1-0/2/-1 21:17	0-0/0/-1 11:43	TOR
April 24	MIN	0-0/1/0 11:07	0-0/0/0 09:09	MIL	DNP	0-0/1/0 22:48	0-0/0/-1 10:41	TOR
April 26	CGY	0-1/3/1 13:10	DNP	MIL	DNP	0-0/1/0 23:13	0-0/1/-1 07:50	TOR
April 28	@ COL	0-0/2/-1 12:34	DNP	MIL	DNP	0-1/4/2 22:34	0-0/0/0 11:12	TOR
April 29	@ ARI	0-1/2/-1 11:29	1-0/2/0 12:23	MIL	MIL	0-0/1/0 17:47	0-0/2/0 12:31	TOR

Skaters: Goals-Assists (Game Winning or Game Tying), Shots / (+/-), TOI

Goalies: Goals Allowed/Shots, Decision, Minutes Played

DNP = Did Not Play; INJ = Injured; ILL = Illness; MIL = Milwaukee (AHL); SUS = Suspended; TAXI = Taxi Squad; COVID = COVID-19 Protocol List; TOR = Toronto (AHL)



PLAYER GAME-BY-GAME SUMMARY

DATE	OPP.	#57 FABBRO	#59 JOSI	#64 GRANLUND	#77 SHERWOOD	#82 NOVAK	#84 JEANNOT	#90 BOROWIECKI
Oct. 14	SEA	0-0/0 12:21	1-0/3 24:59	1-2/2 18:47	MIL	MIL	0-0/2 0 14:57	DNP
Oct. 16	CAR	0-0/3 18:52	0-0/0 27:30	0-0/0 19:48	MIL	MIL	0-0/2 0 12:05	0-0/0 10:21
Oct. 19	LAK	0-0/2 0 18:16	1-3/0 22:18	0-1/0 17:34	MIL	0-0/2 0 09:29	1-0(W) 2/1 13:30	0-0/2 1 14:22
Oct. 21	NYR	0-1/1 17:26	0-0/0 28:13	0-0/2 1 21:51	MIL	0-0/0 1 10:06	0-0/3 1 13:15	0-0/0 1 11:32
Oct. 23	@ WPG	0-1/0 17:16	1-0/2 26:31	0-0/3 0 20:15	MIL	0-3/0 12:50	0-1/0 10:18	DNP
Oct. 24	@ MIN	0-0/2 20:18	1-3/3 24:08	0-1/2 1 22:30	MIL	0-0/0 0 11:10	1-0/0 14:18	0-0/0 1 13:42
Oct. 26	SJS	0-1/1 23:04	0-2/1 23:25	0-1/0 20:50	MIL	0-0/0 0 10:33	0-0/0 14:47	0-0/0 0 13:31
Oct. 30	NYI	0-1/2 17:55	0-0/1 26:40	0-0/0 25:20	MIL	0-0/0 0 10:39	2-0/2 2 14:41	0-0/2 0 11:42
Nov. 2	@ CGY	0-0/0 0 18:34	0-0/3 1 26:05	0-2/1 2 02:15	MIL	0-0/0 0 10:03	0-0/3 1 15:32	0-0/0 1 10:49
Nov. 3	@ EDM	0-0/1 18:12	0-2/4 2 22:19	0-0/1 2 20:18	MIL	0-0/0 1 12:53	0-0/0 0 14:17	INJ
Nov. 5	@ VAN	0-0/0 18:06	1-0/4 22:09	0-2/2 1 18:54	MIL	0-1/2 0 10:06	0-0/2 2 16:02	INJ
Nov. 7	@ CHI	0-0/0 18:02	0-0/0 1 25:51	0-0/0 0 19:50	MIL	0-0/0 0 11:10	0-0/0 0 17:03	INJ
Nov. 10	@ DAL	0-0/2 0 19:23	0-0/2 25:04	0-1/2 0 20:00	MIL	0-1/1 09:55	1-1/3 2 17:50	INJ
Nov. 11	@ STL	0-0/0 20:08	0-0/2 25:49	0-4/2 4 20:29	MIL	0-0/0 0 11:54	0-1/2 1 19:05	0-0/0 0 13:45
Nov. 13	ARI	0-0/4 1 25:48	2-0(W) 4/3 27:40	1-0/2 19:35	MIL	0-0/0 0 10:39	0-0/1 16:17	0-0/0 0 12:16
Nov. 16	@ TOR	0-0/0 19:18	0-0/3 2 26:36	0-0/1 2 22:44	MIL	0-0/2 0 09:15	0-0/0 0 18:29	0-0/0 0 02:43
Nov. 20	@ MTL	0-0/1 1 21:23	0-1/3 4 24:55	0-2/3 2 19:06	MIL	DNP	0-0/1 1 15:39	0-0/2 1 10:53
Nov. 22	ANA	0-0/0 0 20:02	0-0/5 1 23:43	0-0/5 4 22:14	MIL	0-0/3 0 13:22	0-1/0 13:38	0-0/2 1 14:21
Nov. 24	VKG	0-0/0 0 17:27	0-1/2 2 23:04	0-0/1 1 20:38	MIL	0-0/0 1 15:25	0-0/4 2 13:24	0-0/1 1 14:34
Nov. 26	NJD	0-0/2 20:35	1-5/2 23:21	1-0(W) 3/2 19:22	MIL	0-0/1 1 13:09	0-0/0 0 17:07	0-0/1 1 14:31
Nov. 27	@ COL	0-0/0 2 17:13	0-0/2 2 22:09	0-1/0 20:00	MIL	0-0/3 2 14:29	0-0/0 2 14:37	0-0/0 0 17:34
Nov. 30	CBJ	0-0/0 2 18:08	0-1/2 20:26	0-0/3 0 15:53	MIL	0-1/0 14:33	0-1/2 1 15:43	0-0/0 0 14:22
Dec. 2	BOS	0-0/3 1 19:28	0-0/9 1 27:26	0-0/0 0 21:52	MIL	0-0/0 0 10:57	0-0/0 1 13:36	0-0/2 0 12:42
Dec. 4	MTL	0-0/5 0 16:57	0-1/2 30:26	0-1/5 0 24:13	MIL	0-0/0 0 14:00	1-0/1 13:14	0-0/1 1 08:53
Dec. 7	@ DET	1-2/3 23:10	1-2/3 25:47	0-0/2 1 20:54	MIL	0-0/0 0 10:49	0-0/0 12:37	0-1/0 19:38
Dec. 9	@ NYI	0-0/0 23:38	0-1/0 25:50	0-0/1 18:52	MIL	0-0/0 0 12:41	0-0/0 0 15:33	0-0/0 1 12:20
Dec. 10	@ NJD	0-0/0 1 21:02	1-1/1 23:05	0-1/1 18:18	MIL	0-0/0 0 11:41	0-1/0 17:25	0-0/0 1 12:26
Dec. 12	@ NYR	0-0/0 0 20:27	0-0/0 21:34	0-0/0 0 18:37	MIL	0-0/0 0 09:07	0-0/0 0 17:02	0-0/0 0 17:02
Dec. 16	COL	0-0/0 0 14:50	1-0/5 0 19:57	COVID		0-0/0 0 15:06	1-1/4 3 24:10	0-0/2 1 16:48
Dec. 17	@ CHI	0-0/1 19:43	0-1/0 25:56	COVID	0-0/2 0 08:08	1-0/2 1 12:55	1-0(W) 3/0 22:41	COVID
Dec. 29	@ WSH	0-2/1 17:23	COVID	0-1/0 2 25:18	MIL	COVID	0-1/0 17:16	0-0/0 0 11:29
Dec. 30	@ CBJ	0-1/2 0 18:02	COVID	0-1/0 1 22:18	MIL	COVID	0-0/2 0 14:50	0-0/2 16:04
Jan. 1	CHI	INJ	1-0/5 0 20:38	0-0/0 0 20:34	MIL	COVID	2-0/2 16:10	0-0/0 0 17:46
Jan. 4	@ VGK	INJ	0-0/3 0 22:32	0-1/3 21:25	MIL	DNP	0-0/0 0 15:45	0-0/0 1 13:24
Jan. 6	@ LAK	INJ	0-2/0 1 23:16	0-1/0 0 20:02	MIL	MIL	0-1/0 16:46	0-0/0 0 15:24
Jan. 8	@ ARI	INJ	1-1/1 1 25:52	0-1/2 0 18:51	MIL	MIL	1-0(W) 1/0 12:35	0-0/0 0 11:30
Jan. 11	COL	0-0/0 1 15:55	0-3/3 0 29:44	0-1/1 2 24:55	MIL	MIL	1-0/1 15:17	0-0/0 0 07:23
Jan. 13	BUF	0-0/3 0 20:28	0-1/6 2 26:48	0-0/2 1 21:02	MIL	MIL	0-0/2 1 19:15	INJ
Jan. 15	@ BOS	0-1/0 18:21	1-0/1 29:32	0-0/0 22:58	MIL	MIL	0-0/1 1 15:54	0-1/0 17:17
Jan. 17	@ STL	INJ	0-1/2 27:38	0-0/2 0 22:37	MIL	MIL	0-1/1 14:22	0-0/3 2 15:28
Jan. 18	VAN	INJ	0-0/3 0 29:13	0-0/2 1 21:43	MIL	MIL	0-0/2 1 13:33	0-0/0 0 18:21
Jan. 20	WPG	INJ	0-1/2 22:30	1-1/2 20:49	MIL	MIL	1-0/2 14:24	0-0/1 12:04
Jan. 22	DET	INJ	0-0/0 23:51	0-0/2 18:32	MIL	MIL	0-0/0 17:11	0-0/1 12:51
Jan. 25	@ SEA	INJ	0-1/2 0 25:44	0-1/0 22:41	MIL	MIL	0-0/0 13:44	0-0/0 12:33
Jan. 27	@ EDM	INJ	0-0/4 1 27:14	0-1/1 21:39	MIL	MIL	0-0/0 18:03	0-0/0 0 13:53
Feb. 1	VAN	0-0/3 0 19:22	0-1/0 24:53	0-1/2 20:53	MIL	MIL	1-0/2 13:57	0-0/0 12:31
Feb. 9	@ DAL	0-0/3 0 15:28	0-2/2 25:52	0-0/0 24:45	MIL	MIL	0-1/1 14:06	ILL
Feb. 12	WPG	0-0/2 1 17:02	0-1/3 2 22:55	1-0/0 20:28	MIL	MIL	0-0/2 1 14:22	0-0/0 0 15:06
Feb. 15	WSH	0-1/3 1 19:01	0-1/2 2 25:27	0-0/2 2 22:04	MIL	MIL	0-0/3 1 19:11	0-0/0 0 14:21
Feb. 18	@ CAR	0-0/0 19:24	0-3/0 2 30:17	0-0/2 0 10:57	MIL	MIL	1-0/2 16:59	0-0/0 0 14:41
Feb. 22	@ FLA	0-1/3 2 19:29	1-1/1 24:46	1-0(W) 3/0 22:10	MIL	MIL	2-0/3 2 15:35	INJ
Feb. 24	DAL	0-0/0 22:31	0-0/0 29:10	0-0/2 0 21:46	MIL	MIL	0-0/1 16:12	INJ
Feb. 26	TBL	0-0/0 0 17:34	0-0/0 28:20	0-1/0 22:37	MIL	MIL	1-0/3 17:41	INJ
March 2	@ SEA	0-1/0 2 12:32	0-2/0 26:18	0-0/0 1 20:18	MIL	MIL	0-0/0 16:05	0-0/0 1 12:33
March 5	@ SJS	0-1/2 4 20:05	0-4/1 6 21:44	1-0/3 0 17:56	MIL	MIL	0-0/2 0 16:30	INJ
March 8	DAL	0-1/2 0 19:51	1-0(W) 5/1 24:30	0-0/2 1 19:15	MIL	MIL	0-0/0 15:19	INJ
March 10	ANA	0-0/3 0 21:39	0-1/0 22:54	0-0/1 17:21	MIL	MIL	1-0/1 15:19	INJ
March 12	STL	0-0/0 20:10	0-1/4 2 26:15	0-0/3 4 16:42	MIL	MIL	0-0/2 2 17:41	INJ
March 13	@ MIN	0-0/1 20:10	2-2/2 23:58	0-1/0 18:18	MIL	MIL	0-0/2 0 18:20	INJ
March 15	PIT	0-0/2 20:34	0-3/2 4 25:10	0-0/0 19:36	MIL	MIL	1-0(W) 3/2 14:40	INJ
March 17	@ PHI	0-0/0 2 16:18	0-3/0 2 23:13	0-1/1 3 20:29	MIL	MIL	1-0/0 18:05	INJ
March 19	TOR	0-0/0 0 19:18	0-3/5 0 24:20	0-0/0 11:51	MIL	MIL	1-0/1 16:49	INJ
March 21	@ ANA	0-0/1 18:55	1-1/5 0 27:53	0-0/0 18:05	MIL	MIL	0-0/1 2 16:56	0-0/0 0 13:57
March 22	@ LAK	INJ	0-1/2 1 28:01	0-0/2 1 17:03	MIL	MIL	0-0/0 3 16:40	0-0/0 0 05:53
March 24	@ VGK	INJ	0-1/0 25:26	0-0/2 1 18:33	MIL	MIL	DNP	INJ
March 27	PHI	INJ	0-2/2 2 17:27	0-2/0 19:51	MIL	MIL	1-2(W) 2/1 16:27	INJ
March 29	OTT	INJ	0-0/3 0 27:29	0-0/3 0 19:46	MIL	MIL	1-0/1 15:47	INJ
April 1	@ BUF	INJ	0-0/1 26:56	0-0/0 1 16:46	MIL	MIL	0-0/3 1 16:25	INJ
April 5	MIN	0-0/2 1 19:06	1-2/1 22:16	0-1/0 18:34	MIL	MIL	0-0/0 18:05	0-1/0 11:44
April 7	@ OTT	0-1/0 15:49	0-3/1 23:37	0-1/1 19:58	MIL	MIL	1-0/1 16:22	0-0/2 0 14:42
April 9	FLA	0-0/0 0 17:32	0-0/2 2 25:57	0-0/2 2 20:21	MIL	MIL	0-0/0 2 16:08	0-0/0 1 12:37
April 10	@ PIT	DNP	0-0/0 29:45	0-1/0 2 21:58	MIL	MIL	0-0/0 15:26	0-0/0 1 09:48
April 12	SJS	0-0/3 0 18:36	0-0/10 0 30:17	0-0/0 20:08	MIL	MIL	0-0/0 0 15:52	0-0/0 10:45
April 14	EDM	0-0/2 0 16:27	0-0/3 2 26:48	0-0/0 1 20:02	MIL	MIL	0-0/0 1 14:42	INJ
April 16	CHI	0-1/1 20:27	1-0/0 26:21	1-0(W) 1/0 18:45	MIL	MIL	0-0/1 18:17	0-0/3 2 16:47
April 17	STL	0-1/1 2 18:25	0-0/2 3 25:44	0-0/1 3 19:05	MIL	MIL	0-0/1 1 15:40	0-1/0 11:60
April 19	CGY	0-0/3 1 20:31	0-1/1 1 27:31	0-0/1 20:42	MIL	MIL	0-0/0 0 17:16	0-0/0 0 17:24
April 23	@ TBL	0-0/1 2 19:13	1-0/5 2 26:27	0-0/0 16:45	MIL	MIL	0-0/0 0 16:40	0-0/1 1 13:21
April 24	MIN	1-1/1 19:10	0-1/2 1 28:28	0-3/3 0 22:10	MIL	MIL	0-0/3 0 17:59	0-0/0 1 14:20
April 26	CGY	0-0/0 0 17:43	1-1/1 1 25:13	0-0/0 22:21	MIL	MIL	0-0/0 0 16:52	0-0/1 1 12:32
April 28	@ COL	0-0/1 19:35	1-1/4 1 28:06	0-2/3 23:00	MIL	MIL	0-0/1 1 16:58	0-0/0 1 15:16
April 29	@ ARI	0-1/2 2 20:39	0-1/6 2 25:19	1-0/2 0 19:28	MIL	MIL	0-0/2 2 15:39	0-0/0 3 14:38

Skaters: Goals-Assists (Game Winning or Game Tying), Shots (+/-), TOI Goalsies: Goals Allowed/Shots, Decision, Minutes Played

DNP = Did Not Play; INJ = Injured; ILL = Illness; MIL = Milwaukee (AHL); SUS = Suspended; TAXI = Taxi Squad; COVID = COVID-19 Protocol List



PLAYER GAME-BY-GAME SUMMARY

DATE	OPP.	#92 JOHANSEN	#95 DUCHENE	#33 RITTICH	#39 INGRAM	#74 SAROS
Oct. 14	SEA	0-0-1/2 18:00	0-0-0/0 19:07	DNP	MIL	3/25 L 59:06
Oct. 16	CAR	1-1-2/1 17:43	0-0-3/1 20:31	COVID	DNP	2/31 L 59:07
Oct. 19	LAK	0-0-1/0 19:22	1-0-3/0 18:10	COVID	DNP	1/26 W 59:15
Oct. 21	NYR	0-1/0 18:20	0-0-2/1 20:18	COVID	DNP	2/29 L 57:32
Oct. 23	@ WPG	0-0-1/2 17:54	0-0-4/-2 19:05	COVID	DNP	6/29 L 56:53
Oct. 24	@ MIN	2-0(0)/3/0 17:28	0-3-3/2 19:52	COVID	2/35 W 59:28	DNP
Oct. 26	SJS	0-1/0 14:33	1-0-5/0 17:48	COVID	DNP	1/29 W 60:00
Oct. 30	NYI	0-0-0/0 16:46	0-0-2/0 22:38	COVID	DNP	2/36 W 64:18
Nov. 2	@ CGY	0-1/0 17:24	1-0(0)/3/2 17:05	COVID	DNP	2/40 W 63:37
Nov. 3	@ EDM	1-0-1/1 17:21	1-1-4/-2 19:35	COVID	4/29 L 59:35	DNP
Nov. 5	@ VAN	0-0-1/0 16:46	1-0-4/1 12:44	DNP	MIL	2/28 W 60:00
Nov. 7	@ CHI	0-0-1/2 14:16	0-0-2/-1 19:38	DNP	MIL	2/32 O 60:37
Nov. 10	@ DAL	1-0-1/2 14:41	1-0(0)/1/0 17:34	DNP	MIL	2/27 W 60:00
Nov. 11	@ STL	0-0-1/1 16:56	2-1(0)/3/3 22:22	3/36 W 62:01	MIL	DNP
Nov. 13	ARI	0-0-2/1 13:34	1-1/2 17:38	DNP	MIL	1/23 W 60:00
Nov. 16	@ TOR	0-0-4/-1 18:33	0-0-3/-2 22:01	DNP	MIL	2/33 L 57:44
Nov. 20	@ MTL	0-2-4/-1 17:50	3-0-6/-3 17:38	0/9 29:06	MIL	5/19 L 30:08
Nov. 22	ANA	1-1/1 16:02	0-0-3/0 22:24	DNP	MIL	2/31 W 59:52
Nov. 24	VGK	0-1/-1 2:16:13	0-1-0/-1 19:57	DNP	MIL	4/34 L 59:27
Nov. 26	NJD	0-2-2/2 15:58	0-1/1 16:43	DNP	MIL	2/25 W 60:00
Nov. 27	@ COL	1-1/2 13:21	1-0-5/0 17:11	6/35 L 60:00	MIL	DNP
Nov. 30	CBJ	0-1-2/0 14:28	0-2-6/3 15:43	DNP	MIL	0/27 W 59:38
Dec. 2	BOS	0-0-0/0 15:46	0-0-4/0 20:46	DNP	MIL	2/33 L 57:32
Dec. 4	MTL	0-1-2/2 18:11	0-0-4/-1 21:47	DNP	MIL	3/23 W 64:48
Dec. 7	@ DET	1-2-3/2 15:54	0-1-3/1 19:18	2/16 W 60:00	DNP	COVID
Dec. 9	@ NYI	1-1/2 14:57	0-0-2/-1 17:54	3/21 W 60:00	DNP	COVID
Dec. 10	@ NJD	0-0-1/0 18:35	INJ	DNP	MIL	2/31 W 60:00
Dec. 12	@ NYR	COVID	INJ	DNP	MIL	0/32 W 60:00
Dec. 16	COL	COVID	INJ	DNP	MIL	2/26 W 60:00
Dec. 17	@ CHI	COVID	INJ	DNP	MIL	2/19 W 60:58
Dec. 29	@ WSH	0-0-3/0 17:30	0-0-0/-1 18:51	DNP	MIL	4/36 L 59:16
Dec. 30	@ CBJ	1-0-2/-2 15:50	0-2-0/0 18:24	3/29 O 64:57	MIL	DNP
Jan. 1	CHI	1-1(0)/2/1 14:39	0-2-1/0 18:23	DNP	MIL	1/38 W 60:00
Jan. 4	@ VGK	0-0-1/0 17:48	0-0-0/1 16:50	DNP	MIL	2/43 W 60:00
Jan. 6	@ LAK	0-0-0/0 15:25	1-0-1/-1 17:19	DNP	MIL	2/48 W 60:00
Jan. 8	@ ARI	0-2-2/1 16:12	0-1-2/0 18:36	DNP	MIL	2/40 W 60:00
Jan. 11	COL	0-0-1/1 16:36	2-0(0)/6/-1 23:30	DNP	MIL	4/44 W 62:31
Jan. 13	BUF	0-1-2/-2 16:46	1-0-4/-1 17:44	DNP	MIL	3/20 L 58:06
Jan. 15	@ BOS	0-0-3/-1 20:25	0-0-3/0 20:57	DNP	MIL	4/44 O 61:41
Jan. 17	@ STL	1-0-2/0 17:42	0-1-4/0 20:38	DNP	MIL	5/29 L 57:41
Jan. 18	VAN	0-0-1/0 14:22	0-0-1/-1 18:18	3/24 L 58:00	MIL	DNP
Jan. 20	WPG	1-1(0)/2/1 14:45	0-0-5/1 17:50	DNP	MIL	2/38 W 60:00
Jan. 22	DET	0-0-0/0 13:46	2-1(0)/5/3 16:01	DNP	MIL	1/29 W 59:24
Jan. 25	@ SEA	0-0-5/0 21:08	1-0-2/0 20:03	DNP	MIL	2/35 W 59:31
Jan. 27	@ EDM	0-0-1/1 16:26	1-0-5/1 18:39	DNP	MIL	2/46 O 65:00
Feb. 1	VAN	1-0/1 16:58	0-1-2/1 19:19	DNP	MIL	2/32 W 60:00
Feb. 9	@ DAL	0-0-0/-1 16:59	1-0-2/0 20:15	DNP	MIL	4/27 L 58:24
Feb. 12	WPG	0-1-2/-1 16:31	1-0-5/0 16:13	DNP	MIL	4/42 L 59:05
Feb. 15	WSH	0-0-1/2 15:05	0-0-3/-2 21:43	DNP	MIL	3/27 L 57:55
Feb. 18	@ CAR	0-1-2/1 18:54	0-1-2/2 20:25	DNP	MIL	4/29 L 57:19
Feb. 22	@ FLA	0-0-4/-1 14:17	0-2-3/1 18:11	4/48 W 60:00	MIL	DNP
Feb. 24	DAL	0-0-0/0 14:49	0-0-3/0 21:01	DNP	MIL	1/28 W 65:00
Feb. 26	TBL	0-1/0 15:11	0-0-3/0 22:03	DNP	MIL	3/23 L 58:07
March 2	@ SEA	0-1/0 17:08	2-0-4/0 21:04	DNP	MIL	4/31 L 58:58
March 5	@ SJS	1-1-2/2 14:55	2-0-2/2 15:16	DNP	MIL	0/20 W 60:00
March 8	DAL	1-1-2/2 16:33	0-1/2 18:01	DNP	MIL	1/23 W 60:00
March 10	ANA	0-0-0/2 15:49	2-1-3/2 16:44	DNP	MIL	1/28 W 60:00
March 12	STL	1-2-3/-1 17:06	2-1-5/0 17:58	DNP	MIL	5/33 L 59:17
March 13	@ MIN	0-0-0/0 17:02	0-2-1/0 16:22	2/28 W 59:47	MIL	DNP
March 15	PIT	0-0-0/1 16:17	0-1/2 18:08	DNP	MIL	1/36 W 59:51
March 17	@ PHI	1-0/1 17:02	0-1-4/-1 17:48	DNP	MIL	5/33 L 58:47
March 19	TOR	0-0-0/-1 17:59	1-1-3/0 19:14	DNP	MIL	3/41 W 59:35
March 21	@ ANA	1-1/1 15:33	2-1(0)/3/1 16:11	0/1 00:44	MIL	3/28 W 58:42
March 22	@ LAK	0-1/0 16:40	0-0-2/-2 17:29	5/34 L 59:22	MIL	DNP
March 24	@ VGK	0-1-0/-2 14:43	0-0-1/-2 18:35	DNP	MIL	6/50 L 60:00
March 27	PHI	0-0-1/1 18:16	0-1-3/0 20:36	DNP	MIL	4/23 W 59:57
March 29	OTT	0-0-1/1 15:15	1-0-1/1 16:31	DNP	MIL	1/31 W 60:00
April 1	@ BUF	0-2-2/2 17:11	0-2-2/2 20:36	DNP	MIL	4/35 L 57:55
April 5	MIN	3-0(0)/7/1 16:28	1-1-3/0 21:18	DNP	MIL	2/49 W 59:47
April 7	@ OTT	1-0(0)/3/-2 17:02	1-1-3/0 17:08	DNP	MIL	2/29 W 60:00
April 9	FLA	1-0-2/-1 18:31	0-0-1/-2 20:19	DNP	MIL	2/23 L 58:46
April 10	@ PIT	0-0-2/0 16:14	1-0-5/0 19:06	3/30 O 62:05	DNP	ILL
April 12	SJS	1-0(0)/1/1 16:41	0-0-5/0 22:37	DNP	MIL	0/25 W 63:18
April 14	EDM	0-0-1/-1 15:17	0-0-4/-1 18:48	DNP	MIL	4/32 L 59:38
April 16	CHI	0-1/1 14:27	1-0-4/0 16:40	DNP	MIL	3/31 W 60:00
April 17	STL	0-0-1/1 15:58	0-1-6/-4 19:15	4/13 30:31	MIL	4/20 L 29:29
April 19	CGY	0-1/-1 12:04	1-0-0/0 21:46	DNP	MIL	2/21 W 65:00
April 23	@ TBL	0-0-1/3 14:32	0-1/-1 18:38	0/9 17:52	MIL	6/30 L 42:03
April 24	MIN	1-0-2/1 18:00	1-1-8/1 21:43	5/47 O 64:58	MIL	DNP
April 26	CGY	0-1/-1 11:38	2-3/0 17:56	2/5 O 08:33	MIL	3/33 53:28
April 28	@ COL	1-0-1/-1 17:37	1-0-3/2 20:52	4/46 W 65:00	DNP	INJ
April 29	@ ARI	1-0-2/-1 16:46	0-1-3/1 20:05	DNP	5/27 L 58:42	INJ

Skaters: Goals-Assists (Game Winning or Game Tying), Shots / (+/-), TOI

Goalies: Goals Allowed/Shots, Decision, Minutes Played

DNP = Did Not Play; INJ = Injured; ILL = Illness; MIL = Milwaukee (AHL); SUS = Suspended; TAXI = Taxi Squad; COVID = COVID-19 Protocol List



HIGHS & LOWS – TEAM

2021-22	GOALS	FRANCHISE RECORD
8 - 3/5 in 8-0 win at SJS	Most Goals Scored, Game	9 - three times, last: 11/18/14 in 9-2 win at TOR
8 - 4/17 in 8-3 loss vs. STL	Most Goals Allowed, Game	9 - 11/7/19 in 9-4 loss at COL
11 - twice, last: 4/17 in 8-3 loss vs. STL	Most Goals by Both Teams, Game	14 - 10/5/06 in 8-6 loss vs. CHI
4 - three times, last: 3/27 in 2nd of 5-4 win vs. PHI	Most Goals Scored, Period	6 - 12/17/05 in 2nd of 7-3 win vs. CBJ
7 - 4/17 in 2nd of 8-3 loss vs. STL	Most Goals Allowed, Period	7 - 4/17/22 in 2nd of 8-3 loss vs. STL
3 - twice, last: 4/5 in 6-2 win vs. MIN	Most Power-Play Goals Scored, Game	6 - 3/4/04 in 9-4 win at PIT
3 - twice, last: 3/24 in 6-1 loss at VGK	Most Power-Play Goals Allowed, Game	5 - five times, last: 1/22/21 in 7-0 loss at DAL
1 - twice, last: 3/29 in 4-1 win vs. OTT	Most Shorthanded Goals Scored, Game	2 - eight times, last: 5/10/21 in 5-0 win vs. CAR
1 - five times, last: 4/14 in 4-0 loss vs. EDM	Most Shorthanded Goals Allowed, Game	2 - four times, last: 12/13/18 in 4-3 win vs. VAN

2021-22	SHOTS	FRANCHISE RECORD
44 - 12/4 in 4-3 OT win vs. MTL	Most Shots, Game	55 - 11/14/09 in 2-0 win vs. MTL
50 - 3/24 in 6-1 loss at VGK	Most Shots Allowed, Game	57 - twice, last: 11/11/08 in 4-3 OTW at SJS
86 - 3/24 in 6-1 loss at VGK	Most Shots by Both Teams, Game	90 - 11/6/06 in 7-6 loss vs. MIN
19 - twice, last: 4/16 in 2nd of 4-3 win vs. CHI	Most Shots, Period	27 - 3/26/16 in 1st of 5-1 win vs. CBJ
22 - 4/24 in 2nd of 5-4 OTL vs. MIN	Most Shots Allowed, Period	27 - twice, last: 2/10/09 in 1st of 5-3 loss vs. DET
20 - three times, last: 2/24 in 2-1 SO win vs. DAL	Fewest Shots, Game	9 - 1/27/01 in 5-1 loss vs. COL
16 - 12/7 in 5-2 win at DET	Fewest Shots Allowed, Game	12 - 3/4/03 in 2-1 loss at STL
3 - three times, last: 3/2 in 3rd of 4-3 loss at SEA	Fewest Shots, Period	1 - four times, last: 12/8/08 in 3rd of 6-3 loss at STL
1 - 10/14 in 3rd of 4-3 loss vs. SEA	Fewest Shots Allowed, Period	0 - 2/16/08 in 3rd of 2-1 OTW vs. STL

2021-22	PENALTY MINUTES	FRANCHISE RECORD
45 - 2/12 in 5-2 loss vs. WPG	Most Penalty Minutes, Game	95 - 10/25/05 in 5-3 win vs. CHI
48 - 1/8 in 4-2 win at ARI	Most Penalty Minutes by Opponent, Game	125 - 10/30/03 in 5-3 win vs. DET
86 - 1/8 in 4-2 win at ARI	Most Penalty Minutes by Both Teams, Game	210 - 10/30/03 in 5-3 win vs. DET

2021-22	WINS & LOSSES	FRANCHISE RECORD
8 - 3/5 in 8-0 win at SJS	Largest Margin of Victory	8 - twice, last: 3/5/22 in 8-0 win at SJS
5 - three times, last: 4/17 in 8-3 loss vs. STL	Largest Margin of Defeat	8 - 1/11/99 in 8-0 loss at PHI
7 - 12/4-12/17	Longest Winning Streak	10 - 2/19/18 - 3/8/18
4 - twice, last: 2/9-2/18	Longest Losing Streak	8 - 4/4/13 - 4/19/13

2021-22	SHOOTOUTS	FRANCHISE RECORD
2 - 10/30 in 3-2 SO win vs. NYI	Most Shootout Goals, Game	4 - twice, last: 1/31/13 in 3-2 SOW at LAK
5 - 12/30 in 4-3 SOL at CBJ	Most Shootout Attempts, Game	11 - 3/27/10 in 1-0 SOL vs. DET
2 - 12/30 in 4-3 SOL at CBJ	Most Shootout Goals Against, Game	3 - four times, last: 1/31/13 in 3-2 SOW at LAK
5 - 12/30 in 4-3 SOL at CBJ	Most Shootout Attempts Against, Game	11 - 3/27/10 in 1-0 SOL vs. DET



HIGHS & LOWS – PLAYER

2021-22	GOALS	FRANCHISE RECORD
4 - Filip Forsberg, 11/30 in 6-0 win vs. CBJ	Most Goals Scored, Game	4 - three times, last: Filip Forsberg, 11/30/21 in 6-0 win vs. CBJ
3 - twice, last: Leon Draisaitl, 4/14 in 4-0 loss vs. EDM	Most Goals by an Opponent, Game	4 - Leon Draisaitl, 3/2/20 in 8-3 loss vs. EDM
3 - Matt Duchene, 11/20 in 3rd of 6-3 loss at MTL	Most Goals Scored, Period	3 - six times, last: Matt Duchene, 11/20/21 in 3rd of 6-3 loss at MTL
2 - 11 times, last: Joel Eriksson Ek, 4/24 in 2nd of 5-4 SOL vs. MIN	Most Goals by an Opponent, Period	3 - seven times, last: Emil Bemstrom, 5/3/21 in 3rd of 4-3 OTW at CBJ

2021-22	ASSISTS	FRANCHISE RECORD
4 - three times, last: Roman Josi, 3/5 in 8-0 win at SJS	Most Assists, Game	5 - twice, last: Roman Josi, 2/27/18 in 6-5 win at WPG
3 - seven times, last: Rickard Rakell, 4/10 in 3-2 loss at PIT	Most Assists by an Opponent, Game	5 - three times, last: Jack Eichel, 3/31/18 in 7-4 loss vs. BUF
3 - twice, last: Roman Josi, 3/19 in 3rd of 6-3 win vs. TOR	Most Assists, Period	3 - 16 times, last: Roman Josi, 3/19/22 in 3rd of 6-3 win vs. TOR
2 - 16 times, last: Barbashev/Parayko/Tarasenko, 4/17 in 2nd of 8-2 loss vs. STL	Most Assists by an Opponent, Period	4 - three times, last: Jack Eichel, 3/31/18 in 2nd of 7-4 loss vs. BUF

2021-22	POINTS	FRANCHISE RECORD
5 - Filip Forsberg (2g-3a), 3/21 in 6-3 win at ANA	Most Points, Game	5 - six times, last: Filip Forsberg (2g-3a), 3/21/22 in 6-3 win at ANA
5 - Blake Wheeler (2g-3a), 2/12 in 5-2 loss vs. WPG	Most Points by an Opponent, Game	6 - Peter Forsberg (1g-5a), 1/1/03 vs. COL
4 - Filip Forsberg (2g-2a), 3/21 in 6-3 win at ANA	Most Points, Period	4 - Filip Forsberg (2g-2a), 3/21/22 in 6-3 win at ANA
3 - three times, last: Rosen/Tarasenko, 4/17 in 2nd of 8-3 loss vs. STL	Most Points by an Opponent, Period	4 - four times, last: Jack Eichel (4a), 3/31/18 in 2nd of 7-4 loss vs. BUF

2021-22	SHOTS	FRANCHISE RECORD
10 - Roman Josi, 4/12 in 1-0 OT win vs. SJS	Most Shots, Game	14 - Patric Hornqvist, 12/28/10 in 4-2 loss vs. DAL
7 - Roman Josi, 12/10 in 2nd of 3-2 win at NJD	Most Shots, Period	8 - Patric Hornqvist, 2/18/13 in 3rd of 6-5 loss at COL

2021-22	PENALTY MINUTES	FRANCHISE RECORD
20 - Mark Borowiecki, 11/13 in 4-1 win vs. ARI	Most Penalty Minutes, Game	35 - Jeremy Stevenson, 10/25/05 in 5-3 win vs. CHI
19 - twice, last: Andrew Ladd, 1/8 in 4-2 win at ARI	Most Penalty Minutes by an Opponent, Game	34 - twice, last: Krzysztof Oliwa, 3/20/04 in 3-1 win at CGY

2021-22	STREAKS	FRANCHISE RECORD
4 - three times, last: Filip Forsberg (5g), 1/22 - 2/1	Longest Goal Streak	6 - four times, last: James Neal (7g), 11/5/16 - 11/17/16
10 - Roman Josi (18a), 3/10 - 3/27	Longest Assist Streak	10 - Roman Josi (18a), 3/10/22 - 3/27/22
13 - Roman Josi (4g-24a), 3/2 - 3/27	Longest Point Streak	16 - J-P Dumont (8g-14a), 12/29/07 - 1/31/08

2021-22	GOALTENDERS	FRANCHISE RECORD
47 - Juuse Saros, 4/5 in 6-2 win vs. MIN	Most Saves, Game	54 - Dan Ellis, 11/11/08 in 4-3 win at SJS
42 - Jeremy Swayman, 12/2 in 2-0 loss vs. BOS	Most Saves by an Opposing Goaltender, Game	53 - Carey Price, 11/14/09 in 2-0 win vs. MTL
5 - twice, last: Juuse Saros, 1/1 - 1/11	Longest Winning Streak	11 - twice, last: Pekka Rinne, 2/19/18 - 3/19/18
4 - Juuse Saros, 2/9 - 2/18	Longest Losing Streak	8 - Chris Mason, 2/9/13 - 4/27/13



THE LAST TIME...

	HOME	ROAD
Predators won in OT	4/12/22 vs. San Jose (Johansen, 1-0)	12/17/22 at Chicago (Jeannot, 3-2)
Opponent won in OT	4/26/22 vs. Calgary (Tkachuk, 5-4)	4/10/22 at Pittsburgh (Crosby, 3-2)
Predators won in SO	4/19/22 vs. Calgary (Granlund, 3-2)	4/28/22 at Colorado (Duchene, 5-4)
Opponent won in SO	10/21/19 vs. Florida (Trocheck, 3-2)	1/27/22 at Edmonton (McDavid, 3-2)
Predators shut out opponent	4/12/22 vs. San Jose (Saros, 1-0)	3/5/22 at San Jose (Saros, 8-0)
Opponent shut out Predators	4/14/22 vs. Edmonton (Smith, 4-0)	11/16/21 at Toronto (Campbell, 3-0)
Predators played scoreless game through OT	3/27/10 vs. Detroit (SOL, 1-0)	3/21/01 at Minnesota (T, 0-0)
Predators had two straight shutouts	3/5/20 vs. Dallas (Saros, 2-0) and 3/7/20 at Dallas (Saros, 1-0)	
Predators were shut out in back-to-back games	11/21/15 at Minnesota (Dubnyk, 4-0) and 11/23/15 at NY Rangers (Lundqvist, 3-0)	
Predators had 50-or-more shots	10/29/19 vs. Chicago (51)	Never
Opponent had 50-or-more shots	2/15/11 vs. San Jose (50)	3/24/22 at Vegas (50)
Predators had 20-or-more shots in a period	12/23/19 vs. Arizona (1st period, 22)	11/23/19 at St. Louis (1st period, 22)
Opponent had 20-or-more shots in a period	4/5/22 vs. Minnesota (3rd period, 20)	4/28/22 at Colorado (1st period, 20)
Predators held an opponent shotless in a period	2/16/08 vs. St. Louis (3rd period)	Never
Predators scored three-or-more PPG	4/5/22 vs. Minnesota (3)	3/21/22 at Anaheim (3)
Opponent scored three-or-more PPG	2/12/22 vs. Winnipeg (3)	3/24/22 at Vegas (3)
Predators scored shorthanded	3/29/22 vs. Ottawa (McCarron)	2/22/22 at Florida (Jeannot)
Opponent scored shorthanded	4/14/22 vs. Edmonton (Nurse)	3/22/22 at Los Angeles (Moore)
Predators scored two shorthanded goals	10/31/19 vs. Calgary (Jarnkrok/Jarnkrok)	11/6/08 at Calgary (Fiddler/Weber)
Opponent scored two shorthanded goals	12/13/18 vs. Vancouver (Beagle/Horvat)	10/26/16 at Anaheim (Siiriverberg/Cogliano)
Predators notched a hat trick	4/5/22 vs. Minnesota (Johansen)	11/20/21 at Montreal (Duchene)
Opponent notched a hat trick	4/14/22 vs. Edmonton (Draisaitl)	11/27/21 at Colorado (Rantanen)
Predators notched four-or-more points	11/30/21 vs. Columbus (Forsberg/Granlund)	3/21/22 at Anaheim (Forsberg, 2g-3a)
Opponent notched four-or-more points	3/12/22 vs. St. Louis (Thomas, 2g-2a)	1/17/22 at St. Louis (Barbashev/Schenn)
Predators scored an empty-net goal	4/5/22 vs. Minnesota (Johansen)	3/21/22 at Anaheim (Forsberg)
Opponent scored an empty-net goal	4/9/22 vs. Florida (Forsling)	3/22/22 at Los Angeles (Kemp)
Predators scored five-or-more goals	4/5/22 vs. Minnesota (W, 6-2)	3/21/22 at Anaheim (W, 6-3)
Opponent scored five-or-more goals	4/17/22 vs. St. Louis (L, 8-3)	4/29/22 at Arizona (L, 5-4)
Predators won by five-or-more goals	1/1/22 vs. Chicago (W, 6-1)	3/5/22 at San Jose (W, 8-0)
Predators lost by five-or-more goals	4/17/22 vs. St. Louis (L, 8-3)	3/24/22 at Vegas (L, 6-1)
Predators player recorded a point in his NHL debut	10/10/17 vs. Philadelphia (Girard, assist)	3/21/14 at Calgary (Jarnkrok, assist)
Predators player recorded a point in his team debut	1/20/22 vs. Winnipeg (Tennysen, assist)	3/1/19 at Winnipeg (Granlund, assist)
Predators goaltender credited with a goal	4/15/06 vs. Phoenix (Mason)	1/9/20 at Chicago (Rinne)
Predators goaltender assisted on a goal	10/19/19 vs. Florida (Rinne)	11/4/19 at Detroit (Rinne)
Predators had a penalty shot	2/22/18 vs. San Jose (Sissons, save)	10/19/21 at Los Angeles (Forsberg, save)
Opponent had a penalty shot	3/29/22 vs. Ottawa (Brown, save)	1/6/22 at Los Angeles (Kemp, save)
No penalties against the Predators	2/23/17 vs. Colorado (4-2 win)	3/2/22 at Seattle (L, 4-3)
Predators scored GfG or GWG in final minute of regulation/overtime	12/4/22 vs. Montreal (Forsberg, GWG)	12/9/21 at NY Islanders (Tolvanen, GWG)
Opponent scored GfG or GWG in final minute of regulation/overtime	2/29/20 vs. Colorado (Johnson, GWG)	10/12/19 at Los Angeles (Iafallo, GWG)
Predators scored with an extra attacker	10/16/21 vs. Carolina (Forsberg)	2/18/22 at Carolina (Jeannot)
Opponent scored with an extra attacker	3/19/22 vs. Toronto (Warner)	1/4/22 at Vegas (Theodore)
Predators overcame a two-goal deficit to win	3/27/22 vs. Philadelphia (W, 5-4)	4/28/22 at Colorado (SOW, 5-4)
Predators overcame a three-goal deficit to win	2/13/18 vs. St. Louis (W, 4-3)	1/31/12 at Minnesota (W, 5-4)



OVERTIME/SHOOTOUTS

HOME			
GP	W	L	%
8	6	2	.750
OVERTIME		SHOOTOUT	
W	L	W	L
3	2	3	0

AWAY			
GP	W	L	%
9	4	5	.444
OVERTIME		SHOOTOUT	
W	L	W	L
3	3	1	2

OVERALL			
GP	W	L	%
17	10	7	.588
OVERTIME		SHOOTOUT	
W	L	W	L
6	5	4	2

OVERTIME DECISIONS						
DATE	RESULT	OPPONENT	GOAL SCORER	TIME	WINNING GOALIE	LOSING GOALIE
11/2/21	W, 3-2	at Calgary Flames	Matt Duchene	1:37	Juuse Saros	Jacob Markstrom
11/7/21	L, 2-1	at Chicago Blackhawks	Alex DeBrincat	0:37	Kevin Lankinen	Juuse Saros
11/11/21	W, 4-3	at St. Louis Blues	Matt Duchene	2:01	David Rittich	Jordan Binnington
12/4/21	W, 4-3	Montreal Canadiens	Filip Forsberg	4:48	Juuse Saros	Jake Allen
12/17/21	W, 3-2	at Chicago Blackhawks	Tanner Jeannot	0:58	Juuse Saros	Marc-Andre Fleury
1/11/22	W, 5-4	Colorado Avalanche	Matt Duchene	3:01	Juuse Saros	Darcy Kuemper
1/15/22	L, 4-3	at Boston Bruins	Taylor Hall	1:41	Linus Ullmark	Juuse Saros
4/10/22	L, 3-2	at Pittsburgh Penguins	Sidney Crosby	2:21	Casey DeSmith	David Rittich
4/12/22	W, 1-0	San Jose Sharks	Ryan Johansen	3:18	Juuse Saros	Kaapo Kahkonen
4/24/22	L, 5-4	Minnesota Wild	Dmitry Kulikov	4:58	Marc-Andre Fleury	David Rittich
4/26/22	L, 5-4	Calgary Flames	Elias Lindholm	2:01	Dan Vladar	David Rittich

NASHVILLE vs. NHL RECORD (OT and SHOOTOUT)

TEAM	GP	W	L	%
Colorado Avalanche	2	2	0	1.000
Dallas Stars	1	1	0	1.000
Montreal Canadiens	1	1	0	1.000
New York Islanders	1	1	0	1.000
San Jose Sharks	1	1	0	1.000
St. Louis Blues	1	1	0	1.000
Calgary Flames	3	2	1	.667
Chicago Blackhawks	2	1	1	.500
Boston Bruins	1	0	1	.000
Columbus Blue Jackets	1	0	1	.000
Edmonton Oilers	1	0	1	.000
Minnesota Wild	1	0	1	.000
Pittsburgh Penguins	1	0	1	.000



OVERTIME/SHOOTOUTS

PREDATORS' OVERTIME GOALTENDING

GOALIE	GP	W	L	%
Juuse Saros	7	5	2	.714
David Rittich	4	1	3	.250

PREDATORS' OVERTIME SCORING

PLAYER	G	A	PTS
Mikael Granlund	0	4	4
Matt Duchene	3	0	3
Roman Josi	0	3	3
Filip Forsberg	1	1	2
Tanner Jeannot	1	1	2
Mattias Ekholm	0	2	2
Ryan Johansen	1	0	1

OPPONENTS' OVERTIME GOALTENDING

GOALIE	OPPONENT	GP	W	L	%
Linus Ullmark	Boston Bruins	1	1	0	1.000
Dan Vladar	Calgary Flames	1	1	0	1.000
Kevin Lankinen	Chicago Blackhawks	1	1	0	1.000
Casey DeSmith	Pittsburgh Penguins	1	1	0	1.000
Marc-Andre Fleury	Chicago/Minnesota	2	1	1	.500
Jacob Markstrom	Calgary Flames	1	0	1	.000
Darcy Kuemper	Colorado Avalanche	1	0	1	.000
Jake Allen	Montreal Canadiens	1	0	1	.000
Kaapo Kahkonen	San Jose Sharks	1	0	1	.000
Jordan Binnington	St. Louis Blues	1	0	1	.000

OPPONENTS' OVERTIME SCORING

PLAYER	OPPONENT	G	A	PTS
Taylor Hall	Boston Bruins	1	0	1
Elias Lindholm	Calgary Flames	1	0	1
Alex DeBrincat	Chicago Blackhawks	1	0	1
Dmitry Kulikov	Minnesota Wild	1	0	1
Sidney Crosby	Pittsburgh Penguins	1	0	1
Urho Vaakanainen	Boston Bruins	0	1	1
David Pastrnak	Boston Bruins	0	1	1
Rasmus Andersson	Calgary Flames	0	1	1
Johnny Gaudreau	Calgary Flames	0	1	1
Patrick Kane	Chicago Blackhawks	0	1	1
Kevin Lankinen	Chicago Blackhawks	0	1	1



OVERTIME/SHOOTOUTS

PREDATORS' SHOOTERS

PLAYER	G	ATT.	%	GDG
Mikael Granlund	3	4	75%	2
Roman Josi	1	3	33.3%	0
Filip Forsberg	1	6	16.7%	1
Matt Duchene	1	6	16.7%	1
Ryan Johansen	0	1	0.0%	0
Eeli Tolvanen	0	1	0.0%	0
TOTALS	6	21	28.6%	4

PREDATORS' SHOOTOUT GOALTENDING

GOALIE	G	ATT.	%	W-L
Juuse Saros	1	12	.917	3-1
David Rittich	2	8	.750	1-1
TOTALS	3	20	.850	4-2

OPPONENTS' SHOOTOUT GOALTENDING

GOALIE	TEAM	G	ATT.	%	W-L
Mikko Koskinen	Edmonton Oilers	0	3	1.000	1-0
Elvis Merzlikins	Columbus Blue Jackets	1	5	.800	1-0
Jake Oettinger	Dallas Stars	1	4	.750	0-1
Dan Vladar	Calgary Flames	1	3	.667	0-1
Darcy Kuemper	Colorado Avalanche	1	3	.667	0-1
Ilya Sorokin	New York Islanders	2	3	.333	0-1
TOTALS		6	21	.714	2-4

OPPONENTS' SHOOTERS

PLAYER	TEAM	G	ATT.	%	GDG
Gustav Nyquist	Columbus Blue Jackets	1	1	100%	1
Alexandre Texier	Columbus Blue Jackets	1	1	100%	0
Connor McDavid	Edmonton Oilers	1	1	100%	1
Matthew Tkachuk	Calgary Flames	0	1	0.0%	0
Johnny Gaudreau	Calgary Flames	0	1	0.0%	0
Tyler Toffoli	Calgary Flames	0	1	0.0%	0
Mikko Rantanen	Colorado Avalanche	0	1	0.0%	0
Nathan MacKinnon	Colorado Avalanche	0	1	0.0%	0
Nazem Kadri	Colorado Avalanche	0	1	0.0%	0
Jakub Voracek	Columbus Blue Jackets	0	1	0.0%	0
Patrik Laine	Columbus Blue Jackets	0	1	0.0%	0
Yegor Chinakhov	Columbus Blue Jackets	0	1	0.0%	0
Tyler Seguin	Dallas Stars	0	1	0.0%	0
Jacob Peterson	Dallas Stars	0	1	0.0%	0
Jason Robertson	Dallas Stars	0	1	0.0%	0
Joe Pavelski	Dallas Stars	0	1	0.0%	0
Ryan Nugent-Hopkins	Edmonton Oilers	0	1	0.0%	0
Leon Draisaitl	Edmonton Oilers	0	1	0.0%	0
Oliver Wahlstrom	New York Islanders	0	1	0.0%	0
Anthony Beauvillier	New York Islanders	0	1	0.0%	0
TOTALS		3	20	15.0%	2



MAN-GAMES LOST

PLAYER	REASON	DATES MISSED	GAMES MISSED
Mathieu Olivier	Lower Body	Oct. 14-21	4
David Rittich	COVID-19 Protocol	Oct. 16-Nov. 3	10
Mark Borowiecki	Upper Body	Nov. 3-10	4
Filip Forsberg	Upper Body	Nov. 3-22	9
Nick Cousins	Upper Body	Nov. 10-16	4
Alexandre Carrier	Upper Body	Nov. 11-16	3
Matt Benning	Upper Body	Dec. 7	1
Mattias Ekholm	Non-COVID Illness	Dec. 7	1
Juuse Saros	Non-COVID Illness	Dec. 7-9	2
Matt Duchene	Upper Body	Dec. 10-17	4
Colton Sissons	Upper Body	Dec. 10	1
Ryan Johansen	COVID-19 Protocol	Dec. 12-17	3
Nick Cousins	COVID-19 Protocol	Dec. 16-17	2
Mikael Granlund	COVID-19 Protocol	Dec. 16-17	2
Ben Harpur	COVID-19 Protocol	Dec. 16-17	2
Matt Luff	COVID-19 Protocol	Dec. 16-17	2
Michael McCarron	COVID-19 Protocol	Dec. 16-17	2
Philip Tomasino	COVID-19 Protocol	Dec. 16-17	2
Mark Borowiecki	COVID-19 Protocol	Dec. 17	1
Roman Josi	COVID-19 Protocol	Dec. 29-30	2
Tommy Novak	COVID-19 Protocol	Dec. 29-Jan. 1	3
Colton Sissons	COVID-19 Protocol	Dec. 29-30	2
Dante Fabbro	COVID-19 Protocol	Jan. 1-8	4
Filip Forsberg	COVID-19 Protocol	Jan. 8-15	4
Yakov Trenin	COVID-19 Protocol	Jan. 11-13	2
Mark Borowiecki	Lower Body	Jan. 13	1
Mattias Ekholm	COVID-19 Protocol	Jan. 15-18	3
Dante Fabbro	Upper Body	Jan. 17-27	6
Eeli Tolvanen	COVID-19 Protocol	Jan. 22-27	3
Matt Benning	Lower Body	Feb. 1-9	2
Mark Borowiecki	Non-COVID Illness	Feb. 9	1
Nick Cousins	Lower Body	Feb. 15-March 5	7
Mark Borowiecki	Lower Body	Feb. 22-26	3
Alexandre Carrier	Upper Body	Feb. 26-March 2	2
Mark Borowiecki	Lower Body	March 5-19	8
Matt Benning	Upper Body	March 15-24	6
Mattias Ekholm	Non-COVID Illness	March 21	1
Dante Fabbro	Upper Body	March 22-April 1	5
Mark Borowiecki	Upper Body	March 24-April 1	4
Tanner Jeannot	Birth of Child	March 24	1
Michael McCarron	Upper Body	April 7-19	8
Juuse Saros	Non-COVID Illness	April 10	1
Mark Borowiecki	Upper Body	April 14	1
Matt Luff	Non-COVID Illness	April 14-19	4
Jeremy Lauzon	Lower Body	April 17-29	7
Juuse Saros	Lower Body	April 28-29	2
Mattias Ekholm	Maintenance	April 29	1
TOTAL MAN-GAMES LOST TO INJURY/ILLNESS			153
TOTAL MAN-GAMES LOST TO SUSPENSION			0
TOTAL MAN-GAMES LOST			153

PREDATORS MAN-GAMES LOST

1998-99: 391	2003-04: 248	2009-10: 152	2014-15: 173	2019-20: 81
1999-00: 318	2005-06: 272	2010-11: 348	2015-16: 237	2020-21: 303
2000-01: 155	2006-07: 196	2011-12: 142	2016-17: 237	
2001-02: 218	2007-08: 239	2012-13: 130	2017-18: 132	
2002-03: 256	2008-09: 233	2013-14: 149	2018-19: 261	



TRANSACTIONS

TRAINING CAMP

Sept. 27, 2021	Assigned forward Zachary L'Heureux (Halifax/QMJHL) and defenseman Jack Matier (Ottawa/OHL) and Luke Prokop (Calgary/NHL) to their respective junior teams.
Oct. 3, 2021	Assigned forwards Grant Mismash and Patrick Harper; defenseman Marc Del Gaizo; and goaltender Tomas Vornacka to Milwaukee (AHL). Assigned forward Juuso Parssinen to TPS (Finland).
Oct. 4, 2021	Assigned forwards Tommy Novak and Anthony Richard; defenseman David Farrance; and goaltender Devin Cooley to Milwaukee (AHL).
Oct. 5, 2021	Assigned forwards Matt Luff and Cole Smith and defenseman Frederic Allard and Matt Tennyson to Milwaukee (AHL). Forward Rem Pitlick claimed on waivers by Minnesota.
Oct. 10, 2021	Assigned forward Egor Afanasyev and defenseman Jeremy Davies to Milwaukee (AHL).
Oct. 11, 2021	Assigned forward Michael McCarron and goaltender Connor Ingram to Milwaukee (AHL). Signed defenseman Jack Matier to a three-year, entry-level contract.
Oct. 12, 2021	Placed forward Mathieu Olivier on IR.
Oct. 13, 2021	Signed defenseman Mattias Ekholm to a four-year, \$25 million contract.

REGULAR SEASON

Oct. 16, 2021	Recalled goaltender Connor Ingram from Milwaukee (AHL). Goaltender David Rittich placed on NHL's COVID-19 protocol list.
Oct. 18, 2021	Recalled forward Tommy Novak from Milwaukee (AHL). Assigned forward Cody Glass to Milwaukee (AHL).
Oct. 22, 2021	Activated forward Mathieu Olivier from IR and assigned him to Milwaukee (AHL).
Nov. 4, 2021	Reassigned goaltender Connor Ingram to Milwaukee (AHL). Activated goaltender David Rittich to the active roster.
Nov. 9, 2021	Recalled forwards Michael McCarron and Mathieu Olivier from Milwaukee (AHL). Placed forwards Nick Cousins and Filip Forsberg on IR.
Nov. 13, 2021	Recalled forward Cole Smith from Milwaukee (AHL). Assigned forward Rocco Grimaldi to Milwaukee (AHL).
Nov. 20, 2021	Reassigned forward Cole Smith to Milwaukee (AHL). Activated forward Nick Cousins from IR.
Nov. 23, 2021	Reassigned forward Mathieu Olivier to Milwaukee (AHL).
Nov. 24, 2021	Reassigned forward Michael McCarron to Milwaukee (AHL). Assigned defenseman Ben Harpur to Milwaukee (AHL) on a conditioning loan.
Nov. 25, 2021	Terminated the contract of forward Patrick Harper.
Nov. 27, 2021	Recalled forward Michael McCarron from Milwaukee (AHL).
Nov. 29, 2021	Reassigned forward Michael McCarron to Milwaukee (AHL).
Nov. 30, 2021	Recalled forward Michael McCarron from Milwaukee (AHL). Acquired forward Kole Sherwood from Ottawa for future considerations.
Dec. 1, 2021	Reassigned forward Michael McCarron to Milwaukee (AHL).
Dec. 6, 2021	Recalled forward Matt Luff and defenseman Ben Harpur (conditioning loan) from Milwaukee (AHL).
Dec. 7, 2021	Recalled goaltender Connor Ingram from Milwaukee (AHL).
Dec. 9, 2021	Reassigned forward Matt Luff to Milwaukee (AHL).
Dec. 10, 2021	Recalled forward Matt Luff from Milwaukee (AHL). Reassigned goaltender Connor Ingram to Milwaukee (AHL).
Dec. 12, 2021	Forward Ryan Johansen placed on NHL's COVID-19 protocol list. Recalled forward Michael McCarron from Milwaukee (AHL). Reassigned goaltender Devin Cooley to Florida (ECHL) from Milwaukee (AHL).

Dec. 15, 2021	Forwards Mikael Granlund, Matt Luff, Michael McCarron and Philip Tomasino; defenseman Ben Harpur; Head Coach John Hynes; Assistant Coaches Dan Lambert and Todd Richards; and Goaltending Coach Ben Vanderklok placed on NHL's COVID-19 protocol list.
Dec. 16, 2021	Forward Nick Cousins and Assistant Coach Dan Hinote placed on NHL's COVID-19 protocol list. Recalled forwards Cody Glass, Rocco Grimaldi, Mathieu Olivier, Kole Sherwood and Cole Smith from Milwaukee (AHL).
Dec. 17, 2021	Defenseman Mark Borowiecki placed on NHL's COVID-19 protocol list.
Dec. 18, 2021	Reassigned forwards Rocco Grimaldi, Mathieu Olivier, Kole Sherwood and Cole Smith to Milwaukee (AHL).
Dec. 27, 2021	Recalled forward Mathieu Olivier to the taxi squad from Milwaukee (AHL).
Dec. 28, 2021	Recalled forward Mathieu Olivier from the taxi squad and reassigned forward Cody Glass to Milwaukee (AHL).
Dec. 29, 2021	Recalled forward Michael McCarron from the taxi squad and goaltender Tomas Vornacka to the taxi squad from Florida (ECHL).
Dec. 30, 2021	Recalled forward Matt Luff from the taxi squad and reassigned forward Mathieu Olivier to the taxi squad.
Dec. 31, 2021	Recalled forward Mathieu Olivier from the taxi squad and reassigned forwards Matt Luff and Michael McCarron to the taxi squad.
Jan. 1, 2022	Defenseman Dante Fabbro placed on NHL's COVID-19 protocol list. Placed forward Colton Sissons and defenseman Roman Josi on the active roster. Recalled forward Michael McCarron from the taxi squad and reassigned forward Mathieu Olivier to Milwaukee (AHL).
Jan. 2, 2022	Reassigned forward Michael McCarron to the taxi squad.
Jan. 3, 2022	Recalled defenseman Matt Tennyson to the taxi squad from Milwaukee (AHL).
Jan. 4, 2022	Recalled forwards Matt Luff and Michael McCarron from the taxi squad. Placed forward Tommy Novak on the active roster.
Jan. 5, 2022	Reassigned forward Matt Luff to the taxi squad.
Jan. 6, 2022	Recalled forward Matt Luff from the taxi squad. Reassigned forward Tommy Novak to Milwaukee (AHL).
Jan. 7, 2022	Reassigned forward Matt Luff to the taxi squad.
Jan. 8, 2022	Recalled forward Matt Luff from the taxi squad. Forward Filip Forsberg placed on the NHL's COVID-19 protocol list.
Jan. 9, 2022	Reassigned forward Matt Luff to the taxi squad. Reassigned defenseman Matt Tennyson and goaltender Tomas Vornacka to Milwaukee (AHL) from the taxi squad.
Jan. 11, 2022	Placed defenseman Dante Fabbro on the active roster. Forward Yakov Trenin added to the NHL's COVID-19 protocol list. Recalled forward Cole Smith from Milwaukee (AHL) and forward Matt Luff from the taxi squad.
Jan. 12, 2022	Reassigned forwards Matt Luff and Cole Smith to the taxi squad.
Jan. 13, 2022	Recalled forwards Matt Luff and Cole Smith from the taxi squad. Recalled forward Cody Glass to the taxi squad from Milwaukee (AHL).
Jan. 14, 2022	Reassigned forwards Matt Luff and Cole Smith to the taxi squad.
Jan. 15, 2022	Forward Yakov Trenin removed from NHL's COVID-19 protocol list. Defenseman Mattias Ekholm added to NHL's COVID-19 protocol list. Recalled forward Matt Luff from the taxi squad. Reassigned forward Cody Glass to Milwaukee (AHL) from the taxi squad.
Jan. 16, 2022	Reassigned forward Matt Luff to the taxi squad. Recalled defenseman Jeremy Davies to the taxi squad from Milwaukee (AHL). Reassigned goaltender Tomas Vornacka to Florida (ECHL) from Milwaukee (AHL).
Jan. 17, 2022	Forward Filip Forsberg removed from the NHL's COVID-19 protocol list.
Jan. 18, 2022	Recalled defenseman Jeremy Davies to the taxi squad from Milwaukee (AHL). Reassigned forward Matt Luff to Milwaukee (AHL).
Jan. 19, 2022	Reassigned defenseman Jeremy Davies to the taxi squad.



TRANSACTIONS

Jan. 20, 2022	Recalled defenseman Matt Tennyson from Milwaukee (AHL). Defenseman Mattias Ekholm removed from the NHL's COVID-19 protocol list. Placed defenseman Dante Fabbro on IR.	April 13, 2022	Signed defenseman Adam Wilsby to a two-year, entry-level contract.
Jan. 21, 2022	Reassigned defenseman Matt Tennyson to the taxi squad.	April 14, 2022	Recalled forward Cody Glass from Milwaukee (AHL).
Jan. 22, 2022	Recalled forward Cole Smith and defenseman Matt Tennyson from the taxi squad. Forward Eeli Tolvanen added to the NHL's COVID-19 protocol list.	April 21, 2022	Reassigned forward Cody Glass to Milwaukee (AHL).
Jan. 23, 2022	Reassigned forward Cole Smith and defenseman Matt Tennyson to the taxi squad. Reassigned defenseman Jeremy Davies to Milwaukee (AHL) from the taxi squad.	April 26, 2022	Recalled forward Mathieu Olivier from Milwaukee (AHL).
Jan. 24, 2022	Recalled forward Matt Luff to the taxi squad from Milwaukee (AHL) and goaltender Tomas Vomacka to the taxi squad from Florida (ECHL).	April 27, 2022	Recalled goaltender Connor Ingram from Milwaukee (AHL).
Jan. 25, 2022	Recalled forward Cole Smith and defenseman Matt Tennyson from the taxi squad.	May 2, 2022	Recalled defenseman Philippe Myers from Toronto (AHL).
Jan. 26, 2022	Reassigned forward Cole Smith and defenseman Matt Tennyson to the taxi squad.	May 4, 2022	Assigned forward Juuso Parssinen to Milwaukee (AHL).
Jan. 27, 2022	Recalled forward Matt Luff and defenseman Matt Tennyson from the taxi squad.	May 5, 2022	Reassigned defenseman Jeremy Davies to Milwaukee (AHL).
Jan. 28, 2022	Reassigned defenseman Matt Tennyson to the taxi squad. Reassigned forwards Matt Luff and Cole Smith to Milwaukee (AHL) from the taxi squad. Reassigned goaltender Tomas Vomacka to Florida (ECHL) from the taxi squad.	May 7, 2022	Recalled forward Cody Glass from Milwaukee (AHL).
Jan. 29, 2022	Reassigned defenseman Matt Tennyson to Milwaukee (AHL).	May 10, 2022	Reassigned forwards Cody Glass and Mathieu Olivier and goaltender Connor Ingram to Milwaukee (AHL).
Feb. 1, 2022	Acquired forward Jimmy Huntington from Tampa Bay for forward Anthony Richard. Activated defenseman Dante Fabbro from IR. Forward Eeli Tolvanen removed from the NHL's COVID-19 protocol list.	May 11, 2022	Assigned forward Luke Evangelista to Milwaukee (AHL).
Feb. 14, 2022	Recalled forward Cole Smith from Milwaukee (AHL). Reassigned goaltender Tomas Vomacka to Milwaukee (AHL) from Florida (ECHL).	May 16, 2022	Signed goaltender Yaroslav Askarov to a three-year, entry-level contract.
Feb. 15, 2022	Signed defenseman Mark Borowicki to a one-year, \$900,000 contract for 2022-23.	June 9, 2022	Signed forward Markus Nurmi to a one-year, entry-level contract.
Feb. 18, 2022	Reassigned goaltender Tomas Vomacka to Florida (ECHL) from Milwaukee (AHL).	June 13, 2022	Signed defenseman Jeremy Lauzon to a four-year, \$8 million contract.
Feb. 20, 2022	Reassigned forward Cole Smith to Milwaukee (AHL).	June 24, 2022	Signed forward Cody Glass to a one-year contract.
Feb. 21, 2022	Recalled forward Matt Luff from Milwaukee (AHL).	June 30, 2022	Acquired Toronto's fourth-round pick in the 2022 NHL Draft (traded to Toronto; Toronto selected Dennis Hildeby) from Columbus for forward Mathieu Olivier.
Feb. 25, 2022	Recalled defenseman Matt Tennyson from Milwaukee (AHL). Placed forward Nick Cousins on IR.	July 3, 2022	Acquired defenseman Ryan McDonagh from Tampa Bay for forward Grant Mismash and defenseman Philippe Myers.
March 1, 2022	Reassigned defenseman Matt Tennyson to Milwaukee (AHL).	July 7, 2022	Selected forward Joakim Kemell in the 2022 NHL Draft.
March 8, 2022	Activated forward Nick Cousins from IR.	July 8, 2022	Selected forwards Adam Ingram, Cole O'Hara and Ben Strinden and defensemen Kasper Kulonummi and Graham Sward in the 2022 NHL Draft. Acquired forward John Leonard and San Jose's third-round pick in the 2023 NHL Draft from San Jose for forward Luke Kunin.
March 9, 2022	Signed forward Navrin Mutter to a three-year, entry-level contract.	July 11, 2022	Signed forward Filip Forsberg to an eight-year, \$68 million contract.
March 19, 2022	Recalled defensemen Jeremy Davies and Matt Tennyson from Milwaukee (AHL). Placed defensemen Matt Benning and Mark Borowicki on IR.		
March 20, 2022	Acquired defenseman Jeremy Lauzon from Seattle for a second-round pick (Jani Nyman) in the 2022 NHL Draft.		
March 21, 2022	Acquired forward Brayden Burke from Los Angeles for defenseman Frederic Allard. Acquired defenseman Alex Biega from Toronto for future considerations. Signed forward Jachym Kondelik to a two-year, entry-level contract. Reassigned defenseman Jeremy Davies to Milwaukee (AHL). Activated defenseman Mark Borowicki from IR.		
March 23, 2021	Reassigned defenseman Philippe Myers from Milwaukee (AHL) to Toronto (AHL).		
March 26, 2022	Recalled defenseman Jeremy Davies from Milwaukee (AHL).		
March 31, 2022	Signed defenseman Spencer Stastney to a two-year, entry-level contract.		
April 6, 2022	Reassigned defenseman Matt Tennyson to Milwaukee (AHL).		
April 10, 2022	Recalled goaltender Connor Ingram from Milwaukee (AHL).		
April 11, 2022	Reassigned goaltender Connor Ingram to Milwaukee (AHL).		



AMERICAN HOCKEY LEAGUE STANDINGS

WESTERN CONFERENCE

CENTRAL DIVISION

RANK	TEAM	GP	W	L	OTL	SOL	PTS	PCT	GF	GA
1	y - Chicago Wolves	76	50	16	5	5	110	.724	261	194
2	x - Manitoba Moose	72	41	24	5	2	89	.618	228	204
3	x - Milwaukee Admirals	76	39	28	5	4	87	.572	229	228
4	x - Rockford IceHogs	72	37	30	4	1	79	.549	223	221
5	x - Texas Stars	72	32	28	6	6	76	.528	219	230
6	Iowa Wild	72	32	31	4	5	73	.507	202	209
7	Grand Rapids Griffins	76	33	35	6	2	74	.487	209	240

PACIFIC DIVISION

RANK	TEAM	GP	W	L	OTL	SOL	PTS	PCT	GF	GA
1	y - Stockton Heat	68	45	16	5	2	97	.713	242	185
2	x - Ontario Reign	68	41	18	5	4	91	.669	259	219
3	x - Colorado Eagles	68	39	22	4	3	85	.625	244	207
4	x - Bakersfield Condors	68	37	21	5	5	84	.618	225	192
5	x - Abbotsford Canucks	68	39	23	5	1	84	.618	230	200
6	x - Henderson Silver Knights	68	35	28	4	1	75	.551	209	203
7	x - San Diego Gulls	68	28	33	4	3	63	.463	197	223
8	Tucson Roadrunners	68	23	39	5	1	52	.382	182	268
9	San Jose Barracuda	68	20	42	4	2	46	.338	202	291

EASTERN CONFERENCE

ATLANTIC DIVISION

RANK	TEAM	GP	W	L	OTL	SOL	PTS	PCT	GF	GA
1	y - Charlotte Checkers	72	42	24	5	1	90	.625	234	197
2	x - Springfield Thunderbirds	76	43	24	6	3	95	.625	233	221
3	x - Providence Bruins	72	36	25	5	6	83	.576	199	192
4	x - Wilkes-Barre/Scranton Penguins	76	35	33	4	4	78	.513	209	225
5	x - Hershey Bears	76	34	32	6	4	78	.513	202	209
6	x - Bridgeport Islanders	72	31	30	7	4	73	.507	213	226
7	Hartford Wolf Pack	72	32	32	6	2	72	.500	205	225
8	Lehigh Valley Phantoms	76	29	32	10	5	73	.480	195	239

NORTH DIVISION

RANK	TEAM	GP	W	L	OTL	SOL	PTS	PCT	GF	GA
1	y - Utica Comets	72	43	20	8	1	95	.660	246	206
2	x - Syracuse Crunch	76	41	26	7	2	91	.599	242	229
3	x - Laval Rocket	72	39	26	5	2	85	.590	246	231
4	x - Belleville Senators	72	40	28	4	0	84	.583	219	218
5	x - Rochester Americans	76	37	29	7	3	84	.553	254	270
6	Toronto Marlies	72	37	30	4	1	79	.549	243	244
7	Cleveland Monsters	76	28	35	8	5	69	.454	207	262

y - won division

x - clinched Calder Cup Playoff berth



AMERICAN HOCKEY LEAGUE LEADERS

AHL SCORING LEADERS

RANK	PLAYER	TEAM	GP	G	A	PTS
1	Andrew Poturalski	Chicago	71	28	73	101
2	T.J. Tynan	Ontario	62	14	84	98
3	Stefan Noesen	Chicago	70	48	37	85
4	Seth Griffith	Bakersfield	64	30	50	80
5	Kiefer Sherwood	Colorado	57	36	39	75
6	Martin Frk	Ontario	58	40	33	73
	Dylan Sikura	Colorado	60	33	40	73
8	Sheldon Rempal	Abbotsford	55	33	36	69
9	Matthew Phillips	Stockton	65	31	37	68
	JJ Peterka*	Rochester	70	28	40	68

AHL GOAL SCORING LEADERS

RANK	PLAYER	TEAM	GP	G
1	Stefan Noesen	Chicago	70	48
2	Martin Frk	Ontario	58	40
3	Kiefer Sherwood	Colorado	57	36
4	Sheldon Dries	Abbotsford	54	35
5	Dylan Sikura	Colorado	60	33
	Sheldon Rempal	Abbotsford	55	33
7	Matthew Phillips	Stockton	65	31
8	Six tied with			30

AHL ASSIST LEADERS

RANK	PLAYER	TEAM	GP	A
1	T.J. Tynan	Ontario	62	84
2	Andrew Poturalski	Chicago	71	73
3	Jordan Gross	Colorado	61	55
4	Seth Griffith	Bakersfield	64	50
5	Cody Glass	Milwaukee	66	48
6	Alex Barre-Boulet	Syracuse	58	47
7	Joseph Duszak	Toronto	61	45
8	Sam Anas	Springfield	75	44
9	Matias Maccelli*	Tucson	47	43
	Jonatan Berggren*	Grand Rapids	70	43

AHL PLUS/MINUS LEADERS

RANK	PLAYER	TEAM	GP	+/-
1	Vincent Desharnais	Bakersfield	66	+36
2	Stefan Noesen	Chicago	70	+35
3	Rafael Harvey-Pinard	Laval	69	+29
4	Tory Dello*	Laval	55	+28
5	Spencer Smallman	Chicago	65	+27
6	Tyler Wotherspoon	Utica	53	+26
7	Kiefer Sherwood	Colorado	57	+24
	Luke Philp	Stockton	66	+24
	Andrew Poturalski	Chicago	71	+24
10	Johnathan Kovacevic	Manitoba	62	+23

AHL GOALTENDING LEADERS (ranked by GAA; minimum 10 GP)

RANK	GOALIE	TEAM	GP	MINS	W	L	OTL	SO	SA	SVS	SV%	GA	GAA
1	Troy Grosenick	Providence	30	1650	16	6	4	3	821	766	.933	55	2.00
2	Alex Lyon	Chicago	30	1665	18	7	3	3	678	618	.912	60	2.16
3	Charlie Lindgren	Springfield	34	1979	24	7	1	3	972	899	.925	73	2.21
4	Stuart Skinner	Bakersfield	35	2088	22	7	5	0	963	886	.920	77	2.21
5	Joey Daccord	Charlotte	34	1917	19	11	2	0	970	897	.925	73	2.28
6	Max Lagace	Syracuse	36	1976	23	9	2	4	842	766	.910	76	2.31
7	Kevin Poulin	Laval	30	1746	18	8	3	2	850	782	.920	68	2.34
8	Dustin Wolf*	Stockton	47	2809	33	9	4	0	1451	1341	.924	47	2.35
9	Phoenix Copley	Hershey	35	2114	18	12	5	2	966	882	.913	84	2.38
10	Mikhail Berdin	Manitoba	32	1878	19	10	2	4	765	690	.902	75	2.40

* = rookie



MILWAUKEE ADMIRALS FINAL AHL STATS

POS.	#	PLAYER	GP	G	A	PTS	+/-	PIM	PPG	SHG	S	S%
C	19	Cody Glass	66	14	48	62	15	20	5	0	165	8.5%
LW	25	Cole Schneider	71	30	30	60	17	18	11	0	157	19.1%
RW	56	Rocco Grimaldi	44	26	26	52	14	14	8	1	135	19.3%
LW	22	Cole Smith*	59	21	20	41	3	62	8	0	123	17.1%
D	46	Matt Donovan	76	8	32	40	-5	57	2	0	126	6.3%
C	17	Tommy Novak	42	7	27	34	4	16	2	0	99	7.1%
LW	70	Egor Afanasyev*	74	12	21	33	8	45	5	0	147	8.2%
RW	7	Matt Luff	30	14	17	31	1	16	4	0	101	13.9%
D	76	Jeremy Davies	54	6	25	31	13	47	2	0	110	5.5%
LW	13	Graham Knott	61	13	13	26	5	20	2	1	70	18.6%
C	6	Mitch McLain	76	17	6	23	-5	113	3	3	117	14.5%
C	15	Jimmy Huntington	34	7	16	23	-2	14	0	0	45	15.6%
D	2	Marc Del Gaizo*	67	6	13	19	-8	28	1	0	103	5.8%
D	8	Matt Tennyson	53	3	11	14	-3	44	1	0	66	4.5%
D	3	David Farrance*	50	1	13	14	-3	15	1	0	47	2.1%
LW	41	Brayden Burke	15	1	12	13	4	4	1	0	19	5.3%
C	90	Anthony Richard	31	7	5	12	-6	14	1	1	70	10.0%
LW	18	Grant Mismash*	57	6	6	12	-13	20	1	0	53	11.3%
LW	16	Joseph LaBate	56	5	7	12	-10	121	0	0	93	5.4%
RW	24	Mathieu Olivier	46	5	6	11	-7	76	0	1	47	10.6%
D	11	Dylan Blujus	43	1	10	11	1	30	0	0	29	3.4%
D	49	Josh Healey	57	1	7	8	20	89	0	0	40	2.5%
RW	77	Kole Sherwood	31	4	3	7	-5	27	1	0	56	7.1%
D	33	Alex Biega	15	3	4	7	-1	14	3	0	35	8.6%
C	23	Michael McCarron	14	3	3	6	-3	15	0	0	21	14.3%
RW	28	Zach Solow*	20	3	2	5	-7	10	0	0	23	13.0%
D	72	Frederic Allard	36	1	4	5	0	12	0	0	51	2.0%
C	55	Tommy Apap*	35	1	2	3	-5	20	0	0	18	5.6%
D	48	Jake McLaughlin	13	0	3	3	1	0	0	0	11	0.0%
D	82	Xavier Bouchard	2	0	0	0	-1	2	0	0	2	0.0%
C	29	Jachym Kondelik*	2	0	0	0	0	0	0	0	2	0.0%
D	42	Spencer Stastney*	2	0	0	0	-1	0	0	0	0	0.0%
C	55	Matt Bradley*	4	0	0	0	-2	4	0	0	1	0.0%
C	11	Avery Peterson	5	0	0	0	-3	7	0	0	8	0.0%
D	53	Ben Harpur	6	0	0	0	0	5	0	0	4	0.0%
LW	21	Patrick Harper*	9	0	0	0	-2	0	0	0	3	0.0%
C	10	Robert Carpenter	11	0	0	0	-6	2	0	0	6	0.0%

#	GOALTENDER	GP	MINS	W	L	OTL	SO	SA	SV%	GAA
39	Connor Ingram	54	3195:15	30	17	7	5	1685	.915	2.70
1	Devin Cooley	24	1294:12	9	10	2	0	647	.898	3.06
31	Parker Gahagen	2	94:28	0	1	0	0	53	.906	3.18
MILWAUKEE ADMIRALS TOTALS		76	4626:58	39	28	5	5	2394	.906	2.90

Bold = Player was under contract with Nashville

* = rookie



TEAM HISTORY & RECORDS

SEASON	GP	W	L	T	OTL	PTS	PCT	GF	GA	FINISH*
1998-99	82	28	47	7	--	63	.384	190	261	4/12
1999-00	82	28	40	7	7	70	.427	199	240	4/13
2000-01	82	34	36	9	3	80	.488	186	200	3/10
2001-02	82	28	41	13	0	69	.421	196	230	4/14
2002-03	82	27	35	13	7	74	.451	183	206	4/13
2003-04	82	38	29	11	4	91	.555	216	217	3/8
2004-05	NHL SEASON CANCELED									
2005-06	82	49	25	--	8	106	.646	259	227	2/4
2006-07	82	51	23	--	8	110	.671	272	212	2/4
2007-08	82	41	32	--	9	91	.555	230	229	2/8
2008-09	82	40	34	--	8	88	.537	213	233	5/10
2009-10	82	47	29	--	6	100	.610	225	225	3/7
2010-11	82	44	27	--	11	99	.604	219	194	2/5
2011-12	82	48	26	--	8	104	.634	237	210	2/4
2012-13	48	16	23	--	9	41	.427	111	139	5/14
2013-14	82	38	32	--	12	88	.537	216	242	6/10
2014-15	82	47	25	--	10	104	.634	232	208	2/6
2015-16	82	41	27	--	14	96	.585	228	215	4/7
2016-17	82	41	29	--	12	94	.573	240	224	4/8
2017-18	82	53	18	--	11	117	.713	267	211	1/1
2018-19	82	47	29	--	6	100	.610	240	214	1/3
2019-20	69	35	26	--	8	78	.565	215	217	4/6
2020-21	56	31	23	--	2	64	.571	156	154	4
2021-22	82	45	30	--	7	97	.591	266	252	5/8
TOTAL	1813	897	686	60	170	2024	.558	4996	4970	--

* division rank / conference rank

HOME										ROAD									
SEASON	GP	W	L	T	OTL	PTS	GF	GA		GP	W	L	T	OTL	PTS	GF	GA		
1998-99	41	15	22	4	--	34	104	126		41	13	25	3	--	29	86	135		
1999-00	41	15	21	3	2	35	103	116		41	13	19	4	5	35	96	124		
2000-01	41	16	18	7	0	39	92	102		41	18	18	2	3	41	94	98		
2001-02	41	17	16	8	0	42	101	95		41	11	25	5	0	27	95	135		
2002-03	41	18	17	5	1	42	98	90		41	9	18	8	6	32	85	116		
2003-04	41	22	10	7	2	53	112	93		41	16	19	4	2	38	104	124		
2004-05	NHL SEASON CANCELED																		
2005-06	41	32	8	--	1	65	142	94		41	17	17	--	7	41	117	133		
2006-07	41	28	8	--	5	61	153	105		41	23	15	--	3	49	119	107		
2007-08	41	23	14	--	4	50	120	113		41	18	18	--	5	41	110	116		
2008-09	41	24	13	--	4	52	116	104		41	16	21	--	4	36	97	129		
2009-10	41	24	14	--	3	51	108	101		41	23	15	--	3	49	117	124		
2010-11	41	24	9	--	8	56	116	91		41	20	18	--	3	43	103	103		
2011-12	41	26	10	--	5	57	124	103		41	22	16	--	3	47	113	107		
2012-13	24	11	9	--	4	26	59	59		24	5	14	--	5	15	52	80		
2013-14	41	19	17	--	5	43	106	119		41	19	15	--	7	45	110	123		
2014-15	41	28	9	--	4	60	121	100		41	19	16	--	6	44	111	108		
2015-16	41	23	11	--	7	53	128	98		41	18	16	--	7	43	100	117		
2016-17	41	24	9	--	8	56	131	101		41	17	20	--	4	38	107	119		
2017-18	41	28	9	--	4	60	143	107		41	25	9	--	7	57	124	104		
2018-19	41	25	14	--	2	52	118	100		41	22	15	--	4	48	118	112		
2019-20	35	17	14	--	4	38	103	109		34	18	12	--	4	40	112	108		
2020-21	28	18	10	--	0	36	83	68		28	13	13	--	2	28	73	86		
2021-22	41	25	14	--	2	52	130	112		41	20	16	--	5	45	136	140		
TOTAL	907	502	296	34	75	1113	2614	2309		906	395	390	26	95	911	2382	2651		

vs. CENTRAL DIVISION									vs. OTHER DIVISIONS								
SEASON	GP	W	L	T	OTL	PTS	GF	GA	GP	W	L	T	OTL	PTS	GF	GA	
1998-99	18	4	13	1	--	9	44	70	64	24	34	6	--	54	146	191	
1999-00	18	6	8	2	2	16	47	54	64	22	32	5	5	54	152	186	
2000-01	20	8	11	1	0	17	41	52	62	26	25	8	3	63	145	148	
2001-02	20	7	10	3	0	17	47	60	62	21	31	10	0	52	149	170	
2002-03	20	6	9	4	1	17	42	53	62	21	26	9	6	57	141	153	
2003-04	24	11	9	2	2	26	58	63	58	27	20	9	2	65	158	154	
2004-05	NHL SEASON CANCELED																
2005-06	32	23	8	--	1	47	110	73	50	26	17	--	7	59	149	154	
2006-07	32	21	8	--	3	45	106	82	50	30	15	--	5	65	166	130	
2007-08	32	18	9	--	5	41	88	82	50	23	23	--	4	50	142	147	
2008-09	24	12	9	--	3	27	67	68	58	28	25	--	5	61	146	165	
2009-10	24	14	8	--	2	30	59	57	58	33	21	--	4	70	166	168	
2010-11	24	13	9	--	2	28	51	59	58	31	18	--	9	71	162	131	
2011-12	24	16	5	--	3	35	75	58	58	32	21	--	5	69	162	152	
2012-13	18	3	11	--	4	10	36	53	30	13	12	--	5	31	73	80	
2013-14	29	12	13	--	4	28	79	93	53	26	19	--	8	60	137	149	
2014-15	29	15	9	--	5	35	77	76	53	32	16	--	5	69	155	132	
2015-16	29	12	14	--	3	27	79	80	53	29	13	--	11	69	149	135	
2016-17	29	14	12	--	3	31	82	72	53	25	17	--	11	61	147	142	
2017-18	26	18	5	--	3	39	84	61	56	35	13	--	8	78	183	150	
2018-19	26	14	11	--	1	29	69	73	56	33	18	--	5	71	167	139	
2019-20	20	12	7	--	1	25	50	47	49	23	19	--	7	53	165	170	
2020-21	56	31	23	--	2	64	156	154	DIVISIONAL SCHEDULE ONLY								
2021-22	26	16	8	--	2	34	100	87	56	29	22	--	5	63	166	165	
TOTAL	600	308	229	13	50	679	1668	1643	785	391	291	16	87	885	2156	2150	

vs. WESTERN CONFERENCE									vs. EASTERN CONFERENCE								
SEASON	GP	W	L	T	OTL	PTS	GF	GA	GP	W	L	T	OTL	PTS	GF	GA	
1998-99	55	21	30	4	--	46	140	174	27	7	17	3	--	17	50	87	
1999-00	56	17	28	5	6	45	132	170	26	11	12	2	1	25	67	70	
2000-01	60	22	29	6	3	53	133	154	22	12	7	3	0	27	53	46	
2001-02	60	19	33	8	0	46	136	176	22	9	8	5	0	23	60	54	
2002-03	60	19	27	9	5	52	127	157	22	8	8	4	2	22	56	49	
2003-04	64	28	23	10	3	69	161	168	18	10	6	1	1	22	55	49	
2004-05	NHL SEASON CANCELED																
2005-06	72	45	22	--	5	95	226	188	10	4	3	--	3	11	33	39	
2006-07	72	44	21	--	7	95	237	187	10	7	2	--	1	15	35	25	
2007-08	72	36	28	--	8	80	202	197	10	5	4	--	1	11	28	32	
2008-09	64	32	26	--	6	70	177	186	18	8	8	--	2	18	36	47	
2009-10	64	35	25	--	4	74	168	178	18	12	4	--	2	26	57	47	
2010-11	64	34	23	--	7	75	158	150	18	10	4	--	4	24	55	40	
2011-12	64	40	19	--	5	85	190	162	18	8	7	--	3	19	47	48	
2012-13	48	16	23	--	9	41	111	139	0	0	0	--	0	0	0	0	
2013-14	50	23	20	--	7	53	135	153	32	15	12	--	5	35	81	89	
2014-15	50	27	15	--	8	62	140	131	32	20	10	--	2	42	92	77	
2015-16	50	25	17	--	8	58	136	124	32	16	10	--	6	38	88	89	
2016-17	50	27	17	--	6	60	151	137	32	14	12	--	6	34	89	87	
2017-18	50	35	9	--	6	76	165	115	32	18	9	--	5	41	102	96	
2018-19	50	27	21	--	2	56	137	138	32	20	8	--	4	44	99	74	
2019-20	42	20	17	--	5	45	119	129	27	15	9	--	3	33	96	88	
2020-21	DIVISIONAL SCHEDULE ONLY																
2021-22	50	30	16	--	4	64	170	154	32	15	14	--	3	33	96	98	
TOTAL	1267	622	489	42	114	1400	3458	3471	490	244	174	18	54	560	1382	1335	



SEASON RECORDS

AT NHL ALL-STAR BREAK				AT NHL MIDWAY POINT	
SEASON	DATE OF GAME (HOST)	RECORD BEFORE	RECORD AFTER	FIRST HALF	SECOND HALF
1998-99	Jan. 24 (Tampa Bay)	16-25-4 (0)	12-22-3 (0)	14-23-4 (0)	14-24-3 (0)
1999-00	Feb. 6 (Toronto)	20-24-6-4	8-16-1-3	14-20-5-2	14-20-2-5
2000-01	Feb. 4 (Colorado)	23-24-7-2	11-12-2-1	15-18-7-1	19-18-2-2
2001-02	Feb. 2 (Los Angeles)	20-25-9-0	8-16-4-0	15-19-7-0	13-22-6-0
2002-03	Feb. 2 (Florida)	17-23-8-4	10-12-5-3	12-18-7-4	15-17-6-3
2003-04	Feb. 8 (Minnesota)	26-20-6-2	12-9-5-2	19-16-4-2	19-13-7-2
2004-05	NHL SEASON CANCELED				
2005-06	OLYMPIC YEAR - NO ALL-STAR GAME			26-12-3	23-13-5
2006-07	Jan. 24 (Dallas)	34-12-3	17-11-5	27-11-3	24-12-5
2007-08	Jan. 27 (Atlanta)	25-20-5	16-12-4	21-19-2	20-13-7
2008-09	Jan. 25 (Montreal)	20-23-3	20-11-5	19-19-3	21-15-5
2009-10	OLYMPIC YEAR - NO ALL-STAR GAME			24-14-3	23-15-3
2010-11	Jan. 30 (Carolina)	27-17-6	17-10-5	22-13-6	22-14-5
2011-12	Jan. 29 (Ottawa)	30-16-4	18-10-4	22-15-4	26-11-4
2012-13	SHORTENED SEASON - NO ALL-STAR GAME			10-9-5	6-14-4
2013-14	OLYMPIC YEAR - NO ALL-STAR GAME			18-18-5	20-14-7
2014-15	Jan. 25 (Columbus)	30-10-5	17-15-5	28-9-4	19-16-6
2015-16	Jan. 31 (Nashville)	24-17-8	17-9-6	19-15-7	22-12-7
2016-17	Jan. 29 (Los Angeles)	24-17-8	17-12-4	18-16-7	23-13-5
2017-18	Jan. 28 (Tampa Bay)	29-11-7	24-7-7	24-11-6	29-7-5
2018-19	Jan. 26 (San Jose)	30-18-4	17-11-2	24-15-2	23-14-4
2019-20	Jan. 25 (St. Louis)	22-18-7	13-8-1	16-12-6 (34 GP)	19-14-2 (35 GP)
2020-21	SHORTENED SEASON - NO ALL-STAR GAME			11-16-1	20-7-1
2021-22	Feb. 5 (Vegas)	28-14-4	17-16-3	24-14-3	21-16-4
TOTAL		445-335-(40)-76	271-219-(20)-57	403-315-(34)-69	455-334-(26)-90

RECORD BY MONTH

SEASON	OCTOBER	NOVEMBER	DECEMBER	JANUARY	FEBRUARY	MARCH	APRIL	MAY
1998-99	3-5-1 (0)	6-7-0 (0)	4-6-2 (0)	5-9-1 (0)	3-6-2 (0)	5-8-1 (0)	2-6-0 (0)	--
1999-00	4-6-1-0	3-7-0-2	6-5-4-0	6-5-1-2	3-7-0-1	6-7-1-2	0-3-0-0	--
2000-01	4-3-3-1	6-6-2-0	4-8-2-0	8-7-0-1	4-5-1-0	7-5-1-1	1-2-0-0	--
2001-02	4-7-2-0	5-6-1-0	5-4-3-0	6-8-3-0	4-1-1-0	2-10-3-0	2-5-0-0	--
2002-03	1-5-1-2	3-6-3-2	6-6-2-0	7-6-2-0	8-2-1-0	2-8-4-2	0-2-0-1	--
2003-04	4-5-0-0	8-5-1-0	4-4-3-2	10-4-2-0	6-5-1-0	4-5-4-2	2-1-0-0	--
2004-05	NHL SEASON CANCELED							
2005-06	8-1-1	7-3-2	9-5-0	7-5-3	3-4-0	8-5-2	7-2-0	--
2006-07	7-3-1	10-2-1	9-5-1	10-3-0	7-5-1	6-5-3	2-0-1	--
2007-08	4-7-0	8-2-2	6-9-0	8-3-3	6-4-3	7-6-1	2-1-0	--
2008-09	5-4-1	6-6-1	6-6-1	4-8-0	10-4-1	7-3-4	2-3-0	--
2009-10	6-6-1	9-4-0	9-4-2	6-7-0	3-2-2	11-5-1	3-1-0	--
2010-11	5-2-3	5-6-2	8-5-1	9-4-0	5-6-2	10-3-2	2-1-1	--
2011-12	5-4-2	6-5-2	9-5-0	11-2-0	6-4-3	8-6-1	3-0-0	--
2012-13	--	--	--	2-2-2	7-5-2	5-7-2	2-9-2	--
2013-14	6-5-2	7-6-2	5-7-1	7-5-4	1-1-2	7-8-1	5-0-1	--
2014-15	6-2-2	10-3-0	8-4-1	7-2-3	10-4-1	6-7-2	0-3-1	--
2015-16	7-1-2	5-6-2	6-6-3	6-5-1	7-3-3	8-5-2	2-1-1	--
2016-17	2-5-1	9-3-2	5-6-3	8-4-2	8-4-1	7-5-2	2-2-1	--
2017-18	5-4-2	10-3-1	8-3-2	6-2-2	10-2-2	11-3-2	3-1-0	--
2018-19	9-3-0	8-5-1	6-7-1	7-3-2	7-6-1	7-5-1	3-0-0	--
2019-20	8-3-2	4-7-2	6-4-2	6-5-1	8-5-1	3-2-0	--	--
2020-21	--	--	--	4-4-0	6-7-0	9-6-1	8-5-1	4-1-0
2021-22	4-4-0	8-5-1	7-2-1	8-3-2	3-5-0	9-5-0	6-6-3	--
TOTAL	107-85-(8)-23	143-103-(7)-24	135-111-(16)-21	158-106-(9)-29	135-97-(6)-26	155-129-(14)-34	59-54-(0)-13	4-1-0



SEASON RECORDS

RECORD BY DAY

SEASON	SUNDAY	MONDAY	TUESDAY	WEDNESDAY	THURSDAY	FRIDAY	SATURDAY
1998-99	1-4-0 (0)	1-5-1 (0)	5-8-1 (0)	4-7-0 (0)	5-7-1 (0)	6-5-1 (0)	6-11-3 (0)
1999-00	4-2-2-0	4-2-0-1	4-6-2-1	4-7-0-1	3-8-2-2	2-6-0-1	7-9-1-1
2000-01	5-1-0-1	2-4-0-0	3-6-4-0	4-6-1-2	9-8-1-0	2-4-1-0	9-7-2-0
2001-02	0-6-1-0	1-4-1-0	3-10-3-0	6-2-1-0	8-7-2-0	1-4-2-0	9-8-3-0
2002-03	2-4-0-2	5-3-0-0	3-8-2-3	1-3-1-0	5-7-5-0	1-4-0-1	10-6-5-1
2003-04	1-3-1-1	2-4-3-0	1-5-3-1	3-4-0-0	13-4-1-1	4-3-0-0	14-6-3-1
2004-05	NHL SEASON CANCELED						
2005-06	2-1-1	2-2-0	13-4-0	6-5-3	12-4-1	1-3-1	13-6-2
2006-07	2-0-1	4-2-0	5-3-2	7-5-0	10-5-3	3-3-0	20-5-2
2007-08	3-1-3	3-3-0	9-7-0	0-5-1	10-8-3	3-1-0	13-7-2
2008-09	3-3-0	3-5-0	5-7-4	1-2-1	9-6-3	4-6-0	15-5-0
2009-10	3-2-0	4-3-0	8-6-2	3-3-1	14-4-0	3-5-0	12-6-3
2010-11	5-4-0	0-3-1	5-5-5	7-3-1	11-5-1	3-1-0	13-6-3
2011-12	4-0-0	5-2-1	8-11-1	2-1-0	11-6-2	3-2-0	15-4-4
2012-13	0-4-0	2-4-2	7-2-0	0-1-0	4-5-0	1-3-1	2-4-6
2013-14	4-4-0	4-1-0	8-6-2	2-1-0	8-7-4	4-5-1	8-8-5
2014-15	4-2-1	2-1-1	15-5-4	1-0-0	9-8-1	2-2-0	14-7-3
2015-16	0-1-0	6-2-1	10-7-2	3-0-1	10-6-3	0-3-2	12-8-5
2016-17	4-4-0	3-0-2	7-5-8	1-1-0	11-8-2	3-2-1	7-10-3
2017-18	3-0-2	5-0-0	14-4-2	3-1-1	12-6-2	5-1-1	11-6-3
2018-19	2-1-1	8-0-2	9-8-0	4-0-0	10-6-2	3-2-1	11-12-0
2019-20	2-0-1	4-3-0	9-6-1	1-1-1	9-5-2	1-1-1	9-10-2
2020-21	5-1-0	5-3-0	6-3-1	1-1-1	6-6-0	1-2-0	7-7-0
2021-22	4-1-3	2-1-0	15-5-1	1-5-0	9-7-2	4-3-0	9-9-1
TOTAL	63-49-(4)-17	77-57-(5)-11	172-137-(15)-40	65-64-(3)-14	208-143-(12)-34	60-71-(4)-11	246-167-(17)-47

RECORD			OVERALL TEAM STREAKS					HOME TEAM STREAKS					ROAD TEAM STREAKS				
SEASON	FIRST 10 GAMES	LAST 10 GAMES	UNDEF.	WIN	1 POINT	WINLESS	LOSING	UNDEF.	WIN	1 POINT	WINLESS	LOSING	UNDEF.	WIN	1 POINT	WINLESS	LOSING
1998-99	3-6-1	3-7-0	3 (2)	3	5	5	4 (2)	5	2 (5)	5	9	6	3 (2)	3	3 (2)	5 (4)	5 (2)
1999-00	4-5-1-0	3-7-0-0	8	4	8	7 (2)	7	6	4	9	4 (3)	4 (2)	3 (3)	2 (5)	4	5	4 (4)
2000-01	4-2-3-1	6-3-1-0	4 (3)	4	4 (4)	5	4	3 (4)	3 (2)	3 (4)	7	3	3 (2)	3	4	4	4
2001-02	3-5-2-0	2-7-1-0	7	3	7	8	6	11	6	11	6	6	3	3	3	9	5 (2)
2002-03	1-5-1-3	0-6-2-2	4 (3)	4 (2)	7	15	6	8	7	8	7	3 (2)	3 (2)	2 (3)	4	9 (2)	5
2003-04	4-5-1-0	5-3-1-1	7	6	7	7	4	11	4 (3)	13	5	2 (3)	4 (2)	4 (2)	4 (2)	5 (2)	4
2004-05	NHL SEASON CANCELED																
2005-06	8-1-1	7-3-0	8	8	10	5	5	6	6	6 (2)	2	2	3 (2)	3 (2)	6	7	7
2006-07	6-3-1	5-3-2	6	6	10 (2)	3	3 (3)	8	8	12	3	3	7	7	7	5	5
2007-08	4-6-0	6-3-1	3 (6)	3 (6)	8	6	6	4 (2)	4 (2)	6 (2)	6	6	3	3	5 (2)	5	5
2008-09	5-4-1	5-4-1	6	6	8	5	5	5	5	7	3 (3)	3 (3)	3	3	5	7	7
2009-10	3-6-1	6-3-1	7	7	7 (2)	6	6	7	7	7	3	3	5	5	7	5	5
2010-11	5-2-3	7-2-1	6 (2)	6 (2)	10	5 (2)	5 (2)	5 (2)	5 (2)	8	4	4	4	4	4 (2)	4	4
2011-12	5-4-1	6-4-0	5 (3)	5 (3)	5 (6)	4 (2)	4 (2)	6	6	12	4	4	3 (2)	3 (2)	4	4	4
2012-13	5-2-3	1-8-1	4	4	5	8	8	3	3	6	6	6	3	3	4	10	10
2013-14	5-4-1	7-1-2	3 (5)	3 (5)	7	5 (2)	5 (2)	4	4	5	6	6	3	3	6	5	5
2014-15	4-4-2	4-4-2	6	6	10	6	6	9	9	9	5	5	2 (5)	2 (5)	4	4	4
2015-16	7-1-2	5-4-1	5	5	14	5	5	4 (2)	4 (2)	10	3	3	6	6	13	4 (3)	4 (3)
2016-17	3-5-2	5-4-1	4 (2)	4 (2)	6 (2)	4	4	3 (4)	3 (4)	8	3	3	3	3	2	3	3
2017-18	5-3-2	5-4-1	10	10	15	3 (2)	3 (2)	6	6	7	3	3	9	9	15	3 (2)	3 (2)
2018-19	8-2-0	7-2-1	5 (2)	5 (2)	7	6	6	6	6	6	3	3	8	8	9	9	9
2019-20	6-3-1	6-3-1	4	4	6	6	6	3	3	6	4	4	4	4	4 (3)	3	3
2020-21	5-5-0	7-2-1	6	6	6	3 (4)	3 (4)	4	4	4	3	3	5	5	5	4	4
2021-22	5-5-0	4-4-2	7	7	6	4 (2)	4 (2)	5	5	5	4 (3)	4 (3)	5	5	5 (2)	3 (3)	3 (3)

Numbers in parentheses indicate the number of times the high was reached that season.



HOLIDAY RECORDS

HALLOWEEN | 4-3-(0)-4 RECORD

1998 vs. Colorado	W, 3-2
1999 at Edmonton	L, 4-2
2000 vs. St. Louis	L, 4-2
2001 at Minnesota	W, 6-4
2006 at Vancouver	W, 3-2
2009 vs. Dallas	W, 4-2
2011 at Chicago	OTL, 5-4
2013 at Phoenix	SOL, 5-4
2014 at Calgary	L, 4-3
2015 at Los Angeles	OTL, 4-3
2019 vs. Calgary	OTL, 6-5

NEW YEAR'S DAY | 5-7-(1)-0 RECORD

1999 vs. St. Louis	L, 6-5
2000 vs. San Jose	W, 3-2
2001 vs. Vancouver	L, 5-2
2002 vs. Colorado	T, 4-4
2003 vs. Colorado	L, 7-3
2004 vs. Pittsburgh	W, 3-2
2006 vs. Anaheim	L, 4-2
2007 vs. Colorado	L, 5-3
2009 vs. Vancouver	L, 2-1
2012 vs. Calgary	W, 5-3
2019 vs. Philadelphia	W, 4-0
2020 at Dallas (Winter Classic)	L, 4-2
2022 vs. Chicago	W, 6-1

PRESIDENTS' DAY | 3-4-(0)-1 RECORD

Feb. 15, 1999 vs. NY Rangers	L, 7-4
Feb. 21, 2000 vs. Dallas	W, 5-2
Feb. 17, 2003 vs. Boston	W, 5-1
Feb. 16, 2004 at Columbus	L, 4-2
Feb. 19, 2007 vs. Phoenix	W, 4-1
Feb. 16, 2009 vs. Ottawa	L, 2-0
Feb. 18, 2013 at Colorado	L, 6-5
Feb. 15, 2016 vs. Dallas	OTL, 3-2
Feb. 19, 2018 vs. Ottawa	W, 5-2

THANKSGIVING | 4-1-(0)-0 RECORD

Nov. 24, 2005 vs. Los Angeles	W, 4-3
Nov. 23, 2006 vs. Vancouver	W, 6-0
Nov. 22, 2007 vs. Detroit	W, 3-2
Nov. 28, 2013 vs. Edmonton	L, 3-0
Nov. 27, 2014 vs. Edmonton	W (OT), 1-0

MARTIN LUTHER KING DAY | 5-6-(0)-1 RECORD

Jan. 18, 1999 at Boston	L, 8-1
Jan. 21, 2002 vs. Phoenix	L, 1-0
Jan. 19, 2004 vs. Minnesota	W, 2-0
Jan. 15, 2007 vs. Calgary	W, 5-3
Jan. 21, 2008 vs. St. Louis	W, 6-3
Jan. 18, 2009 vs. New Jersey	L, 3-1
Jan. 18, 2010 vs. Toronto	L, 4-3
Jan. 16, 2012 at NY Islanders	W, 3-1
Jan. 21, 2013 vs. St. Louis	SOL, 4-3
Jan. 20, 2014 vs. Dallas	W, 4-1
Jan. 16, 2018 vs. Vegas	W, 1-0
Jan. 21, 2019 at Colorado	W, 4-1
Jan. 18, 2021 vs. Carolina	L, 4-2
Jan. 17, 2022 at St. Louis	L, 5-3

ST. PATRICK'S DAY | 5-5-(0)-0 RECORD

2000 at Phoenix	W (OT), 4-3
2001 vs. Phoenix	W, 4-1
2002 vs. Colorado	L, 5-4
2003 vs. Edmonton	L, 5-3
2007 vs. Dallas	W, 3-2
2011 vs. Boston	W (OT), 4-3
2012 at Los Angeles	L, 4-2
2013 at Edmonton	L, 3-2
2015 vs. Minnesota	OTL, 3-2
2016 vs. NY Islanders	W, 4-2
2022 at Philadelphia	L, 5-4

NEW YEAR'S EVE | 3-1-(0)-0 RECORD

2007 at Dallas	W, 1-0
2009 at Columbus	W (OT), 2-1
2010 at Minnesota	W, 4-1
2018 at Washington	W, 6-3

VALENTINE'S DAY | 7-1-(0)-0 RECORD

2007 vs. San Jose	W, 5-0
2008 vs. Chicago	L, 6-1
2009 vs. Boston	W (SO), 3-2
2010 at Pittsburgh	W (SO), 4-3
2012 vs. Chicago	W, 3-2
2013 vs. Phoenix	W, 3-0
2015 vs. New Jersey	W, 3-1
2019 vs. Montreal	W, 3-1

EASTER | 3-1-(0)-0 RECORD

April 11, 2004 vs. Detroit (WCO Game 3)	W, 3-1
April 24, 2011 vs. Anaheim (WCO Game 6)	W, 4-2
April 1, 2018 at Tampa Bay	W, 4-1
April 17, 2022 vs. St. Louis	L, 8-3



POWER PLAY

HOME					ROAD				OVERALL			
SEASON	PPO	PPG	%	RANK	PPO	PPG	%	RANK	PPO	PPG	%	RANK
1998-99	183	24	13.1	23rd	141	16	11.3	t-23rd	324	40	12.3	25th
1999-00	164	20	12.2	26th	140	21	15.0	14th	304	41	13.5	25th
2000-01	188	32	17.0	19th	173	19	11.0	27th	361	51	14.1	23rd
2001-02	182	26	14.3	23rd	155	22	14.2	14th	337	48	14.2	23rd
2002-03	204	26	12.7	t-26th	214	32	15.0	t-20th	418	58	13.9	26th
2003-04	234	41	17.5	t-12th	192	31	16.1	t-13th	426	72	16.9	11th
2004-05	NHL SEASON CANCELED											
2005-06	260	50	19.2	12th	252	44	17.5	t-10th	512	94	18.4	10th
2006-07	219	44	20.1	10th	189	27	14.3	23rd	408	71	17.4	18th
2007-08	198	31	15.7	22nd	160	22	13.8	26th	358	53	14.8	27th
2008-09	167	27	16.2	23rd	151	23	15.2	23rd	318	50	15.7	26th
2009-10	141	26	18.4	18th	145	21	14.5	22nd	286	47	16.4	t-23rd
2010-11	147	24	16.3	22nd	122	17	13.9	27th	269	41	15.2	26th
2011-12	131	30	22.9	1st	119	24	20.2	5th	250	54	21.6	1st
2012-13	68	16	23.5	8th	72	8	11.1	29th	140	24	17.1	17th
2013-14	121	25	20.7	12th	118	21	17.8	13th	239	46	19.2	12th
2014-15	125	19	15.2	28th	134	23	17.2	18th	259	42	16.2	25th
2015-16	134	27	20.1	11th	125	24	19.2	t-11th	259	51	19.7	10th
2016-17	127	28	22.0	6th	132	21	15.9	22nd	259	49	18.9	16th
2017-18	150	38	25.3	6th	123	20	16.3	26th	273	58	21.2	t-12th
2018-19	143	18	12.6	31st	112	15	13.4	30th	255	33	12.9	31st
2019-20	112	16	14.3	29th	114	23	20.2	12th	226	39	17.3	t-24th
2020-21	81	12	14.8	27th	78	16	20.5	13th	159	28	17.6	t-23rd
2021-22	136	32	23.5	6th	122	31	25.4	4th	258	63	24.4	t-5th





PENALTY KILL/SHORTHANDED GOALS/PIM

HOME					ROAD				OVERALL			
SEASON	TS	PPGA	%	RANK	TS	PPGA	%	RANK	TS	PPGA	%	RANK
1998-99	175	31	82.3	21st	182	44	75.8	27th	357	75	79.0	27th
1999-00	152	20	86.8	9th	157	26	83.4	16th	309	46	85.1	12th
2000-01	168	21	87.5	3rd	163	28	82.8	t-13th	331	49	85.2	8th
2001-02	176	18	89.8	2nd	178	32	82.0	23rd	354	50	85.9	9th
2002-03	163	22	86.5	t-4th	190	39	79.5	t-29th	353	61	82.7	t-17th
2003-04	176	24	86.4	t-11th	175	40	77.1	30th	351	64	81.8	24th
2004-05	NHL SEASON CANCELED											
2005-06	265	34	87.2	t-4th	268	48	82.1	13th	533	82	84.6	t-5th
2006-07	196	28	85.7	10th	191	27	85.9	4th	387	55	85.8	3rd
2007-08	163	27	83.4	12th	172	22	87.2	2nd	335	49	85.4	3rd
2008-09	150	17	88.7	2nd	188	42	77.7	27th	338	59	82.5	10th
2009-10	113	22	80.5	22nd	145	37	74.5	28th	258	59	77.1	28th
2010-11	139	17	87.8	2nd	133	24	82.0	17th	272	41	84.9	5th
2011-12	104	19	81.7	22nd	140	21	85.0	10th	244	40	83.6	10th
2012-13	62	13	79.0	26th	77	21	72.7	29th	139	34	75.5	29th
2013-14	115	24	79.1	25th	123	23	81.3	t-16th	238	47	80.3	25th
2014-15	110	20	81.8	20th	124	25	79.8	17th	234	45	80.8	18th
2015-16	116	24	79.3	21st	129	22	82.9	11th	245	46	81.2	16th
2016-17	121	26	78.5	23rd	120	20	83.3	9th	241	46	80.9	t-15th
2017-18	144	30	79.2	24th	155	24	84.5	2nd	299	54	81.9	6th
2018-19	133	24	82.0	t-12th	118	21	82.2	t-9th	251	45	82.1	6th
2019-20	91	16	82.4	t-11th	122	35	71.3	30th	213	51	76.1	t-28th
2020-21	88	19	78.4	21st	84	23	72.6	27th	172	42	75.6	29th
2021-22	147	29	80.3	16th	137	30	78.1	t-13th	284	59	79.2	18th

SHORTHANDED GOALS

SEASON	SHG	RANK	SGHA	RANK
1998-99	7	t-15th	10	t-18th
1999-00	9	t-7th	11	t-24th
2000-01	7	t-20th	4	t-2nd
2001-02	6	t-18th	8	t-17th
2002-03	2	t-29th	8	t-14th
2003-04	14	3rd	8	t-13th
2004-05	NHL SEASON CANCELED			
2005-06	12	10th	13	t-24th
2006-07	8	t-14th	2	1st
2007-08	7	t-16th	10	t-21st
2008-09	9	t-9th	8	t-14th
2009-10	5	t-21st	6	t-11th
2010-11	5	t-21st	2	t-2nd
2011-12	5	t-15th	4	t-6th
2012-13	1	t-25th	4	t-18th
2013-14	2	30th	0	1st
2014-15	4	19th	5	11th
2015-16	7	t-9th	2	1st
2016-17	12	1st	6	t-12th
2017-18	10	t-3rd	5	t-20th
2018-19	8	t-11th	8	t-12th
2019-20	6	t-10th	8	t-24th
2020-21	6	t-6th	2	t-3rd
2021-22	2	t-30th	5	t-8th

PENALTY MINUTES

SEASON	PIM	AVERAGE	RANK
1998-99	1420	17.3	7th
1999-00	946	11.5	t-22nd
2000-01	944	11.5	30th
2001-02	1071	13.1	23rd
2002-03	969	11.8	27th
2003-04	1360	16.6	5th
2004-05	NHL SEASON CANCELED		
2005-06	1533	18.7	3rd
2006-07	1179	14.4	t-15th
2007-08	1027	12.5	t-23rd
2008-09	994	12.1	26th
2009-10	710	8.7	30th
2010-11	720	8.8	29th
2011-12	689	8.4	30th
2012-13	471	9.8	t-26th
2013-14	808	9.9	t-23rd
2014-15	693	8.5	t-25th
2015-16	810	9.9	t-12th
2016-17	833	10.2	t-6th
2017-18	928	11.3	1st
2018-19	686	8.4	t-15th
2019-20	618	9.0	10th
2020-21	514	9.2	t-7th
2021-22	1035	12.6	1st



ALL-TIME LEADERBOARD

SKATERS

CAREER		SINGLE SEASON		
GAMES PLAYED	TOTAL	GAMES PLAYED	YEAR	TOTAL
David Legwand	956	50 tied with		
Shea Weber	763			
Roman Josi	760			
Martin Erat	723			
Mattias Ekholm	662			
GOALS	TOTAL	GOALS	YEAR	TOTAL
Filip Forsberg	220	Matt Duchene	2021-22	43
David Legwand	210	Filip Forsberg	2021-22	42
Shea Weber	166	Viktor Arvidsson	2018-19	34
Martin Erat	163	Filip Forsberg	2015-16	33
Craig Smith	162	Jason Arnott	2008-09	33
		Five tied with		31
ASSISTS	TOTAL	ASSISTS	YEAR	TOTAL
Roman Josi	402	Roman Josi	2021-22	73
David Legwand	356	Paul Kariya	2005-06	54
Martin Erat	318	Mikael Granlund	2021-22	53
Shea Weber	277	Paul Kariya	2006-07	52
Filip Forsberg	249	Ryan Johansen	2018-19	50
POINTS	TOTAL	POINTS	YEAR	TOTAL
David Legwand	566	Roman Josi	2021-22	96
Roman Josi	542	Matt Duchene	2021-22	86
Martin Erat	481	Paul Kariya	2005-06	85
Filip Forsberg	469	Filip Forsberg	2021-22	84
Shea Weber	443	Paul Kariya	2006-07	76
PIM	TOTAL	PIM	YEAR	TOTAL
Jordin Tootoo	725	Patrick Cote	1998-99	242
Scott Hartnell	626	Denny Lambert	1998-99	218
Shea Weber	568	Rich Clune	2013-14	166
David Legwand	474	Darcy Hordichuk	2005-06	163
Scott Walker	465	Mark Borowiecki	2021-22	151

GOALTENDERS

CAREER		SINGLE SEASON		
GAMES PLAYED	TOTAL	GAMES PLAYED	YEAR	TOTAL
Pekka Rinne	683	Pekka Rinne	2011-12	73
Tomas Vokoun	383	Tomas Vokoun	2003-04	73
Juuse Saros	222	Tomas Vokoun	2002-03	69
Mike Dunham	217	Juuse Saros	2021-22	67
Chris Mason	146	Pekka Rinne	2015-16	66
MINUTES	TOTAL	MINUTES	YEAR	TOTAL
Pekka Rinne	39413	Tomas Vokoun	2003-04	4221
Tomas Vokoun	21788	Pekka Rinne	2011-12	4169
Juuse Saros	12611	Tomas Vokoun	2002-03	3974
Mike Dunham	12494	Juuse Saros	2021-22	3931
Chris Mason	7598	Pekka Rinne	2015-16	3895
SHUTOUTS	TOTAL	SHUTOUTS	YEAR	TOTAL
Pekka Rinne	60	Pekka Rinne	2017-18	8
Tomas Vokoun	21	Pekka Rinne	2009-10	7
Juuse Saros	18	Pekka Rinne	2008-09	7
Chris Mason	12	Pekka Rinne	2010-11	6
Dan Ellis	10	Pekka Rinne	2007-08	6
GAA (min. 52 GP)	TOTAL	GAA (min. 26 GP)	YEAR	TOTAL
Pekka Rinne	2.43	Pekka Rinne	2010-11	2.12
Juuse Saros	2.54	Pekka Rinne	2014-15	2.18
Tomas Vokoun	2.54	Tomas Vokoun	2002-03	2.20
Carter Hutton	2.55	Juuse Saros	2020-21	2.28
Dan Ellis	2.64	Mike Dunham	2000-01	2.28
SV% (min. 52 GP)	TOTAL	SV% (min. 26 GP)	YEAR	TOTAL
Juuse Saros	.920	Pekka Rinne	2010-11	.930
Pekka Rinne	.917	Juuse Saros	2020-21	.927
Tomas Vokoun	.913	Pekka Rinne	2017-18	.927
Dan Ellis	.912	Juuse Saros	2017-18	.925
Chris Mason	.910	Chris Mason	2006-07	.925
Carter Hutton	.910	Dan Ellis	2007-08	.924
Mike Dunham	.910			
WINS	TOTAL	WINS	YEAR	TOTAL
Pekka Rinne	369	Pekka Rinne	2011-12	43
Tomas Vokoun	161	Pekka Rinne	2017-18	42
Juuse Saros	114	Pekka Rinne	2014-15	41
Mike Dunham	81	Juuse Saros	2021-22	38
Chris Mason	59	Tomas Vokoun	2005-06	36



SEASON LEADERS

SEASON	GOALS		ASSISTS		POINTS		PIM
1998-99	Sergei Krivokrasov	25	Cliff Ronning	35	Cliff Ronning	53	Patrick Cote 242
1999-00	Cliff Ronning	26	Cliff Ronning	36	Cliff Ronning	62	Bob Boughner 97
2000-01	Scott Walker	25	Cliff Ronning	43	Cliff Ronning	62	Cale Hulse 128
2001-02	Denis Arhipov	20	Cliff Ronning	31	Cliff Ronning	49	Cale Hulse 121
2002-03	Andreas Johansson	20	Kimmo Timonen	34	David Legwand	48	Cale Hulse 121
2003-04	Scott Walker	25	Scott Walker	42	Scott Walker	67	Jordin Tootoo 137
2005-06	Kariya/Sullivan	31	Paul Kariya	54	Paul Kariya	85	Darcy Hordichuk 163
2006-07	Arnott/Legwand	27	Paul Kariya	52	Paul Kariya	76	Jordin Tootoo 116
2007-08	J-P Dumont	29	Jason Arnott	44	Arnott/Dumont	72	Jordin Tootoo 100
2008-09	Jason Arnott	33	J-P Dumont	49	J-P Dumont	65	Jordin Tootoo 124
2009-10	Patric Hornqvist	30	Steve Sullivan	34	Hornqvist/Sullivan	51	Wade Belak 58
2010-11	Sergei Kostitsyn	23	Ryan Suter	35	Erat/Kostitsyn	50	Shane O'Brien 83
2011-12	Patric Hornqvist	27	Erat/Suter	39	Martin Erat	58	Jordin Tootoo 92
2012-13	David Legwand	12	Shea Weber	19	Shea Weber	28	Rich Clune 113
2013-14	Craig Smith	24	Shea Weber	33	Shea Weber	56	Rich Clune 166
2014-15	Filip Forsberg	26	Mike Ribeiro	47	Filip Forsberg	63	Shea Weber 72
2015-16	Filip Forsberg	33	Roman Josi	47	Filip Forsberg	64	Barret Jackman 76
2016-17	Arvidsson/Forsberg	31	Ryan Johansen	47	Arvidsson/Johansen	61	Austin Watson 99
2017-18	Viktor Arvidsson	29	P.K. Subban	43	Filip Forsberg	64	Austin Watson 123
2018-19	Viktor Arvidsson	34	Ryan Johansen	50	Ryan Johansen	64	P.K. Subban 60
2019-20	Filip Forsberg	21	Roman Josi	49	Roman Josi	65	Austin Watson 65
2020-21	Granlund/Jarnkrok	13	Roman Josi	25	Roman Josi	33	Mathieu Olivier 70
2021-22	Matt Duchene	43	Roman Josi	73	Roman Josi	96	Mark Borowiecki 151

SEASON	PPG		SHG		GWG		SHOTS	
1998-99	Sergei Krivokrasov	10	Greg Johnson	3	Sergei Krivokrasov	6	Cliff Ronning	239
1999-00	Patric Kjellberg	9	Tom Fitzgerald	3	Three tied with	3	Cliff Ronning	248
2000-01	Scott Walker	9	Scott Walker	3	Four tied with	4	Cliff Ronning	237
2001-02	Andy Delmore	11	Vitali Yachmenev	2	Denis Arhipov	6	Andy Delmore	175
2002-03	Andy Delmore	14	Legwand/Skrastins	1	Andy Delmore	6	Scott Hartnell	221
2003-04	Walker/Zidlicky	9	Greg Johnson	4	David Legwand	5	Kimmo Timonen	180
2005-06	Paul Kariya	14	Johnson/Sullivan	4	Scott Hartnell	8	Paul Kariya	245
2006-07	Jason Arnott	12	Steve Sullivan	3	David Legwand	7	Paul Kariya	224
2007-08	Jason Arnott	13	Nichol/Smithson	2	J-P Dumont	8	Jason Arnott	248
2008-09	Shea Weber	10	David Legwand	3	Jason Arnott	5	Shea Weber	251
2009-10	Patric Hornqvist	10	Jerred Smithson	2	Patric Hornqvist	8	Patric Hornqvist	275
2010-11	Martin Erat	7	David Legwand	2	Patric Hornqvist	5	Patric Hornqvist	265
2011-12	Shea Weber	10	Shea Weber	2	Mike Fisher	7	Hornqvist/Weber	230
2012-13	Patric Hornqvist	4	Gabriel Bourque	1	Three tied	2	Shea Weber	124
2013-14	Shea Weber	12	Nystrom/Spaling	1	Patric Hornqvist	6	Patric Hornqvist	248
2014-15	Mike Fisher	7	Four tied	1	Forsberg/Neal	6	Craig Smith	252
2015-16	Shea Weber	14	Seven tied	1	Craig Smith	6	James Neal	268
2016-17	Fisher/Josi	7	Viktor Arvidsson	5	Filip Forsberg	9	Viktor Arvidsson	246
2017-18	Filip Forsberg	13	Austin Watson	4	Arvidsson/Forsberg	6	Roman Josi	253
2018-19	Filip Forsberg	7	Arvidsson/Forsberg	2	Viktor Arvidsson	7	Roman Josi	274
2019-20	Filip Forsberg	7	Calle Jankrok	2	Granlund/Turris	4	Roman Josi	260
2020-21	Eeli Tolvanen	6	Erik Haula	2	Eeli Tolvanen	4	Viktor Arvidsson	151
2021-22	Matt Duchene	16	Jeanott/McCarron	1	Filip Forsberg	8	Roman Josi	281



SEASON LEADERS

SEASON	SHOOTING %		POINTS (DEFENSEMAN)		+/- RATING	AVERAGE TOI		
1998-99	Andrew Brunette	16.9	Jamie Heward	18	Rob Valicevic	+4	Joel Bouchard	22:34
1999-00	Patric Kjellberg	17.8	Kimmo Timonen	33	Vitali Yachmenev	+5	Drake Berehowsky	22:40
2000-01	Scott Walker	15.7	Kimmo Timonen	25	Mark Eaton	+7	Kimmo Timonen	23:11
2001-02	Denis Arkipov	16.9	Kimmo Timonen	42	Scott Hartnell	+5	Kimmo Timonen	24:12
2002-03	Andreas Johansson	16.1	Kimmo Timonen	40	Jason York	+13	Kimmo Timonen	22:24
2003-04	Scott Walker	15.9	Marek Zidlicky	53	Mark Eaton	+16	Kimmo Timonen	23:52
2005-06	Steve Sullivan	16.1	Kimmo Timonen	50	Scottie Upshall	+14	Dan Hamhuis	22:33
2006-07	Alexander Radulov	18.8	Kimmo Timonen	55	David Legwand	+23	Kimmo Timonen	21:50
2007-08	J-P Dumont	15.1	Marek Zidlicky	43	Jason Arnott	+19	Dan Hamhuis	22:43
2008-09	Jason Arnott	16.8	Shea Weber	53	Greg Zanon	+8	Ryan Suter	24:15
2009-10	Jerred Smithson	16.7	Shea Weber	43	Patric Hornqvist	+18	Ryan Suter	23:58
2010-11	Sergei Kostitsyn	24.7	Shea Weber	48	Ryan Suter	+20	Shea Weber	25:19
2011-12	Martin Erat	17.8	Shea Weber	49	Shea Weber	+21	Ryan Suter	26:30
2012-13	Colin Wilson	26.9	Shea Weber	28	Bourque/Fisher	+6	Shea Weber	25:55
2013-14	Nick Spaling	15.3	Shea Weber	56	Craig Smith	+16	Shea Weber	26:54
2014-15	Mike Fisher	17.1	Roman Josi	55	Colin Wilson	+19	Roman Josi	26:28
2015-16	Eric Nystrom	25.9	Roman Josi	61	James Neal	+27	Roman Josi	25:29
2016-17	Mike Fisher	15.0	Roman Josi	49	Ryan Ellis	+17	Roman Josi	25:04
2017-18	Scott Hartnell	15.9	P.K. Subban	59	Filip Forsberg	+27	Roman Josi	24:28
2018-19	Viktor Arvidsson	17.4	Roman Josi	56	Bonino/Ekholm	+27	Roman Josi	25:10
2019-20	Bonino/Sissons	17.3	Roman Josi	65	Roman Josi	+22	Roman Josi	25:47
2020-21	Tanner Jeannot	21.7	Roman Josi	33	Mattias Ekholm	+19	Roman Josi	24:21
2021-22	Ryan Johansen	22.0	Roman Josi	96	Alexandre Carrier	+26	Roman Josi	25:33

SEASON	HITS		BLOCKED SHOTS	
1998-99	Bob Boughner	233	Drake Berehowsky	109
1999-00	Bob Boughner	207	Berehowsky/Skrastins	110
2000-01	Cale Hulse	232	Karlis Skrastins	160
2001-02	Karlis Skrastins	161	Karlis Skrastins	137
2005-06	Darcy Hordichuk	150	Mark Eaton	170
2006-07	Shea Weber	165	Greg Zanon	189
2007-08	Dan Hamhuis	162	Greg Zanon	176
2008-09	Shea Weber	192	Greg Zanon	237
2009-10	Shea Weber	165	Kevin Klein	147
2010-11	Shea Weber	211	Kevin Klein	173
2011-12	Shea Weber	177	Kevin Klein	151
2012-13	Rich Clune	159	Shea Weber	90
2013-14	Shea Weber	169	Shea Weber	173
2014-15	Shea Weber	166	Roman Josi	209
2015-16	Shea Weber	169	Roman Josi	185
2016-17	Mike Fisher	160	Ryan Ellis	137
2017-18	Austin Watson	187	Roman Josi	120
2018-19	Sissons/Watson	109	Ryan Ellis	154
2019-20	Austin Watson	131	Roman Josi	108
2020-21	Yakov Trenin	94	Roman Josi	83
2021-22	Tanner Jeannot	318	Roman Josi	133

Note: Hits and blocked shots were not kept during the 2002-03 and 2003-04 seasons.



SEASON LEADERS

SEASON	GAA (min. 26 GP)	WINS	SV% (min. 26 GP)	SHUTOUTS
1998-99	Tomas Vokoun 2.95	Mike Dunham 16	Dunham/Vokoun .908	Dunham/Vokoun 1
1999-00	Tomas Vokoun 2.78	Mike Dunham 19	Mike Dunham .908	Tomas Vokoun 1
2000-01	Mike Dunham 2.28	Mike Dunham 21	Mike Dunham .923	Mike Dunham 4
2001-02	Mike Dunham 2.61	Mike Dunham 23	Mike Dunham .906	Mike Dunham 3
2002-03	Tomas Vokoun 2.20	Tomas Vokoun 25	Tomas Vokoun .918	Tomas Vokoun 3
2003-04	Tomas Vokoun 2.53	Tomas Vokoun 34	Tomas Vokoun .909	Tomas Vokoun 3
2005-06	Tomas Vokoun 2.67	Tomas Vokoun 36	Tomas Vokoun .919	Tomas Vokoun 4
2006-07	Chris Mason 2.38	Tomas Vokoun 27	Chris Mason .925	Mason/Vokoun 5
2007-08	Dan Ellis 2.34	Dan Ellis 23	Dan Ellis .924	Dan Ellis 6
2008-09	Pekka Rinne 2.38	Pekka Rinne 29	Pekka Rinne .917	Pekka Rinne 7
2009-10	Pekka Rinne 2.53	Pekka Rinne 32	Pekka Rinne .911	Pekka Rinne 7
2010-11	Pekka Rinne 2.12	Pekka Rinne 33	Pekka Rinne .930	Pekka Rinne 6
2011-12	Pekka Rinne 2.39	Pekka Rinne 43	Pekka Rinne .923	Pekka Rinne 5
2012-13	Pekka Rinne 2.43	Pekka Rinne 15	Pekka Rinne .910	Pekka Rinne 5
2013-14	Carter Hutton 2.62	Carter Hutton 20	Carter Hutton .910	Mazanec/Rinne 2
2014-15	Pekka Rinne 2.18	Pekka Rinne 41	Pekka Rinne .923	Pekka Rinne 4
2015-16	Pekka Rinne 2.48	Pekka Rinne 34	Pekka Rinne .908	Pekka Rinne 4
2016-17	Pekka Rinne 2.42	Pekka Rinne 31	Pekka Rinne .923	Pekka Rinne 3
2017-18	Pekka Rinne 2.31	Pekka Rinne 42	Pekka Rinne .927	Pekka Rinne 8
2018-19	Pekka Rinne 2.42	Pekka Rinne 30	Pekka Rinne .918	Pekka Rinne 4
2019-20	Juuse Saros 2.70	Pekka Rinne 18	Juuse Saros .914	Juuse Saros 4
2020-21	Juuse Saros 2.28	Juuse Saros 21	Juuse Saros .927	Juuse Saros 3
2021-22	Juuse Saros 2.64	Juuse Saros 38	Juuse Saros .918	Juuse Saros 4



Pekka Rinne



Tomas Vokoun



MULTI-POINT/MULTI-GOAL GAMES

PREDATORS ALL-TIME MULTI-POINT GAMES

ALL-TIME MULTI-POINT GAMES					
PLAYER	TWO-POINT	THREE-POINT	FOUR-POINT	FIVE-POINT	TOTAL
Roman Josi	105	18	5	1	129
David Legwand	98	20	2	0	120
Filip Forsberg	83	26	2	2	113
Martin Erat	87	20	3	0	110
Shea Weber	75	14	1	0	90

SINGLE-SEASON LEADERS, MULTI-POINT GAMES

TWO-POINT	THREE-POINT	FOUR-POINT	FIVE-POINT	TOTAL
Paul Kariya (2005-06) 19	Matt Duchene (2021-22) 8	Roman Josi (2021-22) 4	Filip Forsberg (2021-22) 1	Roman Josi (2021-22) 26
Viktor Arvidsson (2017-18) 18	Roman Josi (2021-22) 8	Mikael Granlund (2021-22) 2	Filip Forsberg (2020-21) 1	Paul Kariya (2005-06) 25
Matt Duchene (2021-22) 16	Filip Forsberg (2021-22) 6	Matt Cullen (2013-14) 2	Roman Josi (2017-18) 1	Matt Duchene (2021-22) 24
Steve Sullivan (2005-06) 16	Steve Sullivan (2006-07) 6	Steve Sullivan (2003-04) 2	J-P Dumont (2009-10) 1	Filip Forsberg (2021-22) 22
Martin Erat (2011-12) 15	Six tied with 5		Marek Zidlicky (2003-04) 1	Paul Kariya (2006-07) 21
Jason Arnott (2007-08) 15			Dan Hamhuis (2003-04) 1	Steve Sullivan (2005-06) 20
Paul Kariya (2006-07) 15				Four tied with 18

PREDATORS ALL-TIME MULTI-GOAL GAMES

ALL-TIME MULTI-GOAL GAMES				
PLAYER	TWO-GOAL	THREE-GOAL	FOUR-GOAL	TOTAL
Filip Forsberg	25	6	1	32
David Legwand	22	2	0	24
Craig Smith	19	1	0	20
Viktor Arvidsson	15	3	0	18
Roman Josi	16	0	0	16
Jason Arnott	14	2	0	16

SINGLE-SEASON LEADERS, MULTI-GOAL GAMES

TWO-GOAL	THREE-GOAL	FOUR-GOAL	TOTAL
Matt Duchene (2021-22) 8	Filip Forsberg (2016-17) 2	Filip Forsberg (2021-22) 1	Matt Duchene (2021-22) 9
Filip Forsberg (2021-22) 7	Colton Sissons (2016-17) 2	Rocco Grimaldi (2020-21) 1	Filip Forsberg (2021-22) 8
Viktor Arvidsson (2018-19) 6	Filip Forsberg (2015-16) 2	Eric Nystrom (2013-14) 1	Viktor Arvidsson (2018-19) 7
Filip Forsberg (2017-18) 6	37 tied with 1		Filip Forsberg (2018-19) 6
Filip Forsberg (2018-19) 5			Jason Arnott (2008-09) 6
Craig Smith (2013-14) 5			Paul Kariya (2005-06) 6
Patric Hornqvist (2009-10) 5			10 tied with 5
Jason Arnott (2008-09) 5			
Jason Arnott (2006-07) 5			
Scott Hartnell (2006-07) 5			
Paul Kariya (2005-06) 5			



1998-99 NHL SEASON


TEAM INFORMATION	COACHING STAFF	POSTSEASON	HOME UNIFORM	ROAD UNIFORM
RECORD: 28-47-7 (63 points) STANDING: 4th Central, 12th West NHL SEASON: First GENERAL MANAGER: David Poile CAPTAIN: Tom Fitzgerald	HEAD COACH: Barry Trotz ASSISTANT COACH: Paul Gardner ASSISTANT COACH: Brent Peterson GOALTENDING COACH: Mitch Korn	DID NOT QUALIFY		

PLAYER		GP	G	A	PTS	PIM
Cliff Ronning	PHX	7	2	5	7	2
	NSH	72	18	35	53	40
	TOTAL	79	20	40	60	42
Greg Johnson		68	16	34	50	24
Sergei Krivokrasov		70	25	23	48	42
Sebastien Bordeleau		72	16	24	40	26
Scott Walker		71	15	25	40	103
Tom Fitzgerald		80	13	19	32	48
Patric Kjellberg		71	11	20	31	24
Andrew Brunette		77	11	20	31	26
Jamie Heward		63	6	12	18	44
Vitali Yachmenev		55	7	10	17	10
Drake Berehowsky		74	2	15	17	140
Denny Lambert		76	5	11	16	218
Joel Bouchard		64	4	11	15	60
Blair Atcheynum	NSH	53	8	6	14	16
John Slaney		46	2	12	14	14
Bob Boughner		79	3	10	13	137
Kimmo Timonen		50	4	8	12	30
Jan Vopat		55	5	6	11	28
Ville Peltonen		14	5	5	10	2
Darren Turcotte		40	4	5	9	16
Robert Valicevic		19	4	2	6	2
Mark Mowers		30	0	6	6	4
J.J. Daigneault	NSH	35	2	2	4	38
Jeff Daniels		9	1	3	4	2
Jeff Nelson		9	2	1	3	2
Patrick Cote		70	1	2	3	242
Jay More		18	0	2	2	18
Doug Friedman		2	0	1	1	14
Karlis Skrastins		2	0	1	1	0
Dan Keczer	DAL	22	0	1	1	22
	NSH	16	0	0	0	16
	TOTAL	38	0	1	1	34
David Legwand		1	0	0	0	0
Matt Henderson		2	0	0	0	2
Patr Sykora		2	0	0	0	0
Rob Zettler		2	0	0	0	2
Brad Smyth		3	0	0	0	6
Greg de Vries	NSH	6	0	0	0	4

GOALTENDER	GP	MINS	GAA	W	L	T	SO	GA	SV%	G	A	PIM
Tomas Vokoun	37	1954	2.95	12	18	4	1	96	.908	0	1	6
Mike Dunham	44	2472	3.08	16	23	3	1	127	.908	0	0	4
Eric Fichaud	9	447	3.22	0	6	0	0	24	.895	0	0	0
Chris Mason	3	69	5.22	0	0	0	0	6	.864	0	0	0
TOTALS	82	4964	3.15	28	47	7	2	261	.904	0	1	10

No.	DATE	OPP.	SCORE	RESULT	GF	GA
1	Oct. 10	FLA	0-1	L	0	1
2	Oct. 13	CAR	3-2	W	3	1
3	Oct. 17	@OTT	1-3	L	4	6
4	Oct. 19	@TOR	2-2	T	6	8
5	Oct. 21	@DET	2-5	L	8	13
6	Oct. 23	CGY	3-4	L	11	17
7	Oct. 24	@CHI	4-5	L	15	22
8	Oct. 27	VAN	5-4	W	20	26
9	Oct. 31	COL	3-2	W	23	28
10	Nov. 4	@EDM	2-3	L	25	31
11	Nov. 6	@CGY	2-1	W	27	32
12	Nov. 7	@VAN	3-5	L	30	37
13	Nov. 10	@SJS	4-2	W	34	39
14	Nov. 12	@LAK	3-1	W	37	40
15	Nov. 14	@STL	1-5	L	38	45
16	Nov. 17	CHI	1-2	L	39	47
17	Nov. 19	STL	3-2	W	42	49
18	Nov. 21	NYI	3-6	L	45	55
19	Nov. 24	@STL	0-4	L	45	59
20	Nov. 25	CGY	4-3	W	49	62
21	Nov. 27	ANA	3-1	W	52	63
22	Nov. 29	@NYR	1-5	L	53	68
23	Dec. 1	OTT	1-3	L	54	71
24	Dec. 5	BUF	1-3	L	55	74
25	Dec. 8	EDM	3-3	T	58	77
26	Dec. 10	SJS	2-1	W	60	78
27	Dec. 12	MTL	2-2	T	62	80
28	Dec. 16	@ANA	1-6	L	63	86
29	Dec. 17	@SJS	1-3	L	64	89
30	Dec. 19	@VAN	6-4	W	70	93
31	Dec. 23	DET	5-3	W	75	97
32	Dec. 26	WSH	4-1	W	78	96
33	Dec. 28	@DAL	0-1	L	78	98
34	Dec. 30	BOS	2-5	L	80	103
35	Jan. 1	STL	5-6	L	85	109
36	Jan. 2	@CAR	1-4	L	86	113
37	Jan. 4	ANA	2-1	W	88	114
38	Jan. 7	SJS	3-4	L	91	118
39	Jan. 9	CHI	3-3	T	94	121
40	Jan. 11	@PHI	0-8	L	94	129
41	Jan. 14	@DET	1-2	OTL	95	131
42	Jan. 15	PHX	2-0	W	97	131
43	Jan. 18	@BOS	1-8	L	98	139
44	Jan. 19	VAN	4-1	W	102	140
45	Jan. 21	TBL	2-3	L	104	143
46	Jan. 26	DET	1-4	L	105	147
47	Jan. 28	@BUF	4-2	W	109	149
48	Jan. 30	@NDJ	3-2	W (OT)	112	151
49	Jan. 31	PHX	1-5	L	113	156
50	Feb. 4	@CGY	2-2	T	115	158
51	Feb. 5	@EDM	2-4	L	117	162
52	Feb. 9	DET	2-5	L	119	167
53	Feb. 12	@NYI	2-1	W	121	168
54	Feb. 13	PIT	2-3	OTL	123	171
55	Feb. 15	NYR	4-7	L	127	178
56	Feb. 19	COL	4-4	T	131	182
57	Feb. 20	@STL	4-3	W	135	185
58	Feb. 23	DAL	3-4	L	138	189
59	Feb. 24	@DAL	2-1	W	140	190
60	Feb. 27	@COL	1-3	L	141	193
61	March 2	STL	1-5	L	142	198
62	March 4	@LAK	4-3	W	146	201
63	March 5	@ANA	2-3	L	148	204
64	March 7	@PHX	3-4	L	151	208
65	March 10	@CHI	2-5	L	153	213
66	March 12	CHI	5-3	W	158	216
67	March 14	EDM	3-1	W	161	217
68	March 16	CGY	2-4	L	163	221
69	March 18	@MTL	2-3	L	165	224
70	March 20	@PIT	1-1	T	166	225
71	March 24	@TBL	3-0	W	169	225
72	March 26	@FLA	1-4	L	170	229
73	March 28	DAL	0-3	L	170	232
74	March 30	@WSH	3-2	W	173	234
75	April 1	PHI	1-2	L	174	236
76	April 3	LAK	3-2	W	177	238
77	April 7	@COL	1-4	L	178	242
78	April 9	@PHX	4-3	W	182	245
79	April 12	LAK	3-4	L	185	249
80	April 14	@DET	2-4	L	187	253
81	April 15	@CHI	2-4	L	189	257
82	April 17	NJD	1-4	L	190	261

1998-99 NASHVILLE PREDATORS





1999-00 NHL SEASON

TEAM INFORMATION	COACHING STAFF	POSTSEASON	HOME UNIFORM	ROAD UNIFORM
RECORD: 28-40-7 (70 points) STANDING: 4th Central, 13th West NHL SEASON: Second GENERAL MANAGER: David Poile CAPTAIN: Tom Fitzgerald	HEAD COACH: Barry Trotz ASSISTANT COACH: Paul Gardner ASSISTANT COACH: Brent Peterson GOALTENDING COACH: Mitch Korn	DID NOT QUALIFY		

PLAYER	GP	G	A	PTS	PIM	
Cliff Ronning	82	26	36	62	34	
Patric Kjellberg	82	23	23	46	14	
Greg Johnson	82	11	33	44	40	
Kimmo Timonen	51	8	25	33	26	
Vitali Yachmenev	68	16	16	32	12	
Drake Berehowsky	79	12	20	32	87	
David Legwand	71	13	15	28	30	
Scott Walker	69	7	21	28	90	
Ville Pelttonen	79	6	22	28	22	
Sergei Krivovrasov	NSH	63	9	17	26	40
Robert Valicevic	80	14	11	25	21	
Randy Robitaille	69	11	14	25	10	
Sebastien Bordeleau	60	10	13	23	30	
Tom Fitzgerald	82	13	9	22	66	
Bill Houlder	TBL	14	1	2	3	2
	NSH	57	2	12	14	24
	TOTAL	71	3	14	17	26
Craig Millar	57	3	11	14	28	
Karlis Skrastins	59	5	6	11	20	
Mark Mowers	41	4	5	9	10	
Bob Boughner	NSH	62	2	4	6	97
Richard Lintner	33	1	5	6	22	
Joel Bouchard	NSH	52	1	4	5	23
Dan Keczer	24	0	5	5	28	
David Gosselin	10	2	1	3	6	
Niklas Andersson	NSH	7	0	1	1	0
Darren Turcotte	9	0	1	1	4	
Bubba Berenzweig	2	0	0	0	0	
Alexandre Boikov	2	0	0	0	2	
John Namestnikov	2	0	0	0	2	
Marian Cisar	3	0	0	0	4	
Phil Crowe	4	0	0	0	10	
Jan Vopat	6	0	0	0	6	
Marco Moro	8	0	0	0	40	
Patrick Cote	21	0	0	0	70	

GOALTENDER	GP	MINS	GAA	W	L	T	SO	GA	SV%	G	A	PIM
Tomas Vokoun	33	1879	2.78	9	20	1	1	87	.904	0	1	8
Mike Dunham	52	3077	2.85	19	27	6	0	146	.908	0	0	6
TOTALS	82	4986	2.89	28	47	7	1	240	.904	0	1	14

No.	DATE	OPP.	SCORE	RESULT	GF	GA
1	Oct. 2	LAK	0-2	L	0	2
2	Oct. 5	COL	2-3	L	2	5
3	Oct. 10	@CHI	3-3	T	5	8
4	Oct. 11	@TOR	4-2	W	9	10
5	Oct. 14	SJS	1-5	L	10	15
6	Oct. 16	DAL	3-2	W	13	17
7	Oct. 20	@BUF	4-3	W	17	20
8	Oct. 23	EDM	4-3	W	21	23
9	Oct. 28	@SJS	2-3	L	23	26
10	Oct. 30	@VAN	1-4	L	24	34
11	Oct. 31	@EDM	2-4	L	26	34
12	Nov. 3	@CGY	4-5	OTL	30	39
13	Nov. 8	CHI	1-3	L	31	42
14	Nov. 10	@CHI	4-2	W	35	44
15	Nov. 11	@OTT	2-1	W	37	45
16	Nov. 13	@PIT	2-6	L	39	51
17	Nov. 18	MTL	6-1	W	45	52
18	Nov. 20	VAN	1-3	L	46	55
19	Nov. 22	@STL	2-3	OTL	48	58
20	Nov. 24	BOS	2-5	L	50	63
21	Nov. 26	@WSH	0-1	L	50	64
22	Nov. 27	ANA	3-4	L	53	68
23	Nov. 30	PHX	3-6	L	56	74
24	Dec. 2	@STL	1-3	L	57	77
25	Dec. 4	DET	4-1	W	61	78
26	Dec. 6	@ATL	4-3	W (OT)	65	81
27	Dec. 8	@DET	3-6	L	68	87
28	Dec. 10	STL	2-4	L	70	91
29	Dec. 11	FLA	2-4	L	72	95
30	Dec. 14	@TBL	4-4	T	76	99
31	Dec. 15	@FLA	2-3	L	78	102
32	Dec. 17	COL	2-2	T	80	104
33	Dec. 19	@PHI	1-1	T	81	105
34	Dec. 21	@BOS	3-1	W	84	106
35	Dec. 23	STL	2-2	T	86	108
36	Dec. 26	@STL	3-2	W	89	110
37	Dec. 28	CAR	3-2	W	92	112
38	Dec. 30	ATL	6-0	W	98	112
39	Jan. 1	SJS	3-2	W	101	114
40	Jan. 5	@DAL	1-3	L	102	117
41	Jan. 6	@DET	2-5	L	104	122
42	Jan. 8	CHI	6-3	W	110	125
43	Jan. 11	@COL	2-4	L	112	129
44	Jan. 13	VAN	3-4	OTL	115	133
45	Jan. 15	PIT	4-2	W	119	135
46	Jan. 18	PHX	4-4	T	123	139
47	Jan. 21	@CGY	4-5	OTL	127	144
48	Jan. 23	@VAN	2-1	W	129	145
49	Jan. 24	@EDM	3-2	W (OT)	132	147
50	Jan. 27	LAK	2-6	L	134	153
51	Jan. 29	CGY	3-1	W	137	154
52	Jan. 31	@NYY	1-5	L	138	159
53	Feb. 2	@NYY	6-4	W	144	163
54	Feb. 3	@NJD	1-4	L	145	167
55	Feb. 10	BUF	1-2	OTL	146	169
56	Feb. 12	WSH	2-4	L	148	173
57	Feb. 15	EDM	1-3	L	149	175
58	Feb. 16	@DAL	0-3	L	149	178
59	Feb. 18	STL	1-2	L	150	180
60	Feb. 21	DAL	5-2	W	155	182
61	Feb. 23	@CHI	4-2	W	159	184
62	Feb. 26	TBL	2-3	L	161	187
63	Feb. 29	NJD	1-2	L	162	189
64	March 2	@SJS	3-4	L	165	193
65	March 4	@LAK	2-3	OTL	167	196
66	March 5	@ANA	0-1	L	167	197
67	March 7	CHI	3-1	W	170	198
68	March 10	DET	1-3	L	171	201
69	March 12	EDM	4-3	W	175	204
70	March 14	@DET	2-3	OTL	177	207
71	March 16	@COL	2-2	T	179	209
72	March 17	@PHX	4-3	W (OT)	183	212
73	March 19	@LAK	2-1	W (OT)	185	213
74	March 21	PHI	0-2	L	185	215
75	March 23	DET	3-6	L	188	221
76	March 25	CGY	1-2	L	189	223
77	March 28	NYI	3-2	W	192	225
78	March 29	@CAR	1-3	L	193	228
79	March 31	VAN	2-1	W	195	29
80	April 3	@ANA	1-3	L	196	232
81	April 5	@PHX	2-3	L	198	235
82	April 7	ANA	1-5	L	199	240

1999-2000 NASHVILLE PREDATORS






2000-01 NHL SEASON

TEAM INFORMATION	COACHING STAFF	POSTSEASON	HOME UNIFORM	ROAD UNIFORM
RECORD: 34-36-(9)-3 (80 points) STANDING: 3rd Central, 10th West NHL SEASON: Third GENERAL MANAGER: David Poile CAPTAIN: Tom Fitzgerald	HEAD COACH: Barry Trotz ASSISTANT COACH: Paul Gardner ASSISTANT COACH: Brent Peterson GOALTENDING COACH: Mitch Korn	DID NOT QUALIFY		

PLAYER	GP	G	A	PTS	PIM
Cliff Ronning	80	19	43	62	28
Scott Walker	74	25	29	54	66
Patric Kjellberg	81	14	31	45	12
David Legwand	81	13	28	41	38
Vitali Yachmenev	78	15	19	34	10
Greg Johnson	82	15	17	32	46
Marian Cisar	60	12	15	27	45
Randy Robitaille	62	9	17	26	12
Kimmo Timonen	82	12	13	25	50
Drake Berehowsky	66	6	18	24	100
Tom Fitzgerald	82	9	9	18	71
Bill Houlder	81	4	12	16	40
Scott Hartnell	75	2	14	16	48
Robert Valicevic	60	8	6	14	26
Denis Arhipov	40	6	7	13	4
Karlis Skrastins	82	1	11	12	30
Mark Eaton	34	3	8	11	14
Richard Lintner	50	3	5	8	22
Cale Hulse	82	1	7	8	128
Greg Classen	27	2	4	6	14
Sebastien Boredeau	14	2	3	5	14
Ville Pelttonen	23	3	1	4	2
Mike Watt	18	1	1	2	8
Jeremy Stevenson	8	1	0	1	39
Sean Haggerty	3	0	1	1	0
Rory Fitzpatrick	2	0	0	0	2
Bubba Berenzweig	5	0	0	0	0
Craig Millar	5	0	0	0	6
Pavel Skrbek	5	0	0	0	4
Marc Moro	6	0	0	0	12
Alexandre Boikov	8	0	0	0	13
Brantt Myrnes	20	0	0	0	28

GOALTENDER	GP	MIN	GAA	W	L	T	SO	GA	SV%	G	A	PIM
Tomas Vokoun	37	2088	2.44	13	17	5	2	85	.910	0	0	2
Mike Dunham	48	2810	2.28	21	21	4	4	107	.923	0	0	2
Chris Mason	1	59	2.05	0	1	0	0	2	.900	0	0	0
TOTALS	82	4984	2.41	34	39	9	6	200	.915	0	0	4

No.	DATE	OPP.	SCORE	RESULT	GF	GA
1	Oct 7	@PIT	3-1	W	3	1
2	Oct 8	PIT	1-3	L	4	1
3	Oct 13	WSH	3-1	W	7	5
4	Oct 14	CAR	2-1	W	9	6
5	Oct 17	LAK	1-1	T	10	7
6	Oct 19	@DET	2-1	W (OT)	12	8
7	Oct 21	SJS	3-5	L	15	13
8	Oct 24	VAN	4-4	T	19	17
9	Oct 25	@COL	1-2	OTL	20	19
10	Oct 27	FLA	3-3	T	23	22
11	Oct 31	STL	2-4	L	25	26
12	Nov 2	@PHI	3-1	W	28	27
13	Nov 4	ANA	3-3	T	31	30
14	Nov 7	@NYI	1-2	L	32	32
15	Nov 8	@NJD	4-3	W	36	35
16	Nov 11	@BOS	2-2	T	38	37
17	Nov 15	@ATL	0-1	L	38	38
18	Nov 16	CBJ	1-5	L	39	43
19	Nov 18	DET	3-2	W	42	45
20	Nov 20	@DET	3-6	L	45	51
21	Nov 22	DAL	0-1	L	45	52
22	Nov 24	STL	0-4	L	45	56
23	Nov 26	@CAR	7-4	W	52	60
24	Nov 28	CGY	6-1	W	58	61
25	Nov 30	@CHI	3-0	W	61	61
26	Dec 1	CHI	1-2	L	62	63
27	Dec 4	@VAN	3-6	L	65	69
28	Dec 6	@EDM	0-4	L	65	73
29	Dec 7	@CGY	0-3	L	65	76
30	Dec 10	@MIN	2-1	W	67	77
31	Dec 12	PHI	2-2	T	69	79
32	Dec 14	EDM	2-6	L	71	85
33	Dec 16	CHI	0-3	L	71	88
34	Dec 20	@TOR	3-1	W	74	89
35	Dec 21	@MTL	2-4	L	76	93
36	Dec 23	@NVR	3-2	W (OT)	79	95
37	Dec 26	COL	5-2	W	84	97
38	Dec 28	ANA	2-2	T	86	99
39	Dec 29	@COL	1-3	L	87	102
40	Jan 1	VAN	2-5	L	89	107
41	Jan 4	@STL	4-2	W	93	109
42	Jan 6	BUF	0-2	L	93	111
43	Jan 8	@VAN	1-2	L	94	113
44	Jan 10	@EDM	5-2	W	99	115
45	Jan 11	@CGY	1-2	L	100	117
46	Jan 13	@SJS	5-3	W	105	120
47	Jan 16	EDM	1-2	L	106	122
48	Jan 17	@DAL	3-4	OTL	109	126
49	Jan 19	BOS	1-0	W (OT)	110	126
50	Jan 21	STL	3-1	W	113	127
51	Jan 23	ATL	4-3	W	117	130
52	Jan 24	@DET	3-4	L	120	134
53	Jan 27	COL	1-5	L	121	139
54	Jan 29	@PHX	5-2	W	126	141
55	Jan 31	@ANA	3-0	W	129	141
56	Feb 1	@LAK	6-4	W	135	145
57	Feb 8	CBJ	3-1	W	138	146
58	Feb 10	@CBJ	2-3	L	140	149
59	Feb 13	DAL	1-2	L	141	151
60	Feb 16	SJS	0-2	L	141	153
61	Feb 18	TOR	3-2	W	144	155
62	Feb 20	DET	3-3	T	147	158
63	Feb 21	@WSH	1-2	L	148	160
64	Feb 24	MIN	2-1	W	150	161
65	Feb 27	LAK	1-2	L	151	163
66	March 1	CBJ	2-5	L	153	168
67	March 4	NVR	5-2	W	158	170
68	March 6	@PHX	1-5	L	159	175
69	March 8	@LAK	1-4	L	160	179
70	March 10	@SJS	3-0	W	163	179
71	March 11	@ANA	0-1	OTL	163	180
72	March 15	@CHI	2-3	L	165	183
73	March 17	PHX	4-1	W	169	184
74	March 19	@CBJ	2-1	W	171	185
75	March 21	@MIN	0-0	T	171	185
76	March 22	@CHI	2-1	W (OT)	173	186
77	March 24	OTT	0-4	L	173	190
78	March 29	PHX	4-3	W (OT)	177	193
79	March 31	MIN	4-1	W	181	194
80	April 4	@DAL	1-5	L	182	199
81	April 5	CGY	4-0	W	186	199
82	April 7	@STL	0-1	L	186	200





2001-02 NHL SEASON

TEAM INFORMATION	COACHING STAFF	POSTSEASON	HOME UNIFORM	ROAD UNIFORM	ALT. UNIFORM
RECORD: 28-41-(13)-0 (69 points) STANDING: 4th Central, 13th West NHL SEASON: Fourth GENERAL MANAGER: David Poile CAPTAIN: Tom Fitzgerald (until 3/13)	HEAD COACH: Barry Trotz ASSISTANT COACH: Paul Gardner ASSISTANT COACH: Brent Peterson GOALTENDING COACH: Mitch Korn	DID NOT QUALIFY			

PLAYER		GP	G	A	PTS	PIM
Cliff Ronning	NSH	67	18	31	49	24
Greg Johnson		82	18	26	44	38
Denis Arkipov		82	20	22	42	16
Kimmo Timonen		82	13	29	42	28
Scott Hartnell		75	14	27	41	111
Andy Delmore		73	16	22	38	22
Vladimir Orszagh		79	15	21	36	56
Martin Erat		80	9	24	33	32
David Legwand		63	11	19	30	54
Vitali Yachmenev		75	11	16	27	14
Petr Tenkrat	ANA	9	0	0	0	6
	NSH	58	8	16	24	28
	TOTAL	67	8	16	24	34
Karlis Skrastins		82	4	13	17	36
Tom Fitzgerald	NSH	63	7	9	16	33
Greg Classen		55	5	6	11	30
Bubba Berenzweig		26	3	7	10	14
Scott Walker		28	4	5	9	18
Jukka Hentunen	CGY	28	2	3	5	4
	NSH	10	2	2	4	0
	TOTAL	38	4	5	9	4
Steve Dubinsky	CHI	3	1	0	1	4
	NSH	26	5	2	7	10
	TOTAL	29	6	2	8	14
Mark Eaton		58	3	5	8	24
Bill Houlder		82	0	8	8	40
Reid Simpson	MTL	25	1	1	2	63
	NSH	26	5	0	5	69
	TOTAL	51	6	1	7	132
Patric Kjellberg	NSH	12	1	3	4	6
Marian Cisar		10	1	2	3	8
Mark Mowers		14	1	2	3	2
Nathan Perrott		22	1	2	3	74
Stu Grimson		30	1	1	2	76
Jere Karalahti	LAK	30	0	0	1	29
	NSH	15	0	1	1	12
	TOTAL	45	0	2	2	41
Cale Hulse		63	0	2	2	121
Adam Hall		1	0	1	1	0
Yves Sarault		1	0	0	0	0
Robert Schnabel		1	0	0	0	0
Pavel Skrbek		3	0	0	0	2
David Gosselin		3	0	0	0	5
Brett Hauer		3	0	0	0	6
Rich Brennan		4	0	0	0	2
Jeremy Stevenson		4	0	0	0	9
Jonas Andersson		5	0	0	0	2
Marc Moro	NSH	13	0	0	0	23

GOALTENDER	GP	MINS	GAA	W	L	T	SO	GA	SV%	G	A	PIM
Mike Dunham	58	3316	2.61	23	24	9	3	144	.906	0	2	2
Tomas Vokoun	29	1471	2.69	5	14	4	2	66	.903	0	0	2
Jan Lasak	3	177	4.40	0	3	0	0	13	.875	0	0	2
TOTALS	82	4995	2.76	28	41	13	5	230	.901	0	2	6

No.	DATE	OPP.	SCORE	RESULT	GF	GA
1	Oct. 5	@DAL	1-4	L	1	4
2	Oct. 6	STL	2-2	T	3	6
3	Oct. 11	CGY	1-0	W	4	6
4	Oct. 13	EDM	3-4	L	7	10
5	Oct. 16	@BUF	3-3	T	10	13
6	Oct. 18	CHI	3-5	L	13	18
7	Oct. 20	BOS	1-2	L	14	20
8	Oct. 22	@EDM	4-2	W	18	22
9	Oct. 23	@VAN	2-4	L	20	26
10	Oct. 25	@CGY	5-4	W (OT)	25	30
11	Oct. 27	DET	0-1	L	25	31
12	Oct. 30	MIN	2-4	L	27	35
13	Oct. 31	@MIN	6-4	W	33	39
14	Nov. 2	@DAL	0-3	L	33	42
15	Nov. 3	DAL	4-1	W	37	43
16	Nov. 8	@MTL	1-3	L	38	46
17	Nov. 10	@OTT	2-3	L	40	49
18	Nov. 13	BUF	4-1	W	44	50
19	Nov. 16	@ATL	4-4	T	48	54
20	Nov. 17	CBJ	3-2	W	51	56
21	Nov. 20	@DET	3-6	L	54	62
22	Nov. 21	CHI	4-3	W	55	65
23	Nov. 23	PIT	5-0	W	63	65
24	Nov. 27	@SJS	2-3	L	65	68
25	Nov. 29	@PHX	0-1	L	65	69
26	Dec. 1	@LAK	2-4	L	67	73
27	Dec. 2	@ANA	2-4	L	69	77
28	Dec. 6	OTT	4-2	W	73	79
29	Dec. 8	EDM	2-2	T	75	81
30	Dec. 11	LAK	1-1	T	76	82
31	Dec. 12	@WVR	4-2	W	80	84
32	Dec. 15	CHI	5-2	W	85	86
33	Dec. 20	VAN	6-2	W	91	88
34	Dec. 23	SJS	1-1	T	92	89
35	Dec. 26	TBL	0-1	L	92	90
36	Dec. 29	DET	3-2	W (OT)	95	92
37	Dec. 30	@STL	2-7	L	97	99
38	Jan. 1	COL	4-4	T	101	103
39	Jan. 3	@NJD	4-3	W	105	106
40	Jan. 4	@MIN	1-2	L	106	108
41	Jan. 6	@CBJ	3-4	L	109	112
42	Jan. 8	@TOR	3-4	L	112	116
43	Jan. 10	MIN	2-2	T	114	118
44	Jan. 12	ANA	2-1	W	116	119
45	Jan. 14	@ANA	3-5	L	119	124
46	Jan. 15	@LAK	0-2	L	119	126
47	Jan. 17	TOR	3-2	W (OT)	122	128
48	Jan. 19	CBJ	2-1	W	124	129
49	Jan. 21	PHX	0-1	L	124	130
50	Jan. 23	@CAR	2-2	T	126	132
51	Jan. 24	@PHI	3-2	W (OT)	129	134
52	Jan. 26	ANA	1-5	L	130	137
53	Jan. 28	@VAN	1-5	L	131	142
54	Jan. 30	@COL	5-2	W	136	144
55	Feb. 6	DAL	2-1	W	138	145
56	Feb. 8	WSH	3-3	T	141	148
57	Feb. 9	@CBJ	1-0	W (OT)	142	148
58	Feb. 12	FLA	1-0	W	143	148
59	Feb. 26	SJS	1-5	L	144	153
60	Feb. 28	@EDM	3-2	W	147	155
61	March 2	@CGY	2-5	L	149	160
62	March 5	@SJS	2-0	W	151	160
63	March 7	@LAK	2-3	L	153	163
64	March 9	@FLA	2-2	T	155	165
65	March 10	@TBL	1-5	L	156	170
66	March 12	VAN	0-5	L	156	175
67	March 15	PHX	2-3	L	158	178
68	March 17	COL	4-5	L	162	183
69	March 19	@STL	1-5	L	163	188
70	March 21	NJD	3-4	L	166	192
71	March 23	MTL	5-1	W	171	193
72	March 25	DET	3-3	T	174	196
73	March 27	@CHI	1-4	L	175	200
74	March 28	@DET	3-3	T	178	203
75	March 30	STL	2-4	L	180	207
76	April 1	@COL	1-5	L	181	212
77	April 3	@CHI	3-1	W	184	213
78	April 4	@CBJ	1-2	L	185	216
79	April 6	CGY	3-1	W	188	216
80	April 9	@STL	2-3	L	190	219
81	April 11	NTI	2-5	L	192	224
82	April 14	@PHX	4-6	L	196	230

2001-02 NASHVILLE PREDATORS





2002-03 NHL SEASON

TEAM INFORMATION	COACHING STAFF	POSTSEASON	HOME UNIFORM	ROAD UNIFORM	ALT. UNIFORM
RECORD: 27-35-(13)-7 (74 points) STANDING: 4th Central, 13th West NHL SEASON: Fifth GENERAL MANAGER: David Poile CAPTAIN: Greg Johnson*	HEAD COACH: Barry Trotz ASSISTANT COACH: Paul Gardner ASSISTANT COACH: Brent Peterson GOALTENDING COACH: Mitch Korn	DID NOT QUALIFY			

PLAYER	GP	G	A	PTS	PIM
David Legwand	64	17	31	48	34
Kimmo Timonen	72	6	34	40	46
Andreas Johansson	56	20	17	37	22
Denis Arkipov	79	11	24	35	32
Andy Delmore	71	18	16	34	28
Scott Hartnell	82	12	22	34	101
Scott Walker	60	15	18	33	58
Vladimir Orszagh	78	16	16	32	38
Rem Murray	32	6	6	12	4
NSH	53	6	13	19	18
TOTAL	85	12	19	31	22
Adam Hall	79	16	12	28	31
Oleg Petrov	53	7	16	23	16
NSH	17	2	2	4	2
TOTAL	70	9	18	27	18
Vitali Yachmenev	62	5	15	20	12
Jason York	74	4	15	19	52
Greg Johnson	38	8	9	17	22
Todd Warriner	30	4	6	10	22
VAN	13	2	3	5	6
NSH	6	0	1	1	4
TOTAL	49	6	10	16	32
Clarke Wilm	82	5	11	16	36
Karlis Skrastins	82	3	10	13	44
Denis Pederson	43	4	6	10	39
Mark Eaton	50	2	7	9	22
Cale Hulse	80	2	6	8	121
Martin Erat	27	1	7	8	14
Vernon Fiddler	19	4	2	6	14
Bill Houlder	82	2	4	6	46
Brent Gilchrist	41	1	2	3	14
Jon Sim	4	1	0	1	0
NSH	8	1	0	1	0
Scottie Upshall	11	1	0	1	0
Wyatt Smith	1	0	1	1	0
Wade Flaherty	1	0	1	1	0
Reid Simpson	26	0	1	1	56
Tomas Vokoun	69	0	1	1	28
Brian Finley	1	0	0	0	0
Nathan Perrott	1	0	0	0	5
Robert Schnabel	1	0	0	0	0
Pascal Trepanier	1	0	0	0	0
NSH	2	0	0	0	0
Darren Hayder	2	0	0	0	2
Domenic Pittis	3	0	0	0	2
Tomas Kloucek	3	0	0	0	0
Jan Lasak	3	0	0	0	0
Bubba Berenzweig	4	0	0	0	0
NSH	4	0	0	0	2
Francis Bouillon	4	0	0	0	2
Cameron Mann	4	0	0	0	0

GOALTENDER	GP	MIN	GAA	W	L	T	SO	GA	SV%	G	A	PIM
Tomas Vokoun	69	3974	2.20	25	31	1	3	146	.918	0	1	28
Mike Dunham	15	819	3.15	2	9	2	0	43	.892	0	0	0
Jan Lasak	3	90	3.32	0	1	0	0	5	.872	0	0	0
Brian Finley	1	47	3.86	0	0	0	0	3	.769	0	0	0
Wade Flaherty	1	51	4.70	0	1	0	0	4	.852	0	1	0
TOTALS	82	5015	2.46	27	42	13	3	206	.909	0	2	28

No.	DATE	OPP.	SCORE	RESULT	GF	GA
1	Oct. 11	@WSH	4-5	L	4	5
2	Oct. 12	EDM	2-3	L	6	8
3	Oct. 15	@NYI	3-4	OTL	9	12
4	Oct. 18	@NJD	2-3	OTL	11	15
5	Oct. 19	@NYR	2-2	T	13	17
6	Oct. 22	PHX	1-2	L	14	19
7	Oct. 24	SJS	1-2	L	15	21
8	Oct. 26	DET	3-1	W	18	22
9	Oct. 30	@STL	0-7	L	18	29
10	Nov. 2	@LAK	1-2	OTL	24	37
11	Nov. 3	@PHX	1-2	OTL	24	37
12	Nov. 6	@ANA	1-2	L	25	39
13	Nov. 7	@SJS	2-2	T	27	41
14	Nov. 10	@COL	4-3	W	31	44
15	Nov. 12	@DET	1-4	L	32	48
16	Nov. 14	COL	1-3	L	33	51
17	Nov. 16	CRJ	1-1	T	34	52
18	Nov. 17	@CHI	2-4	L	36	56
19	Nov. 21	@COL	1-1	T	37	57
20	Nov. 23	@MIN	2-4	L	39	61
21	Nov. 27	SJS	4-2	W	43	63
22	Nov. 29	NJD	1-2	L	44	65
23	Nov. 30	DAL	5-2	W	49	67
24	Dec. 3	CAR	1-2	L	50	69
25	Dec. 5	@LAK	3-2	W	53	71
26	Dec. 7	@SJS	4-2	W	57	73
27	Dec. 8	@ANA	0-3	L	57	76
28	Dec. 10	LAK	0-3	L	57	79
29	Dec. 12	STL	2-2	T	59	81
30	Dec. 14	MIN	3-1	W	62	82
31	Dec. 17	CGY	0-3	L	62	85
32	Dec. 19	VAN	1-3	L	63	88
33	Dec. 21	@TBL	2-2	T	65	90
34	Dec. 23	@FLA	3-2	W (OT)	68	92
35	Dec. 26	DAL	3-1	W	71	93
36	Dec. 28	DET	2-4	L	73	97
37	Dec. 30	OTT	3-2	W	76	99
38	Jan. 1	COL	3-7	T	79	106
39	Jan. 4	CHI	3-3	T	82	109
40	Jan. 6	@CBJ	5-1	W	87	110
41	Jan. 7	STL	2-1	W (OT)	89	111
42	Jan. 11	PHX	4-3	W (OT)	93	114
43	Jan. 12	@CHI	0-2	L	93	116
44	Jan. 14	@VAN	3-4	L	96	120
45	Jan. 16	@CGY	2-2	T	98	122
46	Jan. 18	@EDM	3-2	W (OT)	101	124
47	Jan. 21	VAN	3-2	W	104	126
48	Jan. 23	NYR	2-4	L	106	130
49	Jan. 25	TBL	3-2	W	109	132
50	Jan. 27	@BUF	1-2	L	114	133
51	Jan. 28	@BOS	1-2	L	115	135
52	Jan. 30	@CBJ	1-2	L	116	137
53	Feb. 4	@DET	5-5	T	121	142
54	Feb. 8	CRJ	3-2	W	124	144
55	Feb. 11	LAK	2-3	L	126	147
56	Feb. 13	NYI	2-0	W	128	147
57	Feb. 15	ANA	2-1	W	130	148
58	Feb. 17	BOS	5-1	W	135	149
59	Feb. 20	CGY	4-1	L	139	150
60	Feb. 22	@OTT	0-4	L	144	152
61	Feb. 23	@TOR	5-2	W	144	154
62	Feb. 25	CRJ	5-0	W	149	156
63	Feb. 27	PIT	6-0	W	155	156
64	March 1	CHI	5-4	W (OT)	160	160
65	March 4	@STL	1-2	OTL	161	162
66	March 6	MIN	2-2	T	163	164
67	March 7	@DAL	2-1	W	165	165
68	March 10	MTL	1-3	L	166	168
69	March 12	@PIT	2-2	T	168	170
70	March 14	@MIN	1-3	L	169	173
71	March 15	STL	0-1	L	169	174
72	March 17	EDM	3-5	L	172	179
73	March 18	@VAN	3-7	L	175	186
74	March 19	@CGY	1-1	T	176	187
75	March 20	@EDM	2-3	OTL	178	190
76	March 21	PHI	1-1	T	179	191
77	March 22	@CHI	1-4	L	180	195
78	March 29	ATL	2-3	L	182	198
79	March 31	@DET	0-3	L	182	201
80	April 1	ANA	1-2	OTL	183	203
81	April 4	@PHX	0-1	L	183	204
82	April 6	@DAL	0-2	L	183	206

* = Scott Walker served as captain from Jan. 12-27, 2003





2003-04 NHL SEASON

TEAM INFORMATION	COACHING STAFF	POSTSEASON	HOME UNIFORM	ROAD UNIFORM	ALT. UNIFORM
RECORD: 38-29-(11)-4 (91 points) STANDING: 3rd Central, 8th West NHL SEASON: Sixth GENERAL MANAGER: David Poile CAPTAIN: Greg Johnson	HEAD COACH: Barry Trotz ASSOCIATE COACH: Brent Peterson ASSISTANT COACH: Peter Horachek GOALTENDING COACH: Mitch Korn	FIRST ROUND: Lost to Detroit, 4-2			

PLAYER		GP	G	A	PTS	PIM
Steve Sullivan	CHI	56	15	28	43	36
	NSH	24	9	21	30	12
	TOTAL	80	24	49	73	48
Scott Walker		75	25	42	67	94
Marek Zidlicky		82	14	39	53	82
Martin Erat		76	16	33	49	38
David Legwand		82	18	29	47	46
Kimmo Timonen		77	12	32	44	52
Vladimir Orszagh		82	16	21	37	74
Scott Hartnell		59	18	15	33	87
Greg Johnson		82	14	18	32	33
Sergei Zholtok	MIN	59	13	16	29	19
	NSH	11	1	1	2	0
	TOTAL	70	14	17	31	19
Adam Hall		79	13	14	27	37
Andreas Johansson		47	12	15	27	26
Dan Hamhuis		80	7	19	26	57
Denis Arkhipov		72	9	12	21	22
Rem Murray		39	8	9	17	12
Jason York		67	2	13	15	64
Mark Eaton		75	4	9	13	26
Jeremy Stevenson	MIN	3	0	0	0	2
	NSH	53	5	4	9	103
	TOTAL	56	5	4	9	105
Andrew Hutchinson		18	4	4	8	4
Jordin Tootoo		70	4	4	8	137
Shane Hnidy	OTT	37	0	5	5	72
	NSH	9	0	2	2	10
	TOTAL	46	0	7	7	82
Wyatt Smith		18	3	1	4	2
Jim McKenzie		61	1	3	4	88
Jason Morgan	CGY	13	0	2	2	2
	NSH	6	0	2	2	2
	TOTAL	19	0	4	4	4
Brad Bombardir	MIN	56	1	2	3	21
	NSH	13	0	0	0	4
	TOTAL	69	1	2	3	25
Robert Schnabel		20	0	3	3	34
Jamie Allison		47	0	3	3	76
Simon Gamache	ATL	2	0	1	1	0
	NSH	7	1	0	1	0
	TOTAL	9	1	1	2	0
Tomas Vokoun		73	0	2	2	35
Stan Neckar	NSH	1	0	1	1	0
Tomas Kloucek	NSH	5	0	1	1	10
Scottie Upshall		7	0	1	1	0
Mathieu Darche		2	0	0	0	0
Timofei Shishkanov		2	0	0	0	0
Wade Brookbank	NSH	9	0	0	0	38
Vernon Fiddler		17	0	0	0	23

GOALTENDER	GP	MINS	GAA	W	L	T	SO	GA	SV%	G	A	PIM
Tomas Vokoun	73	4221	2.53	34	29	10	3	178	.909	0	2	35
Chris Mason	17	744	2.18	4	4	1	1	27	.926	0	0	4
TOTALS	82	4999	2.60	38	33	11	4	217	.907	0	2	39

No.	DATE	OPP.	SCORE	RESULT	GF	GA
1	Oct. 9	ANA	3-1	W	3	1
2	Oct. 11	DAL	1-3	L	4	1
3	Oct. 16	STL	4-1	W	4	5
4	Oct. 18	CBJ	3-2	W	11	7
5	Oct. 19	@CHI	1-3	L	12	10
6	Oct. 23	@ATL	2-4	L	14	14
7	Oct. 25	COL	3-5	L	17	19
8	Oct. 28	@STL	0-1	L	17	20
9	Oct. 30	DET	5-3	W	22	23
10	Nov. 1	DAL	1-1	T	23	31
11	Nov. 2	@DAL	3-7	L	26	31
12	Nov. 5	VAN	3-4	L	29	35
13	Nov. 7	CHI	1-2	L	30	37
14	Nov. 8	@DET	4-3	W	34	40
15	Nov. 13	CGY	4-1	W	38	41
16	Nov. 15	NYI	4-3	W	42	44
17	Nov. 19	@LAK	0-3	L	42	47
18	Nov. 21	@ANA	4-3	W (OT)	46	50
19	Nov. 22	@SJS	1-3	L	47	53
20	Nov. 24	@COL	3-2	W	50	55
21	Nov. 26	CBJ	4-2	W	54	57
22	Nov. 28	@BOS	2-1	W	56	58
23	Nov. 29	BUF	4-1	W	60	59
24	Dec. 3	@CAR	2-1	W (OT)	62	60
25	Dec. 4	@CBJ	4-2	W	66	62
26	Dec. 6	@STL	1-4	L	67	66
27	Dec. 11	LAK	1-4	L	68	70
28	Dec. 13	FLA	2-2	T	70	72
29	Dec. 16	VAN	1-2	OTL	71	74
30	Dec. 18	@MTL	4-5	OTL	75	79
31	Dec. 20	DET	1-0	T	76	79
32	Dec. 22	PHX	3-3	T	79	82
33	Dec. 23	@MIN	3-3	T	82	85
34	Dec. 26	@DAL	1-2	L	83	87
35	Dec. 27	@PHX	3-1	W	86	88
36	Dec. 29	@SJS	2-5	L	88	93
37	Jan. 1	PIT	3-2	W	91	95
38	Jan. 3	NJD	3-2	W	94	97
39	Jan. 5	@DET	0-6	L	94	103
40	Jan. 6	@TOR	1-2	L	99	105
41	Jan. 8	COL	4-3	W (OT)	99	109
42	Jan. 10	STL	3-1	W	102	109
43	Jan. 12	@MIN	3-3	T	105	112
44	Jan. 13	LAK	0-0	T	105	112
45	Jan. 15	PHX	4-3	W	109	115
46	Jan. 17	EDM	2-1	W	111	116
47	Jan. 19	MIN	2-0	W	113	116
48	Jan. 22	@CGY	0-4	L	113	120
49	Jan. 24	@EDM	4-3	W	117	123
50	Jan. 25	@VAN	1-4	L	118	127
51	Jan. 29	@CBJ	6-4	W	124	131
52	Jan. 31	SJS	3-2	W (OT)	127	133
53	Feb. 3	DET	1-4	L	128	137
54	Feb. 5	TBL	2-5	L	130	142
55	Feb. 11	@CHI	2-5	L	132	147
56	Feb. 13	WSH	5-2	W	137	149
57	Feb. 15	EDM	2-2	T	139	151
58	Feb. 16	@CBJ	2-4	L	141	155
59	Feb. 18	SJS	7-3	W	148	158
60	Feb. 20	@ANA	3-2	W (OT)	151	160
61	Feb. 21	@PHX	8-2	W	159	162
62	Feb. 23	@LAK	0-3	L	159	165
63	Feb. 26	MIN	4-0	W	163	165
64	Feb. 28	NYR	2-1	W (OT)	165	166
65	March 1	CHI	2-2	T	167	168
66	March 3	@PHI	2-5	L	169	173
67	March 4	@PIT	9-4	W	178	177
68	March 6	@OTT	2-4	L	180	181
69	March 9	BOS	2-3	L	182	184
70	March 11	@STL	1-1	T	183	185
71	March 13	CGY	4-4	T	187	189
72	March 14	@DET	2-3	OTL	189	192
73	March 16	@VAN	2-2	T	191	194
74	March 19	@EDM	4-5	L	195	199
75	March 20	@CGY	3-1	W	198	200
76	March 23	ANA	1-4	L	199	204
77	March 25	@NYR	4-2	W	203	206
78	March 27	CBJ	2-3	OTL	205	209
79	March 30	CHI	5-2	W	210	211
80	April 1	@CHI	1-1	T	213	212
81	April 3	STL	1-4	L	214	216
82	April 4	@COL	2-1	W (OT)	216	217





2005-06 NHL SEASON

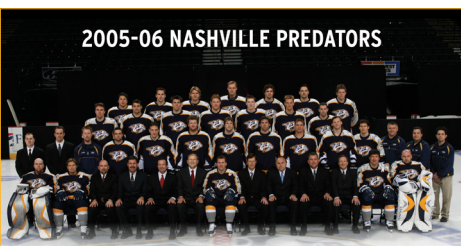
TEAM INFORMATION	COACHING STAFF	POSTSEASON	HOME UNIFORM	ROAD UNIFORM	ALT. UNIFORM
RECORD: 49-25-8 (106 points) STANDING: 2nd Central, 3rd West NHL SEASON: Eighth GENERAL MANAGER: David Poile CAPTAIN: Greg Johnson	HEAD COACH: Barry Trotz ASSOCIATE COACH: Brent Peterson ASSISTANT COACH: Peter Horachek GOALTENDING COACH: Mitch Korn	FIRST ROUND: Lost to San Jose, 4-1			

PLAYER	GP	G	A	PTS	PIM
Paul Kariya	82	31	54	85	40
Steve Sullivan	69	31	37	68	50
Mike Sillinger	STL 48	22	19	41	49
	NSH 31	10	12	22	14
TOTAL	79	32	31	63	63
Yanic Perreault	69	22	35	57	30
Kimmo Timonen	79	11	39	50	74
Martin Erat	80	20	29	49	76
Marek Zidlicky	67	12	37	49	82
Scott Hartnell	81	25	23	48	101
Dan Hamhuis	82	7	31	38	70
Adam Hall	75	14	15	29	40
David Legwand	44	7	19	26	34
Scottie Upshall	48	8	16	24	34
Greg Johnson	68	11	8	19	10
Scott Walker	33	5	11	16	36
Ryan Suter	71	1	15	16	66
Jerred Smithson	66	5	9	14	54
Brendan Witt	WSH 58	1	10	11	141
	NSH 17	0	3	3	68
TOTAL	75	1	13	14	209
Darcy Hordichuk	74	7	6	13	163
Vernon Fiddler	40	8	4	12	42
Danny Markov	58	0	11	11	62
Jordin Tootoo	34	4	6	10	55
Shea Weber	28	2	8	10	42
Jeremy Stevenson	NSH 35	4	3	7	74
Simon Gamahe	NSH 11	0	0	0	0
Scott Nichol	34	3	3	6	79
Mark Eaton	69	3	1	4	44
Kris Beech	NSH 5	1	2	3	0
Greg Zanon	4	0	2	2	6
Tomas Vokoun	61	0	2	2	26
Chris Mason	23	1	0	1	0
Jamie Allison	20	0	1	1	45
Brian Finley	1	0	0	0	0
Kevin Klein	2	0	0	0	0
Pekka Rinne	2	0	0	0	0

GOALTENDER	GP	MINS	GAA	W	L	OT	SO	GA	SV%	G	A	PIM
Chris Mason	23	1227	2.54	12	5	1	2	52	.913	1	0	0
Tomas Vokoun	61	3601	2.67	36	18	7	4	160	.919	0	2	26
Pekka Rinne	2	63	3.81	1	1	0	0	4	.900	0	0	0
Brian Finley	1	60	7.00	0	1	0	0	7	.829	0	0	0
TOTALS	82	4980	2.70	49	25	8	6	224	.916	1	2	26

No.	DATE	OPP.	SCORE	RESULT	GF	GA
1	Oct. 5	@SJS	3-2	W	3	2
2	Oct. 8	ANA	3-2	W (SO)	6	4
3	Oct. 12	@COL	5-4	W	11	8
4	Oct. 13	@PHX	5-4	W (SO)	16	12
5	Oct. 15	@STL	4-1	W	20	13
6	Oct. 20	STL	3-2	W (SO)	23	15
7	Oct. 22	S.J.	2-1	W	25	16
8	Oct. 25	CHI	5-3	W	30	19
9	Oct. 26	@CBJ	2-3	OTL	32	22
10	Oct. 29	EDM	1-5	L	33	27
11	Nov. 1	@ANA	1-4	L	34	31
12	Nov. 2	@SJS	2-3	OTL	36	34
13	Nov. 5	@LAK	2-3	SOL	38	37
14	Nov. 8	EDM	3-2	W	41	39
15	Nov. 10	DAL	5-3	W	46	42
16	Nov. 12	STL	3-1	W	49	43
17	Nov. 15	LAK	3-2	W	52	45
18	Nov. 19	@MIN	2-4	L	54	49
19	Nov. 23	@CBJ	4-2	W	58	51
20	Nov. 24	LAK	4-3	W	62	54
21	Nov. 26	DAL	1-3	L	63	57
22	Nov. 29	CGY	2-0	W	65	57
23	Dec. 1	MIN	2-1	W	67	58
24	Dec. 3	PHI	4-3	W (SO)	71	61
25	Dec. 7	@WSH	5-2	W	76	63
26	Dec. 8	NYR	1-5	L	77	68
27	Dec. 10	@TBL	3-4	L	80	72
28	Dec. 13	@FLA	3-7	L	83	79
29	Dec. 15	CHI	5-3	W	88	82
30	Dec. 17	CBJ	7-3	W	95	85
31	Dec. 20	COL	3-2	W	98	87
32	Dec. 21	@CHI	6-1	W	104	88
33	Dec. 23	@CBJ	5-4	W	109	92
34	Dec. 27	@CGY	4-3	W	113	95
35	Dec. 28	@VAN	3-4	L	116	99
36	Dec. 30	@EDM	2-4	L	118	103
37	Jan. 1	ANA	2-4	L	120	107
38	Jan. 3	@COL	0-3	L	120	110
39	Jan. 4	@STL	4-3	W	124	113
40	Jan. 6	DET	1-3	L	130	117
41	Jan. 8	@CHI	5-1	W	135	117
42	Jan. 10	WTL	2-1	W	132	118
43	Jan. 11	@ATL	3-4	SOL	135	122
44	Jan. 13	@CAR	4-5	OTL	139	127
45	Jan. 15	PIT	5-4	W	144	131
46	Jan. 19	NJD	3-4	SOL	147	135
47	Jan. 21	CBJ	7-2	W	154	137
48	Jan. 23	@DET	3-2	W	157	139
49	Jan. 24	@DET	2-1	W (OT)	159	140
50	Jan. 26	@MIN	1-5	L	160	145
51	Jan. 28	@CBJ	3-4	L	163	149
52	Feb. 1	@DAL	1-2	L	164	151
53	Feb. 2	COL	4-3	W (OT)	168	154
54	Feb. 4	CHI	6-0	W	174	154
55	Feb. 6	@DAL	2-4	L	176	158
56	Feb. 8	@DET	0-6	L	176	164
57	Feb. 9	DET	2-3	L	178	167
58	Feb. 11	CBJ	5-2	W	183	169
59	March 1	@CHI	0-3	L	183	172
60	March 2	@VAN	3-1	W	186	173
61	March 5	@EDM	2-3	OTL	188	176
62	March 7	@CGY	3-2	W	191	178
63	March 9	@VAN	3-2	W (OT)	194	180
64	March 11	@SJS	2-3	OTL	196	183
65	March 14	VAN	5-0	W	201	183
66	March 16	PHX	2-0	W	203	183
67	March 18	CGY	9-4	W	212	187
68	March 20	STL	4-2	W	216	189
69	March 21	@DET	3-2	W (SO)	219	191
70	March 24	@ANA	3-6	L	222	197
71	March 25	@LAK	4-6	L	226	203
72	March 28	@PHX	3-2	L	229	203
73	March 30	DET	2-4	L	231	212
74	April 1	STL	2-1	W	233	213
75	April 3	CBJ	1-3	L	234	216
76	April 5	@CHI	3-4	L	237	220
77	April 6	@STL	3-0	W	240	220
78	April 8	CHI	2-1	W (SO)	242	221
79	April 11	@STL	2-0	W	244	221
80	April 13	MIN	4-2	W	248	223
81	April 15	PHX	5-1	W	253	224
82	April 18	DET	6-3	W	259	227

2005-06 NASHVILLE PREDATORS





2006-07 NHL SEASON

TEAM INFORMATION	COACHING STAFF	POSTSEASON	HOME UNIFORM	ROAD UNIFORM	ALT. UNIFORM
RECORD: 51-23-8 (110 points) STANDING: 2nd Central, 2nd West NHL SEASON: Ninth GENERAL MANAGER: David Poile CAPTAIN: Kimmo Timonen	HEAD COACH: Barry Trotz ASSOCIATE COACH: Brent Peterson ASSISTANT COACH: Peter Horachek GOALTENDING COACH: Mitch Korn	FIRST ROUND: Lost to San Jose, 4-1			

PLAYER		GP	G	A	PTS	PIM
Paul Kariya		82	24	52	76	-36
J-P Dumont		82	21	45	66	28
David Legwand		78	27	36	63	44
Steve Sullivan		57	22	38	60	20
Martin Erat		68	16	41	57	50
Peter Forsberg	PHI	40	11	29	40	72
	NSH	17	2	13	15	16
	TOTAL	57	13	42	55	88
Kimmo Timonen		80	13	42	55	42
Jason Arnott		68	27	27	54	48
Shea Weber		79	17	23	40	60
Scott Hartnell		64	22	17	39	96
Alexander Radulov		64	18	19	37	26
Marek Zidlicky		79	4	26	30	72
Vernon Fiddler		72	11	15	26	40
Ryan Suter		82	8	16	24	54
Dan Hamhuis		81	6	14	20	66
Scott Nichol		59	7	6	13	79
Josef Vasicek	NSH	38	4	9	13	29
Vitaly Vishnevski	ATL	52	3	9	12	31
	NSH	15	0	1	1	10
	TOTAL	67	3	10	13	41
Jerrold Smithson		64	5	7	12	42
Jordin Tootoo		65	3	6	9	116
Greg Zanon		66	3	5	8	32
Ramzi Abid		13	1	4	5	13
Darcy Hordichuk		53	1	3	4	90
Scottie Upshall	NSH	14	2	1	3	18
Mikko Lehtonen	NSH	15	1	2	3	8
Tomas Vokoun		44	0	2	2	4
Kevin Klein		3	1	0	1	0
Sheldon Brookbank		3	0	1	1	12
Rich Peverley		13	0	1	1	0
Chris Mason		40	0	1	1	4
Patrick Leahy		1	0	0	0	0
Michael Leighton	NSH	1	0	0	0	0

GOALTENDER	GP	MINS	GAA	W	L	OT	SO	GA	SV%	G	A	PIM
Chris Mason	40	2342	2.38	24	11	4	5	93	.925	0	1	4
Tomas Vokoun	44	2601	2.40	27	12	4	5	104	.920	0	2	4
Michael Leighton	1	20	6.00	0	0	0	0	2	.800	0	0	0
TOTALS	82	4989	2.49	51	32	8	11	207	.919	0	3	8

Vokoun and Mason shared a shutout on Nov. 23, 2006 vs. Vancouver.

2006-07 NASHVILLE PREDATORS



No.	DATE	OPP.	SCORE	RESULT	GF	GA
1	Oct. 5	@CHI	6-8	L	6	8
2	Oct. 7	@MIN	5-6	L	11	14
3	Oct. 12	@CHI	1-3	L	12	17
4	Oct. 14	PHX	4-1	W	16	18
5	Oct. 16	@NYI	2-1	W (SO)	18	19
6	Oct. 18	@NYR	3-0	W	21	19
7	Oct. 19	@NJD	4-3	W (SO)	25	22
8	Oct. 21	VAN	3-4	OTL	28	26
9	Oct. 26	SJS	4-3	W	32	29
10	Oct. 28	@CGY	3-2	W	35	31
11	Oct. 31	@VAN	3-2	W	38	33
12	Nov. 1	@EDM	5-3	W	43	36
13	Nov. 4	@MIN	4-3	W	47	39
14	Nov. 10	@DET	0-3	L	47	42
15	Nov. 11	COL	1-0	W	48	42
16	Nov. 15	@CBJ	5-4	W	53	46
17	Nov. 16	MIN	6-7	SOL	59	53
18	Nov. 18	CBJ	4-2	W	63	55
19	Nov. 20	@CBJ	3-1	W	66	56
20	Nov. 22	@DAL	0-1	L	66	57
21	Nov. 23	VAN	6-0	W	72	57
22	Nov. 25	DET	6-2	W	78	59
23	Nov. 29	@PHI	3-2	W	81	61
24	Nov. 30	@STL	5-4	W	86	65
25	Dec. 2	CHI	3-4	OTL	89	69
26	Dec. 4	@PHX	2-3	L	91	72
27	Dec. 6	@ANA	0-4	L	91	76
28	Dec. 7	@LAK	4-1	W	95	77
29	Dec. 9	@SJS	1-3	L	96	80
30	Dec. 12	EDM	3-2	W	99	82
31	Dec. 14	OTT	6-0	W	105	82
32	Dec. 16	STL	3-2	W (SO)	108	84
33	Dec. 17	@STL	2-1	W (OT)	110	85
34	Dec. 20	@CHI	2-1	W	112	86
35	Dec. 21	BUF	2-7	L	114	93
36	Dec. 23	LAK	7-0	W	121	93
37	Dec. 26	STL	3-2	W (SO)	124	95
38	Dec. 29	@DAL	1-4	L	125	99
39	Dec. 30	BOS	5-0	W	130	99
40	Jan. 1	COL	3-5	W	133	104
41	Jan. 5	@CHI	8-3	W	141	107
42	Jan. 6	STL	3-2	W	144	109
43	Jan. 9	ANA	5-4	W (OT)	149	113
44	Jan. 12	CBJ	2-0	W	151	113
45	Jan. 13	@CBJ	4-1	W	155	114
46	Jan. 15	CGY	5-3	W	160	117
47	Jan. 17	@DET	3-5	L	163	122
48	Jan. 18	CBJ	4-0	W	167	122
49	Jan. 20	CHI	6-3	W	173	125
50	Jan. 26	@CHI	3-1	W	182	126
51	Jan. 27	@STL	3-3	W	186	129
52	Jan. 30	@COL	3-4	L	185	133
53	Feb. 1	@PHX	2-3	L	187	136
54	Feb. 3	ANA	3-0	W	190	136
55	Feb. 6	@PIT	1-4	L	191	140
56	Feb. 8	TOR	4-2	W	195	142
57	Feb. 10	LAK	1-4	L	196	146
58	Feb. 14	SJS	5-0	W	201	146
59	Feb. 16	@STL	0-1	L	202	147
60	Feb. 17	MIN	1-4	L	202	151
61	Feb. 19	PHX	4-1	W	206	152
62	Feb. 22	MTL	5-6	SOL	211	158
63	Feb. 24	DET	4-3	W (OT)	215	161
64	Feb. 25	@CBJ	4-3	W (SO)	219	164
65	Feb. 28	@SJS	4-3	W (SO)	223	167
66	March 3	@LAK	6-3	W	229	170
67	March 4	@ANA	2-3	SOL	231	173
68	March 6	@DET	3-4	SOL	234	177
69	March 8	CGY	6-3	W	240	180
70	March 10	CBJ	2-1	W	242	181
71	March 13	DET	2-5	L	244	186
72	March 14	@DET	2-4	L	246	190
73	March 17	DAL	3-2	W	249	192
74	March 21	@VAN	0-2	L	249	194
75	March 22	@CGY	2-3	OTL	251	197
76	March 24	@EDM	4-0	W	255	197
77	March 27	EDM	4-3	W	259	200
78	March 29	DET	1-2	L	260	202
79	March 31	DAL	2-4	L	262	206
80	April 3	CHI	2-3	SOL	264	209
81	April 5	STL	4-1	W	268	210
82	April 7	@COL	4-2	W	272	212



2007-08 NHL SEASON

TEAM INFORMATION	COACHING STAFF	POSTSEASON	HOME UNIFORM	ROAD UNIFORM
RECORD: 41-32-9 (91 points) STANDING: 2nd Central, 8th West NHL SEASON: 10th GENERAL MANAGER: David Poile CAPTAIN: Jason Arnott	HEAD COACH: Barry Trotz ASSOCIATE COACH: Brent Peterson ASSISTANT COACH: Peter Horachek GOALTENDING COACH: Mitch Korn	FIRST ROUND: Lost to Detroit, 4-2		

PLAYER	GP	G	A	PTS	PIM
J-P Dumont	80	29	43	72	34
Jason Arnott	79	28	44	72	54
Alexander Radulov	81	26	32	58	44
Martin Erat	76	23	34	57	40
David Legwand	65	15	29	44	38
Marek Zidlicky	79	5	38	43	63
Jan Hlavac	TBL 62	9	13	22	32
	NSH 18	3	10	13	8
TOTAL	80	12	23	35	40
Vernon Fiddler	79	11	21	32	47
Ryan Suter	76	7	24	31	71
Radek Bonk	79	14	15	29	40
Dan Hamhuis	80	4	23	27	66
Martin Gelinas	57	9	11	20	20
Shea Weber	54	6	14	20	49
Jordan Tootoo	63	11	7	18	100
Scott Nichol	73	10	8	18	72
Ville Koistinen	48	4	13	17	18
Jerre Smithson	81	7	9	16	50
Greg de Vries	77	4	11	15	71
Brandon Bochenski	BOS 20	0	6	6	6
	ANA 12	2	2	4	6
	NSH 8	1	2	3	0
TOTAL	40	3	10	13	12
Rich Peverley	33	5	5	10	8
Jed Ormeyer	51	4	4	8	32
Greg Zanon	78	0	5	5	24
Darcy Hordichuk	45	1	2	3	60
Kevin Klein	13	0	2	2	6
Chris Mason	51	0	1	1	0
Antti Pihlstrom	1	0	0	0	0
Pekka Rinne	1	0	0	0	0
Josh Langfield	2	0	0	0	0
Dan Ellis	44	0	0	0	0

GOALTENDER	GP	MIN	GAA	W	L	OT	SO	GA	SV%	G	A	PIM
Dan Ellis	44	2229	2.34	23	10	3	6	87	.924	0	0	0
Chris Mason	51	2692	2.40	27	12	4	5	104	.920	0	2	4
Pekka Rinne	1	29	0.00	0	0	0	0	1,000	0	0	0	0
TOTALS	82	4983	2.61	41	32	9	10	217	.911	0	1	0

2007-08 NASHVILLE PREDATORS



No.	DATE	OPP.	SCORE	RESULT	GF	GA
1	Oct. 4	COL	4-0	W	4	0
2	Oct. 6	DAL	5-1	W	9	1
3	Oct. 10	@STL	1-4	L	10	5
4	Oct. 11	PHX	3-6	L	13	11
5	Oct. 13	CGY	4-7	L	17	18
6	Oct. 17	@ANA	1-3	L	18	21
7	Oct. 20	@SJS	0-3	L	18	24
8	Oct. 23	@LAK	0-6	L	18	30
9	Oct. 25	ATL	3-0	W	21	30
10	Oct. 27	FLA	4-3	W	25	33
11	Oct. 30	@CGY	1-5	L	26	38
12	Nov. 1	@VAN	1-0	W	29	38
13	Nov. 2	@EDM	4-1	W	33	39
14	Nov. 4	@CHI	5-2	W	38	41
15	Nov. 7	@DET	2-3	SOL	40	44
16	Nov. 10	CBJ	4-3	W (SO)	44	47
17	Nov. 12	@CBJ	4-1	W	48	48
18	Nov. 15	CHI	5-4	W (OT)	53	52
19	Nov. 17	STL	2-3	SOL	55	55
20	Nov. 19	@STL	1-2	L	56	57
21	Nov. 22	DET	3-2	W	59	59
22	Nov. 24	MIN	3-4	L	62	63
23	Nov. 29	@OTT	6-5	W	68	68
24	Dec. 1	@MTL	5-4	W (SO)	73	72
25	Dec. 4	@TOR	1-3	L	74	75
26	Dec. 6	VAN	2-5	L	76	80
27	Dec. 8	ANA	4-2	W	80	82
28	Dec. 10	DET	1-2	L	81	84
29	Dec. 13	COL	1-3	L	82	86
30	Dec. 15	@COL	1-3	L	85	92
31	Dec. 18	@MIN	2-3	L	87	97
32	Dec. 19	@CHI	2-5	L	87	97
33	Dec. 22	LAK	4-3	W	91	100
34	Dec. 23	@CBJ	3-1	W	94	101
35	Dec. 26	@CHI	2-5	L	96	106
36	Dec. 27	CBJ	4-3	W	100	109
37	Dec. 29	SJS	2-5	L	102	114
38	Dec. 31	@DAL	1-0	W	103	114
39	Jan. 3	EDM	5-2	W	108	116
40	Jan. 5	MIN	4-1	W	112	117
41	Jan. 7	@ANA	2-5	L	114	122
42	Jan. 8	BULAK	7-0	W	121	122
43	Jan. 12	@CBJ	1-2	SOL	122	124
44	Jan. 13	CHI	1-3	SOL	124	127
45	Jan. 15	CGY	3-0	W	127	127
46	Jan. 17	ANA	1-2	L	128	129
47	Jan. 19	@STL	5-2	W	133	131
48	Jan. 21	@STL	6-3	W	139	134
49	Jan. 22	@COL	4-0	W	143	134
50	Jan. 24	@PHX	3-4	OTL	146	138
51	Jan. 29	@BOS	1-3	L	147	141
52	Jan. 31	CBJ	4-2	W	151	143
53	Feb. 2	PHX	3-2	W (OT)	154	145
54	Feb. 5	CAR	1-0	W	155	145
55	Feb. 7	TBL	1-2	OTL	156	147
56	Feb. 9	@SJS	3-4	L	159	151
57	Feb. 10	@PHX	6-3	W	165	154
58	Feb. 12	DET	4-2	W	169	156
59	Feb. 14	CHI	1-6	L	170	162
60	Feb. 16	STL	2-1	W (OT)	172	163
61	Feb. 17	@MIN	4-5	OTL	176	169
62	Feb. 19	EDM	5-4	W	181	172
63	Feb. 21	VAN	2-3	SOL	183	175
64	Feb. 23	DAL	3-6	L	186	181
65	Feb. 27	@BUF	4-8	L	190	189
66	March 1	@DAL	3-1	W	193	190
67	March 4	@EDM	5-1	W	198	191
68	March 6	@VAN	2-6	L	200	197
69	March 7	@CGY	2-1	W (OT)	202	198
70	March 9	@DET	3-4	L	205	202
71	March 11	SJS	1-2	L	206	204
72	March 13	LAK	1-4	L	207	208
73	March 15	@DET	3-1	W	210	209
74	March 18	WSH	2-4	L	212	213
75	March 20	DET	3-6	L	215	219
76	March 22	CHI	2-1	W (SO)	217	220
77	March 25	CBJ	3-0	W	220	220
78	March 28	@CBJ	2-0	W	222	220
79	March 30	@DET	0-1	OTL	222	221
80	April 1	@STL	4-3	W (OT)	226	224
81	April 3	STL	3-2	W	229	226
82	April 4	@CHI	1-3	L	230	229



2008-09 NHL SEASON


TEAM INFORMATION	COACHING STAFF	POSTSEASON	HOME UNIFORM	ROAD UNIFORM
RECORD: 40-34-8 (88 points) STANDING: 5th Central, 10th West NHL SEASON: 11th GENERAL MANAGER: David Poile CAPTAIN: Jason Arnott	HEAD COACH: Barry Trotz ASSOCIATE COACH: Brent Peterson ASSISTANT COACH: Peter Horachek GOALTENDING COACH: Mitch Korn	DID NOT QUALIFY		

PLAYER	GP	G	A	PTS	PIM
J-P Dumont	82	16	49	65	20
Jason Arnott	65	33	24	57	49
Shea Weber	81	23	30	53	80
Martin Erat	71	17	33	50	48
Ryan Suter	82	7	38	45	73
David Legwand	73	20	22	42	32
Joel Ward	79	17	18	35	29
Steve Sullivan	41	11	21	32	30
Dan Hamhuis	82	3	23	26	67
Radek Bonk	66	9	16	25	34
Vernon Fiddler	78	11	6	17	24
Ryan Jones	46	7	10	17	22
Jordin Tootoo	72	4	12	16	124
Jerred Smithson	82	4	9	13	49
Kevin Klein	63	4	8	12	19
Greg Zanon	82	4	7	11	38
Ville Koistinen	38	3	8	11	14
Scott Nichol	43	4	6	10	41
Rich Peverley	27	2	7	9	15
Patric Hornqvist	28	2	5	7	16
Antti Pihlstrom	53	2	5	7	10
Cal O'Reilly	11	3	2	5	2
Greg de Vries	71	1	4	5	65
Wade Belak	FLA	15	0	0	25
	NSH	38	0	2	54
TOTAL		53	0	2	79
Nick Tarnasky	NSH	11	0	1	17
Pekka Rinne		52	0	1	1
Mike Santorelli		7	0	0	2
Jed Ortmeyer		2	0	0	0
Alexander Sulzer		2	0	0	0
Dan Ellis		35	0	0	0

GOALTENDER	GP	MINs	GAA	W	L	OT	SO	GA	SV%	G	A	PIM
Pekka Rinne	52	2999	2.38	29	15	4	7	119	.917	0	1	6
Dan Ellis	35	1965	2.93	11	19	4	3	96	.900	0	0	2
TOTALS	82	4996	2.74	40	34	8	10	228	.905	0	1	8

No.	DATE	OPP.	SCORE	RESULT	GF	GA
1	Oct. 10	@STL	2-5	L	2	5
2	Oct. 11	DAL	3-1	W	5	6
3	Oct. 13	@CHI	3-2	W (SO)	8	8
4	Oct. 15	@DAL	4-6	L	12	14
5	Oct. 17	@CBJ	3-5	L	15	19
6	Oct. 18	CBJ	6-3	W	21	22
7	Oct. 23	CGY	3-5	L	24	27
8	Oct. 25	LAK	5-4	W	29	31
9	Oct. 28	@WSH	3-4	SOL	32	35
10	Oct. 30	EDM	3-2	W	35	36
11	Nov. 1	FLA	3-2	W (SO)	38	38
12	Nov. 4	@VAN	0-4	L	38	42
13	Nov. 6	@CGY	6-7	L	44	49
14	Nov. 8	@COL	0-1	L	44	50
15	Nov. 11	@SJS	4-3	W (OT)	48	53
16	Nov. 14	@ANA	4-3	W (OT)	52	56
17	Nov. 15	@LAK	3-1	W	55	57
18	Nov. 17	SJS	1-4	L	56	61
19	Nov. 21	@TBL	1-4	L	57	65
20	Nov. 23	@CAR	5-2	W	62	67
21	Nov. 25	STL	0-1	SOL	66	68
22	Nov. 28	@BTL	4-3	W (OT)	66	71
23	Nov. 29	MIN	2-6	L	68	71
24	Dec. 1	@BUF	2-0	W	70	77
25	Dec. 4	COL	3-2	W	73	79
26	Dec. 6	MIN	1-0	W	74	79
27	Dec. 8	@STL	3-6	L	77	85
28	Dec. 9	VAN	1-3	L	78	88
29	Dec. 11	@CBJ	1-2	SOL	79	90
30	Dec. 13	DAL	3-0	W	82	90
31	Dec. 18	@PHX	1-2	L	83	92
32	Dec. 20	WTL	1-0	W	84	92
33	Dec. 23	@FLA	0-3	L	84	95
34	Dec. 26	DET	3-2	W	87	97
35	Dec. 28	@EDM	2-5	L	89	102
36	Dec. 29	@COL	1-5	L	90	107
37	Jan. 1	VAN	1-2	L	91	109
38	Jan. 3	CGY	2-3	L	93	112
39	Jan. 6	COL	1-2	L	94	114
40	Jan. 8	PIT	5-3	W	99	117
41	Jan. 10	CHI	4-1	W	103	118
42	Jan. 11	@CHI	1-3	L	104	121
43	Jan. 13	@TOR	2-0	W	106	121
44	Jan. 15	@MTL	2-3	L	108	124
45	Jan. 17	ATL	2-7	L	110	131
46	Jan. 19	NJD	1-3	L	111	134
47	Jan. 28	@VAN	5-3	W	116	137
48	Jan. 30	@CGY	1-3	L	117	140
49	Feb. 1	@EDM	2-1	W	119	141
50	Feb. 3	PHX	2-1	W	121	142
51	Feb. 5	ANA	4-2	W	125	144
52	Feb. 6	@MIN	2-0	W	127	144
53	Feb. 8	@DAL	1-4	L	128	148
54	Feb. 10	DET	3-5	L	131	153
55	Feb. 12	STL	4-3	W (SO)	135	156
56	Feb. 14	BOS	3-2	W (SO)	138	158
57	Feb. 16	OTT	0-2	L	138	160
58	Feb. 18	@DET	2-6	L	140	166
59	Feb. 19	STL	1-2	OTL	141	168
60	Feb. 21	@STL	1-0	W (OT)	142	168
61	Feb. 24	CHI	5-3	W	147	171
62	Feb. 26	PHX	4-1	W	151	172
63	Feb. 28	DET	8-0	W	159	172
64	March 3	EDM	6-5	W (OT)	165	177
65	March 5	CBJ	4-2	W	169	179
66	March 7	@PHI	1-4	L	170	183
67	March 10	WSH	1-2	OTL	171	185
68	March 12	NYR	2-4	L	173	189
69	March 14	@PHX	2-0	W	175	189
70	March 16	@LAK	4-3	W	179	192
71	March 19	@ANA	2-4	OTL	182	196
72	March 19	@SJS	2-3	SOL	184	199
73	March 24	ANA	1-2	SOL	185	201
74	March 26	SJS	3-2	W	188	203
75	March 28	LAK	4-3	W (OT)	192	206
76	March 29	@DET	4-3	W	196	209
77	March 31	@CBJ	1-2	L	197	211
78	April 3	@CHI	1-4	L	198	214
79	April 4	CBJ	5-3	W (SO)	203	218
80	April 7	CHI	2-4	L	205	222
81	April 9	@DET	4-3	W (SO)	209	225
82	April 10	@MIN	4-8	L	213	233

2008-09 NASHVILLE PREDATORS





2009-10 NHL SEASON


TEAM INFORMATION	COACHING STAFF	POSTSEASON	HOME UNIFORM	ROAD UNIFORM	ALT. UNIFORM
RECORD: 47-29-6 (100 points) STANDING: 3rd Central, 7th West NHL SEASON: 12th GENERAL MANAGER: David Poile CAPTAIN: Jason Arnott	HEAD COACH: Barry Trotz ASSOCIATE COACH: Brent Peterson ASSISTANT COACH: Peter Horachek GOALTENDING COACH: Mitch Korn	FIRST ROUND: Lost to Chicago, 4-2			

PLAYER	GP	G	A	PTS	PIM
Patric Hornqvist	80	30	21	51	40
Steve Sullivan	82	17	34	51	35
Martin Erat	74	21	28	49	50
Jason Arnott	63	19	27	46	26
J-P Dumont	74	17	28	45	20
Shea Weber	78	16	27	43	36
David Legwand	82	11	27	38	24
Ryan Suter	82	4	33	37	48
Joel Ward	71	13	21	34	18
Marcel Goc	73	12	18	30	14
Dustin Boyd	CGY	60	8	11	19
NSH	18	3	2	5	4
TOTAL	78	11	13	24	19
Dan Hamhuis	78	5	19	24	49
Denis Grebeshkov	EDM	47	6	13	19
NSH	4	1	1	2	6
TOTAL	51	7	14	21	32
Cody Franson	61	6	15	21	16
Stalin Tootoo	51	6	10	16	40
Colin Wilson	35	8	7	15	7
Jerred Smithson	69	9	4	13	54
Ryan Jones	NSH	41	7	4	11
Francis Bouillon	81	3	8	11	50
Cal O'Reilly	31	2	9	11	4
Kevin Klein	81	1	10	11	27
Dave Scatchard	16	3	2	5	17
Michael Santorelli	25	2	1	3	8
Andreas Thuresson	22	1	2	3	4
Nick Spaling	28	0	3	3	0
Alexander Sulzer	20	0	2	2	4
Wade Belak	39	0	2	2	58
Dan Ellis	31	0	1	1	4
Teemu Laakso	7	0	0	0	2
Peter Olvecky	1	0	0	0	0
Triston Grant	3	0	0	0	9
Ben Guite	6	0	0	0	4
Pekka Rinne	58	0	0	0	2

GOALTENDER	GP	MINS	GAA	W	L	OT	SO	GA	SV%	G	A	PIM
Pekka Rinne	58	3246	2.53	32	16	5	7	137	.911	0	0	2
Dan Ellis	31	1715	2.69	15	13	1	1	77	.909	0	1	4
TOTALS	82	4991	2.66	47	29	6	8	221	.908	0	1	6

No.	DATE	OPP.	SCORE	RESULT	GF	GA
1	Oct. 3	@DAL	3-2	W (SO)	3	2
2	Oct. 8	COL	3-2	W	6	4
3	Oct. 10	BUF	0-1	L	6	5
4	Oct. 12	EDM	1-6	L	7	11
5	Oct. 14	@DAL	0-6	L	7	17
6	Oct. 15	CHI	1-3	L	8	20
7	Oct. 17	@WSH	2-3	SOL	10	23
8	Oct. 21	@BOS	2-3	L	12	26
9	Oct. 22	@OTT	6-5	W (OT)	18	31
10	Oct. 24	@CHI	0-2	L	18	33
11	Oct. 28	@MIN	4-3	W	22	36
12	Oct. 29	CHI	2-0	W	24	36
13	Oct. 31	DAL	4-2	W	28	38
14	Nov. 5	@ANA	0-4	L	28	42
15	Nov. 7	@LAK	3-1	W	31	43
16	Nov. 10	@SJS	3-4	L	34	47
17	Nov. 12	@STL	3-1	W	37	48
18	Nov. 14	MTL	2-0	W	39	48
19	Nov. 17	SJS	4-3	W	43	51
20	Nov. 19	NJD	3-2	W (SO)	46	53
21	Nov. 21	CBJ	4-3	W (SO)	50	57
22	Nov. 23	DET	3-1	W	53	57
23	Nov. 25	@COL	4-3	W (OT)	57	60
24	Nov. 27	STL	1-3	L	58	63
25	Nov. 28	FLA	4-1	W	62	64
26	Nov. 30	CGY	0-5	L	62	69
27	Dec. 2	@MIN	4-5	OTL	66	74
28	Dec. 4	@CHI	4-1	W	70	75
29	Dec. 5	MIN	3-5	L	73	80
30	Dec. 8	CBJ	4-2	W	77	82
31	Dec. 10	CBJ	4-3	W (SO)	81	85
32	Dec. 12	DET	2-3	OTL	83	88
33	Dec. 14	@CBJ	5-3	W	88	91
34	Dec. 15	TBL	7-4	W	95	95
35	Dec. 17	@EDM	6-3	W	101	98
36	Dec. 19	@CGY	5-3	W	106	101
37	Dec. 22	@VAN	1-4	L	107	105
38	Dec. 26	CHI	1-4	L	108	109
39	Dec. 27	@CHI	4-5	L	112	114
40	Dec. 29	@STL	4-3	W	116	117
41	Dec. 31	@CBJ	2-1	W (OT)	118	118
42	Jan. 2	ANA	3-1	W	121	119
43	Jan. 5	CGY	1-3	L	122	122
44	Jan. 7	CAR	4-2	W	126	124
45	Jan. 9	ANA	2-3	L	128	127
46	Jan. 11	@VAN	3-2	W	131	129
47	Jan. 12	@EDM	5-3	W	136	132
48	Jan. 15	@CGY	1-0	W	137	132
49	Jan. 18	TOR	3-4	L	140	136
50	Jan. 21	@PHX	2-4	L	142	140
51	Jan. 22	@COL	1-2	L	143	142
52	Jan. 26	@CBJ	2-3	L	145	145
53	Jan. 29	@DET	2-4	L	147	149
54	Jan. 30	ATL	4-3	W	151	152
55	Feb. 2	PHX	0-1	SOL	151	153
56	Feb. 4	COL	5-3	W	156	156
57	Feb. 6	SJS	3-4	L	159	160
58	Feb. 9	@NYI	3-4	SOL	162	164
59	Feb. 10	@NYR	2-1	W	164	165
60	Feb. 12	@NJD	2-5	L	166	170
61	Feb. 14	@PIT	4-3	W (SO)	170	173
62	March 2	EDM	4-3	L	174	176
63	March 4	LAK	4-2	W	178	178
64	March 5	@DET	2-5	L	180	183
65	March 7	VAN	2-4	L	182	187
66	March 9	@ATL	2-1	W	184	188
67	March 11	@SJS	5-8	L	189	196
68	March 12	@ANA	1-0	W	190	196
69	March 14	@LAK	3-2	W	193	198
70	March 16	PHI	4-3	W (OT)	197	201
71	March 19	MIN	5-0	W	202	201
72	March 20	CBJ	1-0	W (OT)	203	201
73	March 21	@STL	3-2	W	206	203
74	March 23	DAL	1-3	L	207	206
75	March 25	PHX	4-3	W (SO)	211	209
76	March 27	DET	0-1	SOL	211	210
77	March 29	@FLA	3-2	W (OT)	214	212
78	March 30	LAK	0-2	L	214	214
79	April 1	STL	3-2	W	217	216
80	April 3	@DET	2-3	W (OT)	221	223
81	April 7	@PHX	2-5	L	223	224
82	April 10	STL	2-1	W (SO)	225	225

2009-10 NASHVILLE PREDATORS





2010-11 NHL SEASON


TEAM INFORMATION	COACHING STAFF	POSTSEASON	HOME UNIFORM	ROAD UNIFORM	ALT. UNIFORM
RECORD: 44-27-11 (99 points) STANDING: 2nd Central, 4th West NHL SEASON: 13th GENERAL MANAGER: David Poile CAPTAIN: Shea Weber	HEAD COACH: Barry Trotz ASSOCIATE COACH: Brent Peterson ASSISTANT COACH: Peter Horachek GOALTENDING COACH: Mitch Korn	FIRST ROUND: Def. Anaheim, 4-2 SECOND ROUND: Lost to Vancouver, 4-2			

PLAYER	GP	G	A	PTS	PIM
Sergei Kostitsyn	77	23	27	50	20
Martin Erat	64	17	33	50	22
Patric Hornqvist	79	21	27	48	47
Shea Weber	82	16	32	48	56
David Legwand	64	17	24	41	24
Ryan Suter	70	4	35	39	54
Mike Fisher	55	14	10	24	33
OTT	27	5	7	12	10
NSH	82	19	17	36	43
TOTAL	82	16	18	34	17
Colin Wilson	80	10	19	29	42
Joel Ward	80	8	21	29	30
Cody Franson	51	9	15	24	6
Marcel Goc	44	10	12	22	28
Steve Sullivan	70	10	9	19	16
J-P Dumont	54	8	10	18	61
Jordin Tootoo	38	6	12	18	2
Cal O'Reilly	81	2	16	18	24
Kevin Klein	74	8	6	14	20
Nick Spaling	82	5	8	13	34
Jerred Smithson	27	4	8	12	2
Matt Halischuk	44	1	9	10	27
Francis Bouillon	80	2	7	9	83
Shane O'Brien	20	6	2	8	7
Blake Geoffrion	23	3	5	8	8
Jonathon Blum	31	1	3	4	14
Alexander Sulzer	9	1	2	3	2
Marek Svatos	15	0	3	3	2
Chris Mueller	1	0	0	0	0
Mark Dekanich	1	0	0	0	0
Teemu Laakso	2	0	0	0	0
Matthew Lombardi	2	0	0	0	4
Steve Begin	3	0	0	0	2
Andreas Thuresson	4	0	0	0	0
Linus Klasen	15	0	0	0	18
Wade Belak	22	0	0	0	0
Anders Lindback	64	0	0	0	12
Pekka Rinne					

GOALTENDER	GP	MINS	GAA	W	L	OT	SO	GA	SV%	G	A	PIM
Pekka Rinne	64	3789	2.12	33	22	9	6	134	.930	0	0	12
Anders Lindback	22	1131	2.60	11	5	2	2	49	.915	0	0	0
Mark Dekanich	1	50	3.60	0	0	0	0	3	.880	0	0	0
TOTALS	82	4994	2.28	44	27	11	8	190	.924	0	0	12

No.	DATE	OPP.	SCORE	RESULT	GF	GA
1	Oct 9	ANA	4-1	W	4	1
2	Oct 13	@CHI	3-2	W	7	3
3	Oct 14	STL	4-3	W	11	6
4	Oct 16	WSH	2-3	OTL	13	9
5	Oct 19	CGY	0-1	OTL	13	10
6	Oct 21	PIT	3-4	OTL	16	14
7	Oct 23	@DAL	1-0	W	17	14
8	Oct 24	@TBL	4-3	W	21	17
9	Oct 28	STL	0-3	L	21	20
10	Oct 30	@DET	2-5	L	23	25
11	Nov 3	@PHX	3-4	L	26	29
12	Nov 6	@LAK	1-4	L	27	33
13	Nov 7	@ANA	4-5	L	31	38
14	Nov 11	@STL	3-2	W (SO)	34	40
15	Nov 13	CHI	4-3	W (SO)	38	43
16	Nov 16	@TOR	4-5	L	42	48
17	Nov 18	@MTL	3-0	W	45	48
18	Nov 20	@CAR	2-1	W (SO)	47	49
19	Nov 22	@CBJ	0-2	L	47	51
20	Nov 24	STL	1-2	SOL	48	53
21	Nov 26	@MIN	2-5	L	50	58
22	Nov 27	WSH	1-2	SOL	51	60
23	Nov 30	PHX	3-0	W	54	60
24	Dec 1	@CBJ	4-3	W (SO)	58	63
25	Dec 4	CAR	5-2	W	63	65
26	Dec 6	@ATL	2-3	OTL	65	68
27	Dec 8	@DET	3-2	W	68	70
28	Dec 11	FLA	3-0	W	71	70
29	Dec 13	NYI	5-0	W	76	70
30	Dec 15	SJS	3-2	W	79	72
31	Dec 17	@NJD	3-1	W	82	73
32	Dec 18	LAK	1-6	L	83	79
33	Dec 22	@CHI	1-4	L	84	83
34	Dec 23	OTT	1-2	L	85	85
35	Dec 26	@STL	0-2	L	85	87
36	Dec 28	DAL	2-4	L	87	91
37	Dec 31	@MIN	4-1	W	91	92
38	Jan 2	CBJ	4-1	W	95	93
39	Jan 5	@ANA	4-1	W	99	94
40	Jan 6	@LAK	5-2	W	104	96
41	Jan 8	@SJS	2-1	W	106	97
42	Jan 11	MIN	5-1	W	111	98
43	Jan 13	@FLA	2-3	L	113	101
44	Jan 15	CHI	3-2	W (SO)	116	103
45	Jan 16	@CHI	3-6	L	119	109
46	Jan 18	@PHX	5-2	W	124	111
47	Jan 20	@COL	1-1	W	129	112
48	Jan 23	@EDM	3-2	W (SO)	132	114
49	Jan 24	@CGY	1-3	L	133	117
50	Jan 26	@VAN	1-2	L	134	119
51	Feb 1	CGY	2-3	SOL	136	122
52	Feb 3	@PHI	2-3	L	138	125
53	Feb 5	DET	3-0	W	141	125
54	Feb 7	EDM	0-4	L	141	129
55	Feb 9	@DET	4-1	W	145	130
56	Feb 12	COL	5-3	W	150	133
57	Feb 15	SJS	1-2	OTL	151	135
58	Feb 17	VAN	3-1	W	154	136
59	Feb 19	PHX	0-4	L	156	139
60	Feb 22	@CBJ	0-3	L	156	143
61	Feb 24	CHI	0-3	L	156	145
62	Feb 26	@DAL	2-3	L	158	149
63	Feb 27	CBJ	3-2	W	161	151
64	March 1	@EDM	1-2	SOL	162	153
65	March 3	@VAN	3-0	W	165	153
66	March 6	@CGY	2-3	L	167	156
67	March 8	@SJS	2-3	OTL	169	159
68	March 10	MIN	4-0	W	173	159
69	March 12	COL	4-2	W	177	161
70	March 15	LAK	2-4	L	179	165
71	March 17	BOS	4-3	W (OT)	183	169
72	March 19	DET	3-1	W	186	169
73	March 20	@BUF	4-3	W (OT)	190	172
74	March 22	EDM	3-1	W	193	173
75	March 24	ANA	5-4	W	198	177
76	March 26	DAL	4-2	W	202	179
77	March 29	VAN	1-3	L	203	182
78	March 31	@COL	3-2	W	206	184
79	April 2	DET	3-4	OTL	209	188
80	April 5	ATL	6-3	W	215	191
81	April 8	CBJ	4-1	W	219	192
82	April 9	@STL	0-2	L	219	194

2010-11 NASHVILLE PREDATORS





2011-12 NHL SEASON

TEAM INFORMATION	COACHING STAFF	POSTSEASON	HOME UNIFORM	ROAD UNIFORM
RECORD: 48-26-8 (104 points) STANDING: 2nd Central, 3rd West NHL SEASON: 14th GENERAL MANAGER: David Poile CAPTAIN: Shea Weber	HEAD COACH: Barry Trotz ASSISTANT COACH: Peter Horachek ASSISTANT COACH: Lane Lambert GOALTENDING COACH: Mitch Korn	FIRST ROUND: Def. Detroit, 4-1 SECOND ROUND: Lost to Phoenix, 4-1		

PLAYER	GP	G	A	PTS	PIM	
Martin Erat	71	19	39	58	30	
David Legwand	78	19	34	53	26	
Mike Fisher	72	24	27	51	33	
Shea Weber	78	19	30	49	46	
Ryan Suter	79	7	39	46	30	
Patric Hornqvist	76	27	16	43	28	
Sergei Kostitsyn	75	17	26	43	34	
Andrei Kostitsyn	MTL	53	12	12	24	16
	NSH	19	4	8	12	10
TOTAL	72	16	20	36	26	
Craig Smith	72	14	22	36	30	
Colin Wilson	68	15	20	35	21	
Jordin Tootoo	77	6	24	30	92	
Matt Halischuk	73	15	13	28	27	
Nick Spaling	77	10	12	22	18	
Paul Gaustad	BUF	56	7	10	17	70
	NSH	14	0	4	4	6
TOTAL	70	7	14	21	76	
Kevin Klein	66	4	17	21	4	
Gabriel Bourque	43	7	12	19	6	
Roman Josi	52	5	11	16	14	
Hal Gill	MTL	53	1	7	8	29
	NSH	23	0	5	5	8
TOTAL	76	1	12	13	37	
Francis Bouillon	66	4	7	11	33	
Ryan Ellis	32	3	8	11	4	
Alexander Radulov	9	3	4	7	4	
Jonathon Blum	33	3	4	7	6	
Brandon Yip	COL	10	0	0	0	8
	NSH	25	3	4	7	20
TOTAL	35	3	4	7	28	
Jack Hillen	55	2	4	6	20	
Jerred Smithson	NSH	53	1	4	5	30
Blake Geoffrion	NSH	22	0	3	3	17
Niclas Bergfors	11	1	1	2	2	
Brian McGrattan	30	0	2	2	61	
Cal O'Reilly	NSH	5	0	1	1	2
Zack Stortini	1	0	0	0	7	
Ryan Thang	1	0	0	0	0	
Mattias Ekholm	2	0	0	0	0	
Chris Mueller	4	0	0	0	0	
Kyle Wilson	5	0	0	0	0	
Teemu Laakso	9	0	0	0	8	

GOALTENDER	GP	MIN	GAA	W	L	OT	SO	GA	SV%	G	A	PIM
Pekka Rinne	73	4168	2.39	43	18	8	5	166	.923	0	5	0
Anders Lindback	16	792	2.42	5	8	0	0	32	.912	0	1	0
TOTALS	82	4982	2.47	48	26	8	5	205	.919	0	6	0

No.	DATE	OPP.	SCORE	RESULT	GF	GA
1	Oct. 7	@CBJ	3-2	W	3	2
2	Oct. 8	@STL	4-2	W	7	4
3	Oct. 13	PHX	2-5	L	7	9
4	Oct. 15	NJD	2-3	SOL	11	12
5	Oct. 17	@EDM	1-3	L	12	15
6	Oct. 20	@VAN	1-5	L	13	20
7	Oct. 22	@CGY	2-0	W	15	20
8	Oct. 25	SJS	1-3	L	16	23
9	Oct. 27	TBL	5-3	W	21	26
10	Oct. 29	ANA	3-0	W	24	26
11	Oct. 31	@CHI	4-5	OTL	28	31
12	Nov. 3	@PHX	3-0	W	31	31
13	Nov. 5	@SJS	4-3	W (OT)	35	34
14	Nov. 8	@LA	3-4	L	38	38
15	Nov. 9	@ANA	4-2	W	42	40
16	Nov. 12	MTL	1-2	OTL	43	42
17	Nov. 15	WSH	3-1	W	46	43
18	Nov. 17	TOR	4-1	W	50	44
19	Nov. 19	CBJ	3-4	OTL	53	48
20	Nov. 22	EDM	2-6	L	55	54
21	Nov. 23	@MIN	2-3	L	57	57
22	Nov. 26	@DET	1-4	L	58	61
23	Nov. 28	@EDM	0-1	W	60	62
24	Nov. 29	@CGY	0-1	L	60	63
25	Dec. 1	@VAN	6-5	W	66	68
26	Dec. 3	BUF	2-3	L	68	71
27	Dec. 6	PHX	2-3	L	70	74
28	Dec. 8	@CBJ	4-3	W (OT)	74	77
29	Dec. 10	ANA	3-2	W	77	79
30	Dec. 13	CGY	2-1	W	79	80
31	Dec. 15	DET	4-3	W	83	83
32	Dec. 17	STL	2-1	W (SO)	85	84
33	Dec. 20	@WSH	1-4	L	86	88
34	Dec. 22	CBJ	6-5	W	92	93
35	Dec. 23	@DAL	3-6	L	95	99
36	Dec. 26	DET	1-4	L	96	103
37	Dec. 28	MIN	2-1	W (SO)	98	104
38	Dec. 30	@STL	2-1	W (SO)	100	105
39	Jan. 1	CGY	5-3	W	105	108
40	Jan. 5	DAL	1-4	L	106	112
41	Jan. 7	CAR	5-2	W	111	114
42	Jan. 10	@COL	4-1	W	115	115
43	Jan. 12	COL	3-2	W (OT)	118	117
44	Jan. 14	PHI	4-2	W	122	119
45	Jan. 16	@NYI	3-1	W	125	120
46	Jan. 17	@NYR	0-3	L	125	123
47	Jan. 19	@CBJ	3-0	W	128	123
48	Jan. 21	CHI	5-2	W	133	125
49	Jan. 23	CBJ	4-1	W	137	126
50	Jan. 24	@CHI	3-1	W	140	127
51	Jan. 31	@MIN	5-4	W	145	131
52	Feb. 2	@PHI	1-4	L	146	135
53	Feb. 4	STL	3-1	W	149	136
54	Feb. 7	VAN	3-4	SOL	152	140
55	Feb. 9	@OTT	3-4	L	155	144
56	Feb. 11	@BOS	3-4	SOL	158	148
57	Feb. 14	CHI	3-2	W	161	150
58	Feb. 17	@DET	1-2	L	162	152
59	Feb. 19	@DAL	3-2	W	165	154
60	Feb. 21	VAN	3-1	W	168	155
61	Feb. 23	STL	2-3	SOL	170	158
62	Feb. 25	SJS	6-2	W	176	160
63	Feb. 27	LAK	2-1	W	178	161
64	Feb. 28	@CAR	3-4	L	181	165
65	March 3	@FLA	3-1	W	184	166
66	March 6	LAK	4-5	L	188	171
67	March 8	COL	4-2	W	192	173
68	March 10	DET	3-2	W	195	175
69	March 12	@PHX	5-4	W (SO)	200	179
70	March 15	@SJS	1-2	SOL	201	181
71	March 17	@LA	2-4	L	203	185
72	March 18	@ANA	3-1	W	206	186
73	March 20	EDM	3-6	L	209	192
74	March 22	@PIT	1-5	L	210	197
75	March 24	WPG	3-1	W	213	198
76	March 25	@CHI	6-1	W	219	199
77	March 27	@STL	0-3	L	219	202
78	March 30	@DET	4-1	L	223	203
79	March 31	CHI	4-5	L	227	208
80	April 3	MIN	2-1	W (SO)	229	209
81	April 5	DAL	2-0	W	231	209
82	April 7	@COL	6-1	W	237	210

2011-12 NASHVILLE PREDATORS





2012-13 NHL SEASON

TEAM INFORMATION	COACHING STAFF	POSTSEASON	HOME UNIFORM	ROAD UNIFORM
RECORD: 16-23-9 (41 points) STANDING: 5th Central, 14th West NHL SEASON: 15th GENERAL MANAGER: David Poile CAPTAIN: Shea Weber	HEAD COACH: Barry Trotz ASSISTANT COACH: Peter Horachek ASSISTANT COACH: Lane Lambert GOALTENDING COACH: Mitch Korn	DID NOT QUALIFY		

PLAYER	GP	G	A	PTS	PIM
Shea Weber	48	9	19	28	48
David Legwand	48	12	13	25	20
Mike Fisher	38	10	11	21	27
Martin Erat	NSH	36	4	17	21
Colin Wilson	25	7	12	19	4
Roman Josi	48	5	13	18	8
Gabriel Bourque	34	11	5	16	4
Sergei Kostitsyn	46	3	12	15	11
Patric Hornqvist	24	4	10	14	14
Kevin Klein	47	3	11	14	9
Nick Spaling	47	9	4	13	18
Craig Smith	44	4	8	12	20
Matt Halischuk	36	5	6	11	10
Bobby Butler	NJD	14	1	1	0
	NSH	20	3	6	9
	TOTAL	34	4	7	11
Rich Clune	47	4	5	9	113
Brandon Yip	34	3	5	8	26
Taylor Beck	16	3	4	7	2
Jonathon Blum	35	1	6	7	6
Victor Bartley	24	0	7	7	6
Ryan Ellis	32	2	4	6	15
Paul Gaustad	23	2	3	5	20
Chris Mueller	18	2	3	5	6
Zach Boychuk	NSH	5	1	1	2
Daniel Bang	8	0	2	2	0
Austin Watson	6	1	0	1	0
Kevin Henderson	4	1	0	1	0
Joonas Rask	2	0	1	1	0
Filip Forsberg	5	0	1	1	0
Scott Hannan	NSH	29	0	1	1
Mattias Ekholm	1	0	0	0	0
Brian McGrattan	NSH	2	0	0	0
Hal Gill	32	0	0	0	12

GOALTENDER	GP	MINS	GAA	W	L	OT	SO	GA	SV%	G	A	PIM
Pekka Rinne	43	2444	2.43	15	16	8	5	99	.910	0	1	8
Chris Mason	11	467	3.73	1	7	1	0	29	.873	0	0	0
TOTALS	48	2929	2.72	16	23	9	5	133	.900	0	1	8

No.	DATE	OPP.	SCORE	RESULT	GF	GA
1	Jan. 19	@CBJ	2-3	SOL	2	3
2	Jan. 21	@STL	3-4	SOL	5	7
3	Jan. 22	@WIN	3-1	W	8	8
4	Jan. 24	@STL	0-3	L	8	11
5	Jan. 26	@ANA	2-3	SOL	10	14
6	Jan. 28	@PHX	0-4	L	10	18
7	Jan. 31	@LAK	2-1	W (SO)	12	19
8	Feb. 2	@SJS	2-1	W (SO)	14	20
9	Feb. 5	@STL	6-1	W	20	21
10	Feb. 7	@LAK	3-0	W	23	21
11	Feb. 9	@MIN	1-2	OTL	24	23
12	Feb. 10	@CHI	0-3	L	24	26
13	Feb. 12	SJS	1-0	W (OT)	25	26
14	Feb. 14	PHX	3-0	W	28	26
15	Feb. 16	ANA	2-3	SOL	30	29
16	Feb. 18	@COL	5-6	L	35	35
17	Feb. 19	DET	4-3	W (OT)	39	38
18	Feb. 22	VAN	0-1	L	39	39
19	Feb. 23	@DET	0-4	L	39	43
20	Feb. 25	DAL	5-4	W (OT)	44	47
21	Feb. 27	@ANA	1-5	L	45	52
22	March 2	@SJS	1-2	L	46	54
23	March 4	@LAK	1-5	L	47	59
24	March 8	EDM	6-0	W	53	59
25	March 9	MIN	1-2	SOL	54	61
26	March 12	@DAL	4-0	W	58	61
27	March 14	@VAN	4-7	L	62	68
28	March 15	@CGY	3-6	L	65	74
29	March 17	@EDM	2-3	L	67	77
30	March 19	@CBJ	3-4	L	70	81
31	March 21	CGY	5-3	W	75	84
32	March 23	CBJ	5-2	W	80	86
33	March 25	EDM	3-2	W	83	88
34	March 28	PHX	4-7	L	87	95
35	March 30	@COL	0-1	OTL	87	96
36	April 1	@CHI	2-3	SOL	89	99
37	April 2	COL	3-1	W	92	100
38	April 4	CBJ	1-3	L	93	103
39	April 6	CHI	0-1	L	93	104
40	April 7	@CHI	3-5	L	96	109
41	April 9	STL	0-1	L	96	110
42	April 12	DAL	2-5	L	98	115
43	April 14	DET	0-3	L	98	118
44	April 15	VAN	2-5	L	100	123
45	April 19	@CHI	4-5	OTL	104	128
46	April 23	CGY	4-3	W	108	131
47	April 25	@DET	2-5	L	110	136
48	April 27	@CBJ	1-3	L	111	139

2012-13 NASHVILLE PREDATORS



2013-14 NHL SEASON

TEAM INFORMATION	COACHING STAFF	POSTSEASON	HOME UNIFORM	ROAD UNIFORM
RECORD: 38-32-12 (88 points) STANDING: 6th Central, 10th West NHL SEASON: 16th GENERAL MANAGER: David Poile CAPTAIN: Shea Weber	HEAD COACH: Barry Trotz ASSISTANT COACH: Lane Lamsey ASSISTANT COACH: Phil Housley GOALTENDING COACH: Mitch Korn	DID NOT QUALIFY		

PLAYER	GP	G	A	PTS	PIM
Shea Weber	79	23	33	56	52
Patric Hornqvist	76	22	31	53	28
Craig Smith	79	24	28	52	22
Mike Fisher	75	20	29	49	60
Roman Josi	72	13	27	40	18
David Legwand	62	10	30	40	30
Matt Cullen	77	10	29	39	32
Colin Wilson	81	11	22	33	21
Nick Spaling	71	13	19	32	14
Ryan Ellis	80	6	21	27	24
Gabriel Bourque	74	9	17	26	8
Seth Jones	77	6	19	25	24
Eric Nystrom	79	15	6	21	60
Paul Gaustad	75	10	11	21	61
Viktor Stalberg	70	8	10	18	32
Calle Jarnkrok	12	2	7	9	4
Mattias Ekholm	62	1	8	9	10
Rich Clune	58	3	4	7	166
Victor Bartley	50	1	5	6	23
Michael Del Zotto	42	2	9	11	10
NSH	25	1	4	5	8
TOTAL	67	3	13	16	18
Filip Forsberg	13	1	4	5	4
Matt Hendricks	44	2	2	4	54
Colton Sissons	17	1	3	4	4
Kevin Klein	47	1	2	3	21
Simon Moser	6	1	1	2	2
Mark Van Guilder	1	0	0	0	0
Taylor Beck	7	0	0	0	6
Joe Piskula	2	0	0	0	0
Patrick Eaves	25	2	3	5	2
NSH	5	0	0	0	0
TOTAL	30	2	3	5	2

GOALTENDER	GP	MIN	GAA	W	L	OT	SO	GA	SV%	G	A	PIM
Carter Hutton	40	2085	2.62	20	11	4	1	91	.910	0	1	2
Pekka Rinne	24	1366	2.77	10	10	3	2	63	.902	0	0	0
Marek Mazanec	25	1369	2.80	8	10	4	2	64	.902	0	0	0
Devan Dubnyk	2	123	4.35	0	1	1	0	9	.850	0	0	0
Magnus Hellberg	1	12	5.00	0	0	0	0	1	.750	0	0	0
TOTALS	82	4989	2.80	38	32	12	5	233	.902	0	1	2



2013-14 NASHVILLE PREDATORS

No.	DATE	OPP.	SCORE	RESULT	GF	GA
1	Oct. 3	@STL	2-4	L	2	4
2	Oct. 4	@COL	1-3	L	3	7
3	Oct. 8	MIN	3-2	W	6	9
4	Oct. 10	TOR	0-4	L	6	13
5	Oct. 12	NYI	3-2	W	9	15
6	Oct. 15	FLA	4-3	W	13	18
7	Oct. 17	LAK	1-2	SOL	14	20
8	Oct. 19	@MTL	2-1	W	16	21
9	Oct. 20	@WPG	3-1	W	19	22
10	Oct. 22	@MIN	0-2	L	19	24
11	Oct. 24	WPG	3-2	W (OT)	22	26
12	Oct. 26	STL	1-6	L	23	32
13	Oct. 31	@PHX	4-5	SOL	27	37
14	Nov. 2	@LAK	4-3	W	31	40
15	Nov. 6	@COL	6-4	W	37	44
16	Nov. 8	@WPG	0-5	L	37	49
17	Nov. 10	@NJD	0-5	L	37	54
18	Nov. 12	@NYI	1-3	L	38	57
19	Nov. 15	@PIT	1-4	L	39	61
20	Nov. 16	CHI	7-2	W	46	63
21	Nov. 19	@DET	2-0	W	46	63
22	Nov. 21	@TOR	4-2	W	52	65
23	Nov. 23	NYR	0-2	L	52	67
24	Nov. 25	PHX	4-2	W	56	69
25	Nov. 27	@CBJ	4-0	W	60	69
26	Nov. 28	EDM	0-3	L	60	72
27	Nov. 30	PHI	2-3	SOL	62	75
28	Dec. 3	VAN	1-3	L	63	78
29	Dec. 5	CAR	2-5	L	65	83
30	Dec. 7	@WSH	4-1	W	67	88
31	Dec. 10	@NJR	4-1	W	71	89
32	Dec. 12	DAL	4-1	W	74	90
33	Dec. 14	SJS	3-2	W	77	92
34	Dec. 17	CHI	1-3	L	78	95
35	Dec. 19	@TBL	2-4	L	80	99
36	Dec. 21	MTL	3-4	OTL	83	103
37	Dec. 23	BOS	2-6	L	85	109
38	Dec. 27	@DAL	1-4	L	86	113
39	Dec. 28	LAK	3-2	W	89	115
40	Dec. 30	DET	6-4	W	95	119
41	Jan. 2	@BOS	4-1	OTL	97	122
42	Jan. 4	@FLA	4-5	SOL	101	127
43	Jan. 5	@CAR	1-2	L	102	129
44	Jan. 7	SJS	3-2	W	105	131
45	Jan. 9	ANA	3-4	L	108	135
46	Jan. 11	OTT	1-2	SOL	109	137
47	Jan. 12	MIN	0-4	L	109	141
48	Jan. 14	CGY	4-2	W	113	143
49	Jan. 16	@PHI	4-3	W (SO)	117	146
50	Jan. 18	COL	4-5	L	121	151
51	Jan. 20	DAL	4-1	W	125	152
52	Jan. 23	@VAN	2-1	W	127	153
53	Jan. 24	@CGY	4-5	SOL	131	158
54	Jan. 26	@EDM	1-5	L	132	163
55	Jan. 28	@WPG	4-3	W	136	166
56	Jan. 31	NJD	3-2	W (OT)	139	168
57	Feb. 1	@STL	3-4	SOL	142	172
58	Feb. 6	@MIN	2-3	OTL	144	175
59	Feb. 8	ANA	2-5	L	146	180
60	Feb. 27	TBL	3-2	W	148	182
61	March 1	WPG	1-3	L	150	185
62	March 4	PIT	1-3	L	151	188
63	March 6	STL	1-2	L	152	190
64	March 8	CBJ	0-1	L	152	191
65	March 10	@OTT	4-3	W (OT)	156	194
66	March 11	@BUF	4-1	W	160	195
67	March 14	@CHI	3-2	W	163	197
68	March 15	STL	1-4	L	164	201
69	March 18	@EDM	1-5	L	165	206
70	March 19	@VAN	0-2	L	165	208
71	March 21	@CGY	6-5	W	171	213
72	March 23	@CHI	2-0	W	173	213
73	March 25	COL	4-5	SOL	177	218
74	March 27	BUF	6-1	W	183	219
75	March 28	@DAL	3-7	L	186	226
76	March 30	WSH	4-3	W (SO)	190	229
77	April 4	@ANA	5-2	W	195	231
78	April 5	@SJS	3-0	W	198	231
79	April 8	@DAL	2-3	SOL	200	234
80	April 10	PHX	2-0	W	202	234
81	April 12	CHI	7-5	W	209	239
82	April 13	@MIN	7-3	W	216	242



2014-15 NHL SEASON

TEAM INFORMATION	COACHING STAFF	POSTSEASON	HOME UNIFORM	ROAD UNIFORM
RECORD: 47-25-10 (104 points) STANDING: 2nd Central, 3rd West NHL SEASON: 17th GENERAL MANAGER: David Poile CAPTAIN: Shea Weber	HEAD COACH: Peter Laviolette ASSISTANT COACH: Phil Housley ASSISTANT COACH: Kevin McCarthy GOALTENDING COACH: Ben Vanderklok	FIRST ROUND: Lost to Chicago, 4-2		

PLAYER	GP	G	A	PTS	PIM
Filip Forsberg	82	26	37	63	24
Mike Ribeiro	82	15	47	62	52
Roman Josi	81	15	40	55	26
Shea Weber	78	15	30	45	72
Craig Smith	82	23	21	44	44
Colin Wilson	77	20	22	42	22
Mike Fisher	59	19	20	39	39
James Neal	67	23	14	37	57
Ryan Ellis	58	9	18	27	27
Seth Jones	82	8	19	27	20
Matt Cullen	62	7	18	25	16
Mattias Ekholm	80	7	11	18	52
Calte Jankrok	74	7	11	18	18
Taylor Beck	62	8	8	16	18
Paul Gaustad	73	4	10	14	60
Gabriel Bourque	69	3	10	13	10
Eric Nystrom	60	7	5	12	15
Viktor Stalberg	25	2	8	10	18
Derek Roy	26	1	9	10	2
Victor Bartley	37	0	10	10	26
Anton Volchenkov	46	0	7	7	14
Olli Jokinen	NSH	48	3	3	6
Mike Santorelli	TOR	57	11	18	29
	NSH	22	1	3	4
	TOTAL	79	12	21	33
Cody Franson	TOR	55	6	26	32
	NSH	23	1	3	4
	TOTAL	78	7	29	36
MIKKKA SALOMAKI	1	1	0	1	0
MARK ARCOBELLO	4	1	0	1	0
RICH CLUNE	1	0	0	0	0
JOE PISKULA	1	0	0	0	2
KEVIN FIALA	1	0	0	0	0
VIKTOR ARVIDSSON	6	0	0	0	0
ANTHONY BITETTO	7	0	0	0	7

GOALTENDER	GP	MINS	GAA	W	L	OT	SO	GA	SV%	G	A	PIM
Pekka Rinne	64	3850	2.18	41	17	6	4	140	.923	0	1	8
Carter Hutton	18	1009	2.61	6	7	4	1	44	.902	0	0	0
Marek Mazanec	2	105	2.26	0	1	0	0	4	.915	0	0	0
TOTALS	82	5010	2.42	47	25	10	5	202	.913	0	1	8

No.	DATE	OPP.	SCORE	RESULT	GF	GA
1	Oct. 9	OTT	3-2	W	3	2
2	Oct. 11	DAL	4-1	W	7	3
3	Oct. 14	CGY	2-3	SOL	9	6
4	Oct. 17	@WPG	2-0	W	11	6
5	Oct. 18	@CHI	1-2	OTL	12	8
6	Oct. 21	ARI	4-3	W (SO)	16	11
7	Oct. 23	CHI	3-2	W	19	13
8	Oct. 25	PIT	0-3	L	19	16
9	Oct. 29	@EDM	4-1	W	23	17
10	Oct. 31	@CGY	3-4	L	26	27
11	Nov. 2	@VAN	3-1	W	29	22
12	Nov. 4	@WPG	1-3	L	30	25
13	Nov. 6	@DAL	3-2	W	33	27
14	Nov. 8	@STL	2-1	W	35	28
15	Nov. 11	EDM	3-2	W	38	30
16	Nov. 13	@STL	3-4	L	41	34
17	Nov. 15	WPG	2-1	W	43	35
18	Nov. 18	@TOR	9-2	W	52	37
19	Nov. 20	@OTT	2-3	L	54	40
20	Nov. 22	FLA	4-3	W (SO)	57	42
21	Nov. 25	LAK	4-3	W	61	45
22	Nov. 27	EDM	1-0	W (OT)	62	45
23	Nov. 29	CBJ	2-1	W	64	46
24	Dec. 2	@CAR	1-2	L	65	48
25	Dec. 4	STL	4-3	W	69	51
26	Dec. 6	CHI	1-3	L	70	54
27	Dec. 9	@COL	3-0	W	73	54
28	Dec. 11	@ARI	5-1	W	78	55
29	Dec. 13	@SJS	0-2	L	78	57
30	Dec. 16	BOS	3-2	W (SO)	81	64
31	Dec. 20	@MIN	6-5	W (OT)	92	87
32	Dec. 22	@CBJ	5-1	W	92	65
33	Dec. 23	@BOS	3-5	L	95	70
34	Dec. 27	PHI	4-1	W	99	71
35	Dec. 29	@CHI	4-5	SOL	103	76
36	Dec. 30	STL	3-2	W	106	78
37	Jan. 3	@LAK	7-6	W (OT)	113	84
38	Jan. 4	@ANA	3-4	SOL	116	88
39	Jan. 6	CAR	3-2	W	119	90
40	Jan. 8	DAL	3-2	W (OT)	122	93
41	Jan. 10	@MIN	3-1	W	125	92
42	Jan. 13	VAN	5-1	W	130	94
43	Jan. 16	WSH	4-3	W	134	97
44	Jan. 17	@DET	2-5	L	136	102
45	Jan. 20	@MTL	1-2	OTL	137	104
46	Jan. 27	COL	4-3	W (OT)	141	107
47	Jan. 29	@STL	4-5	SOL	145	112
48	Jan. 30	@COL	0-3	L	145	115
49	Feb. 1	@PIT	4-0	W	149	115
50	Feb. 3	TOR	4-3	W	153	118
51	Feb. 5	ANA	2-5	L	155	123
52	Feb. 7	NYR	3-2	W	158	125
53	Feb. 8	@FLA	3-2	W (SO)	161	127
54	Feb. 10	TBL	3-2	W (OT)	164	129
55	Feb. 12	WPG	3-1	W	167	130
56	Feb. 14	NJD	3-1	W	170	131
57	Feb. 17	SJS	5-1	W	175	132
58	Feb. 19	@NYI	2-5	L	177	137
59	Feb. 21	@PHI	2-3	SOL	179	140
60	Feb. 22	@BUF	2-1	W (SO)	181	143
61	Feb. 24	COL	2-2	L	186	143
62	Feb. 26	MIN	2-4	L	188	147
63	Feb. 28	DET	3-4	L	191	151
64	March 2	@NYR	1-4	L	192	155
65	March 3	@NJD	1-3	L	193	158
66	March 5	NYI	3-4	L	196	162
67	March 7	WPG	1-3	L	197	165
68	March 9	@ARI	2-1	W (OT)	199	166
69	March 12	@SJS	0-2	L	199	168
70	March 14	@LAK	2-1	W	201	169
71	March 15	@ANA	2-4	L	202	173
72	March 17	MIN	2-3	OTL	205	176
73	March 21	BUF	3-0	W	208	176
74	March 24	MTL	3-2	W (OT)	211	178
75	March 26	@TBL	3-2	W	214	180
76	March 28	@WSH	4-3	W	218	183
77	March 29	CGY	2-5	L	220	188
78	March 31	VAN	4-5	SOL	224	193
79	April 4	DAL	3-4	OTL	227	197
80	April 7	@COL	2-3	L	229	200
81	April 9	MIN	2-4	L	231	204
82	April 11	@DAL	1-4	L	232	208

2014-15 NASHVILLE PREDATORS





2015-16 NHL SEASON

TEAM INFORMATION	COACHING STAFF	POSTSEASON	HOME UNIFORM	ROAD UNIFORM
RECORD: 41-27-14 (96 points) STANDING: 4th Central, 7th West NHL SEASON: 16th GENERAL MANAGER: David Poile CAPTAIN: Shea Weber	HEAD COACH: Peter Laviolette ASSISTANT COACH: Phil Housley ASSISTANT COACH: Kevin McCarthy GOALTENDING COACH: Ben Vanderklok	FIRST ROUND: Def. Anaheim, 4-3 SECOND ROUND: Lost to San Jose, 4-3		

PLAYER		GP	G	A	PTS	PIM
Filip Forsberg		82	33	31	64	47
Roman Josi		81	14	47	61	43
James Neal		82	31	27	58	65
Shea Weber		78	20	31	51	27
Mike Ribeiro		81	7	43	50	62
Craig Smith		82	21	16	37	40
Mattias Ekholm		82	8	27	35	44
Ryan Johansen	CBJ	38	6	20	26	25
	NSH	42	8	26	34	36
	TOTAL	80	14	46	60	61
Ryan Ellis		79	10	22	32	35
Calle Järnkrok		81	16	14	30	14
Colin Wilson		64	6	18	24	14
Mike Fisher		70	13	10	23	29
Viktor Arvidsson		56	8	8	16	35
Seth Jones	NSH	40	1	10	11	10
Miikka Salomaki		61	5	5	10	28
Austin Watson		57	3	7	10	32
Cody Hodgson		39	3	5	8	6
Eric Nystrom		46	7	0	7	20
Colton Sissons		34	4	2	6	12
Paul Gaustad		63	2	4	6	46
Anthony Bitetto		28	1	5	6	19
Barret Jackman		73	1	4	5	76
Gabriel Bourque		22	1	3	4	18
Petter Granberg		27	0	2	2	13
Kevin Fiala		5	1	0	1	0
Cody Bass		17	0	0	0	17
Victor Bartley	NSH	1	0	0	0	0
Corey Potter		1	0	0	0	0
Stefan Elliott	ARI	19	2	4	6	4
	NSH	2	0	0	0	0
	TOTAL	21	2	4	6	4

GOALTENDER	GP	MIN	GAA	W	L	OT	SO	GA	SV%	G	A	PIM
Pekka Rinne	66	3895	2.48	34	21	10	4	161	.908	0	2	6
Carter Hutton	17	978	2.33	7	5	4	2	38	.918	0	1	0
Jouhe Saros	1	58	3.10	0	1	0	0	3	.870	0	0	0
TOTALS	82	4931	2.64	41	27	14	6	202	.899	0	3	6

2015-16 NASHVILLE PREDATORS



No.	DATE	OPP.	SCORE	RESULT	GF	GA
1	Oct. 8	CAR	2-1	W	2	1
2	Oct. 10	EDM	2-0	W	4	1
3	Oct. 13	@NJD	3-1	W	4	2
4	Oct. 15	@NYI	3-4	L	10	6
5	Oct. 17	@OTT	4-3	W (SO)	14	9
6	Oct. 20	TBL	5-4	W (SO)	19	13
7	Oct. 22	ANA	5-1	W	24	14
8	Oct. 24	PIT	1-2	OTL	25	16
9	Oct. 28	@SJS	2-1	W	27	17
10	Oct. 31	@LAK	3-4	OTL	30	21
11	Nov. 1	@ANA	2-4	L	32	25
12	Nov. 5	@MIN	5-2	W	35	27
13	Nov. 7	STL	0-4	L	35	31
14	Nov. 10	OTT	7-5	W	42	36
15	Nov. 12	TOR	1-2	OTL	43	38
16	Nov. 14	WPG	7-0	W	50	38
17	Nov. 17	ANA	3-2	W	53	40
18	Nov. 20	@CBJ	0-4	L	53	44
19	Nov. 21	@MIN	0-4	L	53	48
20	Nov. 23	@NVR	0-3	L	53	51
21	Nov. 25	@BUF	3-2	W	56	53
22	Nov. 27	@PHI	2-3	OTL	58	55
23	Nov. 28	BUF	1-4	L	59	60
24	Dec. 1	ARI	5-2	W	64	62
25	Dec. 3	FLA	1-2	L	65	64
26	Dec. 5	@DET	4-5	OTL	69	69
27	Dec. 7	@BOS	3-2	W	72	71
28	Dec. 8	@CHI	1-4	L	73	75
29	Dec. 10	CHI	5-1	W	78	76
30	Dec. 12	COL	2-3	L	80	79
31	Dec. 15	CGY	1-2	OTL	81	81
32	Dec. 17	@STL	1-2	L	82	83
33	Dec. 19	MIN	3-2	W	85	85
34	Dec. 21	MTL	5-1	W	90	86
35	Dec. 26	DET	2-3	L	92	89
36	Dec. 28	NVR	5-3	W	97	92
37	Dec. 29	@STL	3-4	OTL	100	96
38	Dec. 31	@DAL	1-5	L	101	101
39	Jan. 2	@CAR	2-1	W (OT)	103	102
40	Jan. 5	WPG	1-4	L	104	106
41	Jan. 8	@COL	3-5	L	107	111
42	Jan. 9	@ARI	0-4	L	107	115
43	Jan. 12	@CHI	2-3	L	109	118
44	Jan. 14	@WPG	4-5	OTL	113	123
45	Jan. 16	MIN	3-0	W	116	123
46	Jan. 19	CHI	1-4	L	117	127
47	Jan. 21	@WPG	4-1	W	121	128
48	Jan. 23	@EDM	4-1	W	125	129
49	Jan. 26	@VAN	2-1	W	127	130
50	Jan. 27	@CGY	2-1	W	129	131
51	Feb. 2	STL	0-1	L	129	132
52	Feb. 4	PHI	3-6	L	132	139
53	Feb. 6	SJS	6-2	W	138	140
54	Feb. 9	WSH	3-5	L	141	145
55	Feb. 12	@TBL	3-4	OTL	144	149
56	Feb. 13	@FLA	5-0	W	149	149
57	Feb. 15	DAL	2-3	OTL	151	152
58	Feb. 18	BOS	2-0	W	153	152
59	Feb. 20	LAK	1-2	OTL	154	154
60	Feb. 22	@MTL	2-1	W (SO)	156	155
61	Feb. 23	@TOR	3-2	W	159	157
62	Feb. 25	@CHI	3-1	W	162	158
63	Feb. 27	STL	5-0	W	167	158
64	March 1	DAL	5-3	W	172	161
65	March 3	NJD	4-5	OTL	176	166
66	March 5	@COL	5-2	W	181	168
67	March 8	@WPG	4-2	W	185	170
68	March 9	@CGY	2-3	OTL	187	173
69	March 12	@VAN	2-4	L	189	177
70	March 14	@EDM	3-2	W	192	179
71	March 17	NYI	4-2	W	196	181
72	March 18	@WSH	1-4	L	197	185
73	March 21	LAK	5-2	W	202	187
74	March 24	VAN	3-2	W (SO)	205	189
75	March 26	CBJ	5-1	W	210	190
76	March 28	COL	3-4	L	213	194
77	March 29	@DAL	2-5	L	215	199
78	March 31	@PIT	2-5	L	217	204
79	April 2	SJS	2-3	SOL	219	207
80	April 5	COL	4-3	W	223	210
81	April 7	ARI	3-2	W (OT)	226	212
82	April 9	@DAL	2-3	L	228	215



2016-17 NHL SEASON



TEAM INFORMATION	COACHING STAFF	POSTSEASON	HOME UNIFORM	ROAD UNIFORM
RECORD: 41-29-12 (94 points) STANDING: 4th Central, 8th West NHL SEASON: 19th GENERAL MANAGER: David Poile CAPTAIN: Mike Fisher	HEAD COACH: Peter Laviolette ASSISTANT COACH: Phil Housley ASSISTANT COACH: Kevin McCarthy GOALTENDING COACH: Ben Vanderklok	FIRST ROUND: Def. Chicago, 4-0 SECOND ROUND: Def. St. Louis, 4-2 WEST. CONF. FINAL: Def. Anaheim, 4-2 CUP FINAL: Lost to Pittsburgh, 4-2		

PLAYER	GP	G	A	PTS	PIM	
Viktor Arvidsson	80	31	30	61	28	
Ryan Johansen	82	14	47	61	60	
Filip Forsberg	82	31	27	58	32	
Roman Josi	72	12	37	49	18	
Mike Fisher	72	18	24	42	55	
James Neal	70	23	18	41	35	
P.K. Subban	66	10	30	40	44	
Ryan Ellis	71	16	22	38	29	
Colin Wilson	70	12	23	35	18	
Calle Jarnkrok	81	15	16	31	25	
Craig Smith	78	12	17	29	30	
Mike Ribeiro	46	4	21	25	14	
Mattias Ekholm	82	3	20	23	34	
Austin Watson	77	5	12	17	99	
Kevin Fiala	54	11	5	16	18	
Matt Irwin	74	3	11	14	26	
Colton Sissons	58	8	2	10	12	
Yannick Weber	73	1	7	8	25	
Anthony Bitetto	29	0	7	7	25	
Cody McLeod	COL	28	1	0	1	52
	NSH	31	4	1	5	93
	TOTAL	59	5	1	6	145
Harry Zolnierczyk	24	2	2	4	10	
Pontus Aberg	15	1	1	2	4	
Reid Boucher	NSH	3	1	0	1	0
Vernon Fiddler	NJD	39	1	2	3	29
	NSH	20	1	0	1	37
	TOTAL	59	2	2	4	66
Matt Carle	6	0	1	1	0	
Frederick Gaudreau	9	0	1	1	0	
Derek Grant	NSH	6	0	1	1	5
Brad Hunt	3	0	1	1	0	
PA Parenteau	NJD	59	13	14	27	35
	NSH	8	0	1	1	0
	TOTAL	67	13	15	28	35
Cody Bass	9	0	0	0	19	
Alexandre Carrier	2	0	0	0	0	
Petter Granberg	10	0	0	0	10	
Vladislav Kamenev	2	0	0	0	2	
Mike Liambas	1	0	0	0	0	
Adam Pardy	4	0	0	0	6	
Miikka Salomaki	5	0	0	0	2	
Trevor Smith	1	0	0	0	0	

GOALTENDER	GP	MINS	GAA	W	L	OT	SO	GA	SV%	G	A	PIM
Pekka Rinne	61	3568	2.42	31	19	9	2	144	.918	0	0	4
Jouhe Saros	21	1200	2.35	10	8	3	0	47	.923	0	1	0
Marek Mazanec	4	178	4.72	0	2	0	0	14	.839	0	1	0
TOTALS	82	4946	2.49	41	29	12	2	205	.917	0	2	4

No.	DATE	OPP.	SCORE	RESULT	GF	GA
1	Oct. 8	CAR	2-1	W	2	1
2	Oct. 10	EDM	2-0	W	4	1
3	Oct. 13	@NJD	3-1	W	7	2
4	Oct. 15	@NYI	3-4	L	10	6
5	Oct. 17	@OTT	4-3	W (SO)	14	9
6	Oct. 20	TBL	5-4	W (SO)	19	13
7	Oct. 22	ANA	5-1	W	24	14
8	Oct. 24	PIT	1-2	OTL	25	16
9	Oct. 28	@SJS	2-1	W	27	17
10	Oct. 31	@LAK	3-4	OTL	30	21
11	Nov. 1	@ANA	2-4	L	32	25
12	Nov. 5	@MIN	5-2	W	35	27
13	Nov. 7	STL	1-4	L	35	31
14	Nov. 10	OTT	7-5	W	42	36
15	Nov. 12	TOR	1-2	OTL	43	38
16	Nov. 14	WPG	7-0	W	50	38
17	Nov. 17	ANA	3-2	W	53	40
18	Nov. 20	@CBJ	0-4	L	53	44
19	Nov. 21	@MIN	0-4	L	53	48
20	Nov. 23	@NVR	0-3	L	53	51
21	Nov. 25	@BUF	3-2	W	56	53
22	Nov. 27	@PHI	2-3	OTL	58	55
23	Nov. 28	BUF	1-4	L	59	60
24	Dec. 1	ARI	5-2	W	64	62
25	Dec. 3	FLA	1-2	L	65	64
26	Dec. 5	@DET	4-5	OTL	69	69
27	Dec. 7	@BOS	3-2	W	72	71
28	Dec. 8	@CHI	1-4	L	73	75
29	Dec. 10	CHI	5-1	W	78	76
30	Dec. 12	COL	2-3	L	80	79
31	Dec. 15	CGY	1-2	OTL	81	81
32	Dec. 17	@STL	1-2	L	82	83
33	Dec. 19	MIN	3-2	W	85	85
34	Dec. 21	MTL	5-1	W	90	86
35	Dec. 26	DET	2-3	L	92	89
36	Dec. 28	NVR	5-3	W	97	92
37	Dec. 29	@STL	3-4	OTL	100	96
38	Dec. 31	@DAL	1-5	L	101	101
39	Jan. 2	@CAR	2-1	W (OT)	103	102
40	Jan. 5	WPG	1-4	L	104	106
41	Jan. 8	@COL	3-5	L	107	111
42	Jan. 9	@ARI	0-4	L	107	115
43	Jan. 12	@CHI	2-3	L	109	118
44	Jan. 14	@WPG	4-5	OTL	113	123
45	Jan. 16	MIN	3-0	W	116	123
46	Jan. 19	CHI	1-4	L	117	127
47	Jan. 21	@WPG	4-1	W	121	128
48	Jan. 23	@EDM	4-1	W	125	129
49	Jan. 26	@VAN	2-1	W	127	130
50	Jan. 27	@CGY	2-1	W	129	131
51	Feb. 2	STL	0-1	L	129	132
52	Feb. 4	PHI	3-6	L	132	139
53	Feb. 6	SJS	6-2	W	138	140
54	Feb. 9	WSH	3-5	L	141	145
55	Feb. 12	@TBL	3-4	OTL	144	149
56	Feb. 13	@FLA	5-0	W	149	149
57	Feb. 15	DAL	2-3	OTL	151	152
58	Feb. 18	BOS	2-0	W	153	152
59	Feb. 20	LAK	2-1	OTL	154	154
60	Feb. 22	@MTL	1-2	W (SO)	156	155
61	Feb. 23	@TOR	3-2	W	159	157
62	Feb. 25	@CHI	3-1	W	162	158
63	Feb. 27	STL	5-0	W	167	158
64	March 1	DAL	5-3	W	172	161
65	March 3	NJD	4-5	OTL	176	166
66	March 5	@COL	5-2	W	181	168
67	March 8	@WPG	4-2	W	185	170
68	March 9	@CGY	2-3	OTL	187	173
69	March 12	@VAN	2-4	L	189	177
70	March 14	@EDM	3-2	W	192	179
71	March 17	NYI	4-2	W	196	181
72	March 18	@WSH	1-4	L	197	185
73	March 21	LAK	5-2	W	202	187
74	March 24	VAN	3-2	W (SO)	205	189
75	March 26	CBJ	5-1	W	210	190
76	March 28	COL	3-4	L	213	194
77	March 29	@DAL	2-5	L	215	199
78	March 31	@PIT	2-3	L	217	204
79	April 2	SJS	2-5	SOL	219	207
80	April 5	COL	4-3	W	223	210
81	April 7	ARI	3-2	W (OT)	226	212
82	April 9	@DAL	2-3	L	228	215


2016-17 NASHVILLE PREDATORS





2017-18 NHL SEASON



TEAM INFORMATION	COACHING STAFF	POSTSEASON	HOME UNIFORM	ROAD UNIFORM
RECORD: 53-18-11 (117 points) STANDING: 1st Central, 1st West NHL SEASON: 20th GENERAL MANAGER: David Poile CAPTAIN: Roman Josi	HEAD COACH: Peter Laviolette ASSOCIATE COACH: Kevin McCarthy ASSISTANT COACH: Dan Muse GOALTENDING COACH: Ben Vanderklok	FIRST ROUND: Def. Colorado, 4-2 SECOND ROUND: Lost to Winnipeg, 4-3		

PLAYER		GP	G	A	PTS	PIM
Filip Forsberg		67	26	38	64	38
Viktor Arvidsson		78	29	32	61	36
P.K. Subban		82	16	43	59	82
Ryan Johansen		79	15	39	54	78
Roman Josi		75	14	39	53	24
Craig Smith		79	25	26	51	24
Kevin Fiala		80	23	25	48	26
Kyle Turris	OTT	11	3	6	9	2
	NSH	65	13	29	42	24
	TOTAL	76	16	35	51	26
Calle Jarnkrok		68	16	19	35	12
Mattias Ekholm		81	10	24	34	46
Ryan Ellis		44	9	23	32	6
Colton Sissons		81	9	18	27	42
Nick Bonino		71	12	13	25	20
Scott Hartnell		62	13	11	24	82
Austin Watson		76	14	5	19	123
Alexei Emelin		76	1	8	9	40
Miikka Salomaki		58	2	6	8	34
Matt Irwin		50	2	6	8	8
Pontus Aberg		37	2	6	8	8
Ryan Hartman	CHI	57	8	17	25	58
	NSH	21	3	3	6	14
	TOTAL	78	11	20	31	72
Yannick Weber		47	2	3	5	16
Mike Fisher		16	2	2	4	8
Anthony Bitetto		32	1	2	3	27
Juuse Saros		26	0	3	3	0
Frederick Gaudreau		20	0	3	3	2
Samuel Girard	NSH	5	1	2	3	2
Cody McLeod	NSH	23	1	1	2	72
Pekka Rinne		59	0	1	1	6
Feli Tolvanen		3	0	0	0	0

GOALTENDER	GP	MINS	GAA	W	L	OT	SO	GA	SV%	G	A	PIM
Pekka Rinne	59	3475	2.31	42	13	4	8	134	.927	0	1	6
Juuse Saros	26	1497	2.45	11	5	7	3	61	.925	0	3	0
TOTALS	82	4972	2.35	53	18	11	11	195	.926	0	4	6

2017-18 NASHVILLE PREDATORS



No.	DATE	OPP.	SCORE	RESULT	GF	GA
1	Oct. 5	@BOS	3-4	L	3	4
2	Oct. 7	@PIT	0-4	L	3	8
3	Oct. 10	PHI	6-5	W	9	13
4	Oct. 12	DAL	4-1	W	13	14
5	Oct. 14	@CHI	1-2	OTL	14	16
6	Oct. 17	COL	4-1	W	18	17
7	Oct. 19	@PHI	1-0	W	19	17
8	Oct. 21	@NYR	2-4	L	21	21
9	Oct. 24	CGY	2-3	SOL	23	24
10	Oct. 27	@CHI	2-1	W	25	25
11	Oct. 28	NYI	2-2	L	27	31
12	Nov. 1	@SJS	1-4	L	28	35
13	Nov. 3	@ANA	5-3	W	33	38
14	Nov. 4	@LAK	4-3	W (OT)	37	41
15	Nov. 7	@CBJ	3-1	W	40	42
16	Nov. 11	PIT	5-4	W (SO)	45	46
17	Nov. 14	WSH	6-3	W	51	49
18	Nov. 16	@MIN	4-6	L	55	55
19	Nov. 18	COL	5-2	W	60	57
20	Nov. 20	WPG	3-3	W	65	60
21	Nov. 22	MTL	4-0	W (SO)	68	62
22	Nov. 24	@STL	2-0	W	70	62
23	Nov. 26	@CAR	3-4	SOL	73	66
24	Nov. 28	CHI	3-2	W	76	68
25	Nov. 30	VAN	3-5	L	79	73
26	Dec. 2	ANA	3-2	W (SO)	82	75
27	Dec. 4	BOS	5-3	W	87	78
28	Dec. 5	@DAL	5-2	W	92	80
29	Dec. 8	VGK	3-4	SOL	95	84
30	Dec. 13	@VAN	7-1	W	102	85
31	Dec. 14	@EDM	4-0	W	106	85
32	Dec. 16	@CGY	2-0	W	108	85
33	Dec. 19	WPG	4-6	L	112	91
34	Dec. 21	CAR	1-4	L	113	95
35	Dec. 23	@DAL	3-4	SOL	116	99
36	Dec. 27	@STL	2-1	W	118	100
37	Dec. 29	@MIN	2-4	L	120	104
38	Dec. 30	MIN	3-0	W	123	104
39	Jan. 2	@VGK	0-3	L	123	107
40	Jan. 4	@ARI	2-3	OTL	125	110
41	Jan. 6	@LAK	4-3	W	129	113
42	Jan. 9	EDM	2-1	W	131	114
43	Jan. 16	VGK	1-0	W	132	114
44	Jan. 18	ARI	3-2	W (SO)	135	116
45	Jan. 20	FLA	4-3	W	139	119
46	Jan. 23	TBL	3-4	OTL	142	123
47	Jan. 25	@NJD	3-0	W	145	123
48	Jan. 30	CHI	1-2	L	146	125
49	Feb. 1	LAK	5-0	W	151	125
50	Feb. 3	NYR	5-2	W	156	127
51	Feb. 5	@NYI	5-4	W (OT)	161	131
52	Feb. 7	@TOR	2-3	SOL	163	134
53	Feb. 8	@OTT	3-4	OTL	166	138
54	Feb. 10	@MTL	3-2	W (SO)	169	140
55	Feb. 13	STL	4-3	W (OT)	173	143
56	Feb. 15	CGY	3-4	L	176	147
57	Feb. 17	DET	1-3	L	177	150
58	Feb. 19	OTT	5-2	W	182	152
59	Feb. 20	@DET	3-2	W	185	154
60	Feb. 22	SJS	7-1	W	192	155
61	Feb. 25	STL	4-0	W	196	156
62	Feb. 27	@WPG	6-5	W	202	160
63	March 1	@EDM	4-2	W	206	162
64	March 2	@VAN	4-3	W (OT)	210	165
65	March 4	@COL	4-3	W (OT)	214	168
66	March 6	DAL	2-0	W	216	168
67	March 8	ANA	4-2	W	220	170
68	March 10	NJD	2-3	SOL	222	173
69	March 13	WPG	3-1	W	225	174
70	March 15	@ARI	3-2	W	228	176
71	March 16	@COL	4-2	W	232	179
72	March 19	@BUF	4-0	W	236	178
73	March 22	TOR	2-5	L	238	183
74	March 24	@MIN	1-4	L	239	187
75	March 25	@WPG	4-5	SOL	243	192
76	March 27	MIN	2-1	W (SO)	245	193
77	March 29	SJS	5-3	W	250	196
78	March 31	BUF	4-1	L	254	203
79	April 1	@TBL	4-1	W	258	204
80	April 3	@FLA	1-2	L	259	206
81	April 5	@WSH	4-3	W	263	209
82	April 7	CBJ	4-2	W	267	211



2018-19 NHL SEASON

TEAM INFORMATION	COACHING STAFF	POSTSEASON	HOME UNIFORM	ROAD UNIFORM
RECORD: 47-29-6 (100 points) STANDING: 1st Central, 3rd West NHL SEASON: 21st GENERAL MANAGER: David Poile CAPTAIN: Roman Josi	HEAD COACH: Peter Laviolette ASSOCIATE COACH: Kevin McCarthy ASSISTANT COACH: Dan Muse GOALTENDING COACH: Ben Vanderklok	FIRST ROUND: Lost to Dallas, 4-2		

PLAYER	GP	G	A	PTS	PIM
Ryan Johansen	80	14	50	64	42
Roman Josi	82	15	41	56	42
Filip Forsberg	64	28	22	50	26
Viktor Arvidsson	58	34	14	48	26
Mattias Ekholm	80	8	36	44	47
Ryan Ellis	82	7	34	41	20
Craig Smith	76	21	17	38	20
Nick Bonino	81	17	18	35	18
Kevin Fiala	64	10	22	32	26
P.K. Subban	63	9	22	31	60
Colton Sissons	75	15	15	30	23
Calle Järnkrok	79	10	16	26	12
Kyle Turris	55	7	16	23	33
Ryan Hartman	64	10	10	20	44
Austin Watson	37	7	9	16	39
Rocco Grimaldi	53	5	8	13	10
Yannick Weber	62	2	6	8	18
Miikka Salomaki	37	3	4	7	8
Matt Irwin	44	1	6	7	38
Brian Boyle	47	13	6	19	22
	NSH	26	5	0	5
	TOTAL	73	18	6	24
Mikael Granlund	63	15	34	49	20
	MIN	16	1	4	5
	TOTAL	79	16	38	54
Dan Hamhuis	57	0	5	5	28
Frederick Gaudreau	55	3	1	4	2
Wayne Simmonds	62	16	11	27	90
	PHI	17	1	2	3
	TOTAL	79	17	13	30
Zac Rinaldo	23	1	2	3	20
Anthony Bitetto	18	0	3	3	8
Eeli Tolvanen	4	1	1	2	0
Dante Fabbro	4	1	0	1	0
Matt Donovan	2	0	1	1	2
Rem Pitlick	1	0	0	0	2
Anthony Richard	1	0	0	0	0
Phillip Di Giuseppe	21	1	3	4	8
	NSH	3	0	0	0
	TOTAL	24	1	3	4
Colin Blackwell	6	0	0	0	2
Cody McLeod	7	0	0	0	7
Jouhe Saros	31	0	0	0	0
Pekka Rinne	56	0	0	0	4

GOALTENDER	GP	MINS	GAA	W	L	OT	SO	GA	SV%	G	A	PIM
Pekka Rinne	56	3220	2.42	30	19	4	4	130	.918	0	0	4
Jouhe Saros	31	1696	2.62	17	10	2	3	74	.915	0	0	0
TOTALS	82	4916	2.49	47	29	6	7	204	.917	0	0	4

No.	DATE	OPP.	SCORE	RESULT	GF	GA
1	Oct. 4	@NVR	3-2	W	3	2
2	Oct. 6	@NYI	4-3	W	7	5
3	Oct. 9	CGY	0-3	L	7	8
4	Oct. 11	WPG	3-0	W	10	8
5	Oct. 13	NYI	5-2	W	15	10
6	Oct. 15	MIN	4-2	W	19	12
7	Oct. 19	@CGY	5-3	W	24	15
8	Oct. 20	@EDM	3-0	W	27	15
9	Oct. 23	SJS	4-5	L	31	20
10	Oct. 25	@NJ	4-3	W (OT)	38	23
11	Oct. 27	EDM	3-5	L	35	28
12	Oct. 30	VOK	4-1	W	42	29
13	Nov. 1	@TBL	4-1	W	46	30
14	Nov. 3	BOS	1-0	W	47	30
15	Nov. 7	@COL	4-1	W	51	31
16	Nov. 10	@DAL	5-4	W (OT)	56	35
17	Nov. 12	@ANA	1-2	SOL	57	37
18	Nov. 13	@SJS	4-5	L	61	42
19	Nov. 15	@ARI	1-2	L	62	44
20	Nov. 17	LAK	5-3	W	67	47
21	Nov. 19	TBL	3-2	W	70	49
22	Nov. 21	STL	4-1	W	74	50
23	Nov. 23	@STL	2-6	L	76	56
24	Nov. 25	ANA	5-2	W	81	58
25	Nov. 27	COL	2-3	L	83	61
26	Nov. 29	ARI	0-3	L	83	64
27	Dec. 1	CHI	5-2	W	88	66
28	Dec. 3	BUF	2-1	W	90	67
29	Dec. 6	@VAN	3-5	L	93	72
30	Dec. 8	@CGY	2-5	L	95	77
31	Dec. 11	OTT	3-1	W	98	78
32	Dec. 13	VAN	4-3	W (OT)	102	81
33	Dec. 15	NJD	2-1	W (SO)	104	82
34	Dec. 17	@OTT	3-4	OTL	107	86
35	Dec. 18	@CHI	1-2	L	108	88
36	Dec. 20	@PHI	1-2	L	109	90
37	Dec. 22	@BOS	2-5	L	111	95
38	Dec. 27	DAL	0-2	L	111	97
39	Dec. 29	NYR	3-4	L	114	101
40	Dec. 31	@WSH	6-3	W	120	104
41	Jan. 1	PHI	4-0	W	124	104
42	Jan. 4	@DET	3-4	OTL	127	108
43	Jan. 5	@MTL	4-1	W	131	109
44	Jan. 7	@TOR	4-0	W	135	109
45	Jan. 9	@CHI	4-3	W (OT)	139	112
46	Jan. 10	@CBJ	3-4	OTL	142	116
47	Jan. 13	@CAR	3-6	L	145	122
48	Jan. 15	WSH	7-2	W	152	124
49	Jan. 17	WPG	1-5	L	153	129
50	Jan. 19	FLA	2-4	L	155	133
51	Jan. 21	@COL	4-1	W	159	134
52	Jan. 23	@VGK	2-1	W	161	135
53	Feb. 1	@FLA	4-1	W	165	136
54	Feb. 2	DAL	1-3	L	166	139
55	Feb. 5	ARI	5-2	W	171	141
56	Feb. 7	DAL	3-2	W (OT)	174	143
57	Feb. 9	@STL	2-3	L	176	146
58	Feb. 10	STL	4-5	OTL	180	151
59	Feb. 12	DET	2-3	L	182	154
60	Feb. 14	MTL	3-1	W	185	155
61	Feb. 16	@VGK	1-5	L	186	160
62	Feb. 19	@DAL	5-3	W	191	163
63	Feb. 21	LAK	2-1	W	193	164
64	Feb. 23	COL	0-5	L	193	169
65	Feb. 25	EDM	3-2	W (SO)	196	171
66	Feb. 26	@STL	0-2	L	196	173
67	March 1	@WPG	3-5	L	199	178
68	March 3	@MIN	3-2	W (SO)	202	180
69	March 5	MIN	5-4	W (SO)	207	184
70	March 8	CAR	3-5	L	210	189
71	March 12	@ANA	2-3	L	212	192
72	March 14	@LAK	3-1	W	215	193
73	March 16	@SJS	4-2	W	219	195
74	March 19	TOR	3-0	W	222	195
75	March 21	PIT	1-2	SOL	223	197
76	March 23	@WPG	0-5	L	223	202
77	March 25	@MIN	1-0	W	224	202
78	March 29	@PIT	3-1	W	227	203
79	March 30	CBJ	2-5	L	229	208
80	April 2	@BUF	3-2	W	232	210
81	April 4	VAN	3-2	W	235	212
82	April 6	CHI	5-2	W	240	214

2018-19 NASHVILLE PREDATORS





2019-20 NHL SEASON

TEAM INFORMATION	COACHING STAFF	POSTSEASON	HOME UNIFORM	ROAD UNIFORM	ALT. UNIFORM
RECORD: 35-26-8 (78 points) STANDING: 5th Central, 6th West NHL SEASON: 22nd GENERAL MANAGER: David Poile CAPTAIN: Roman Josi	HEAD COACH: Peter Laviolette/John Hynes* ASSOCIATE COACH: Kevin McCarthy* ASSISTANT COACH: Dan Lambert ASSISTANT COACH: Dan Muse GOALTENDING COACH: Ben Vanderklok	QUALIF. ROUND: Lost to Arizona, 3-1			

PLAYER	GP	G	A	PTS	PIM	
Roman Josi	69	16	49	65	41	
Filip Forsberg	63	21	27	48	29	
Matt Duchene	66	13	29	42	24	
Ryan Ellis	49	8	30	38	19	
Ryan Johansen	68	14	22	36	45	
Nick Bonino	67	18	17	35	16	
Calle Jarnkrok	64	15	19	34	14	
Mattias Ekholm	68	8	25	33	32	
Craig Smith	69	18	13	31	34	
Rocco Grimaldi	66	10	21	31	10	
Kyle Turris	62	9	22	31	22	
Mikael Granlund	63	17	13	30	28	
Viktor Arvidsson	57	15	13	28	26	
Colton Siisson	57	9	6	15	20	
Austin Watson	53	6	8	14	65	
Dante Fabbro	64	5	6	11	38	
Colin Blackwell	27	3	7	10	10	
Dan Hamhuis	60	0	8	8	35	
Yakov Trenin	21	2	4	6	9	
Jarred Tinordi	28	1	4	5	34	
Pekka Rinne	36	1	2	3	0	
Yannick Weber	41	1	2	3	14	
Matt Irwin	NSH	27	0	2	2	11
Miikka Salomaki	NSH	5	1	0	1	4
Daniel Carr		11	1	0	1	4
Mathieu Olivier		8	0	1	1	4
Anthony Richard		1	0	0	0	0
Steven Santini		2	0	0	0	2
Alexandre Carrier		3	0	0	0	2
Korbinian Holzer		46	1	3	4	35
	ANA	3	0	0	0	2
	NSH	3	0	0	0	2
TOTAL		49	1	3	4	37
Juuse Saros		40	0	0	0	0

GOALTENDER	GP	MIN	GAA	W	L	OT	SO	GA	SV%	G	A	PIM
Juuse Saros	40	2177	2.70	17	12	4	4	98	.914	0	0	0
Pekka Rinne	36	1988	3.17	18	14	4	3	105	.895	1	2	0
TOTALS	69	4165	2.92	35	26	8	7	203	.905	1	2	0



No.	DATE	OPP.	SCORE	RESULT	GF	GA
1	Oct. 3	MIN	5-2	W	5	2
2	Oct. 5	DET	3-5	L	8	7
3	Oct. 8	SJS	5-2	W	13	9
4	Oct. 10	WSH	6-5	W	19	14
5	Oct. 12	@LAK	4-7	L	23	21
6	Oct. 15	@VGK	5-2	W	28	23
7	Oct. 17	@ARI	2-5	L	30	28
8	Oct. 19	FLA	2-3	SOL	32	31
9	Oct. 22	ANA	6-1	W	38	32
10	Oct. 24	MIN	4-0	W	42	34
11	Oct. 26	@CHI	3-2	W (OT)	45	34
12	Oct. 29	CHI	3-0	W	48	34
13	Oct. 31	CGY	5-6	L (OT)	53	40
14	Nov. 2	NYR	1-2	L	54	42
15	Nov. 4	@DET	6-1	W	60	43
16	Nov. 7	@COL	4-9	L	64	52
17	Nov. 9	@SJS	1-2	SOL	65	54
18	Nov. 12	@VAN	3-5	L	68	59
19	Nov. 16	CHI	2-7	L	70	66
20	Nov. 19	WPG	1-2	L	71	68
21	Nov. 21	VAN	3-6	L	74	74
22	Nov. 23	@STL	4-2	W	78	76
23	Nov. 25	STL	3-2	W (SOL)	81	78
24	Nov. 27	VGK	3-4	OTL	84	82
25	Nov. 29	@CAR	0-0	W	87	82
26	Nov. 30	@FLA	0-3	L	87	85
27	Dec. 3	TBL	2-3	OTL	89	88
28	Dec. 7	NJD	6-4	W	95	92
29	Dec. 10	SJS	3-1	W	98	93
30	Dec. 12	@BUF	3-4	L	102	97
31	Dec. 14	DAL	1-4	L	107	101
32	Dec. 16	@NYR	5-2	W	107	103
33	Dec. 17	@NYI	8-3	W	115	106
34	Dec. 19	@OTT	4-5	OTL	119	111
35	Dec. 21	@BOS	4-3	W (OT)	123	114
36	Dec. 23	ARI	3-2	W	126	116
37	Dec. 27	PIT	2-5	L	128	121
38	Dec. 28	@PIT	4-6	L	132	127
39	Jan. 1	@DAL	2-4	W	134	131
40	Jan. 4	@LAK	4-1	W	138	132
41	Jan. 5	@ANA	4-5	SOL	142	137
42	Jan. 7	BOS	2-6	L	144	143
43	Jan. 9	@CHI	5-2	W	149	145
44	Jan. 12	@WPG	1-0	W	150	145
45	Jan. 14	@EDM	2-4	L	152	149
46	Jan. 16	ANA	2-4	L	154	153
47	Jan. 18	BUF	2-1	W	156	154
48	Jan. 27	TOR	2-5	L	158	159
49	Jan. 29	@WSH	5-4	W	163	163
50	Jan. 30	@NJD	6-5	W (SO)	169	168
51	Feb. 1	VGK	0-3	L	169	171
52	Feb. 4	@WPG	2-1	W (OT)	171	172
53	Feb. 6	@CGY	3-2	W	174	174
54	Feb. 8	@EDM	2-3	L	176	177
55	Feb. 10	@VAN	2-6	L	178	183
56	Feb. 13	NYI	5-0	W	183	183
57	Feb. 15	@STL	4-3	W	187	186
58	Feb. 16	STL	2-1	W	189	187
59	Feb. 18	CAR	1-4	L	190	191
60	Feb. 21	@CHI	1-2	OTL	191	193
61	Feb. 22	CBJ	4-3	W (SO)	195	196
62	Feb. 25	OTT	3-2	W	198	198
63	Feb. 27	CGY	4-3	W (OT)	202	201
64	Feb. 29	COL	2-3	L	204	204
65	March 2	EDM	3-8	L	207	212
66	March 3	@MIN	1-3	L	208	215
67	March 5	DAL	2-0	W	210	215
68	March 7	@DAL	1-0	W	211	215
69	March 10	@MTL	4-2	W	215	217

* Peter Laviolette and Kevin McCarthy were relieved of their coaching duties on Jan. 5, 2020. John Hynes was hired as head coach on Jan. 7, 2020; Rob Scuderi was named an interim assistant coach the same day.



2020-21 NHL SEASON



TEAM INFORMATION	COACHING STAFF	POSTSEASON	HOME UNIFORM	ROAD UNIFORM	REVERSE RETRO
RECORD: 31:23-2 (64 points) STANDING: 4th Central NHL SEASON: 23rd GENERAL MANAGER: David Poile CAPTAIN: Roman Josi	HEAD COACH: John Hynes ASSISTANT COACH: Dan Hinote ASSISTANT COACH: Dan Lambert ASSISTANT COACH: Todd Richards GOALTENDING COACH: Ben Vanderklok	FIRST ROUND: Lost to Carolina, 4-2			

PLAYER	GP	G	A	PTS	PIM
Roman Josi	48	8	25	33	20
Filip Forsberg	39	12	20	32	16
Calle Jarnkrok	49	13	15	28	14
Mikael Granlund	51	13	14	27	14
Viktor Arvidsson	50	10	15	25	21
Mattias Ekholm	48	6	17	23	14
Eeli Tolvanen	40	11	11	22	4
Ryan Johansen	48	7	15	22	22
Erik Haula	51	9	12	21	14
Luke Kunin	38	10	9	19	13
Ryan Ellis	35	5	13	18	10
Nick Cousins	52	5	13	18	41
Colton Sissons	54	8	7	15	18
Rocco Grimaldi	40	10	3	13	4
Matt Duchene	34	6	7	13	6
Dante Fabbro	40	2	10	12	23
Yakov Trenin	45	5	6	11	22
Tanner Jeannot	15	5	2	7	2
Ben Harpur	34	0	7	7	17
Mathieu Olivier	30	3	2	5	70
Brad Richardson	17	1	3	4	4
Matt Benning	53	1	3	4	30
Alexandre Carrier	19	1	2	3	8
Rem Pitlick	10	0	2	2	4
Sean Malone	1	0	1	1	2
Tyler Lewington	2	0	1	1	9
Erik Gudbranson	36	1	2	3	47
NSH	9	0	1	1	12
TOTAL	45	1	3	4	59
Jeremy Davies	16	0	1	1	8
Mark Borowicki	22	0	1	1	38
Pekka Rinne	24	0	1	1	0
Frederic Allard	1	0	0	0	0
Kasimir Kaskisuo	1	0	0	0	0
Luca Sbisa	1	0	0	0	0
Cole Smith	1	0	0	0	0
David Farrance	2	0	0	0	0
Michael McCarron	6	0	0	0	16
Jarred Tinordi	7	0	0	0	4
Juuse Saros	36	0	0	0	2

GOALTENDER	GP	MINS	GAA	W	L	OT	SO	GA	SV%	G	A	PIM
Juuse Saros	36	2052	2.28	21	11	1	3	78	.927	0	0	2
Pekka Rinne	24	1310	2.84	10	12	1	2	62	.907	0	1	0
Kasimir Kaskisuo	1	15	0.00	0	0	0	0	1.000	0	0	0	0
TOTALS	56	3377	2.49	31	23	2	5	140	.920	0	1	2

No.	DATE	OPP.	SCORE	RESULT	GF	GA
1	Jan. 14	@CBJ	3-1	W	3	1
2	Jan. 16	CBJ	5-2	W	8	3
3	Jan. 18	CAR	2-4	L	10	7
4	Jan. 22	@DAL	0-7	L	10	14
5	Jan. 24	@DAL	2-3	L	12	17
6	Jan. 26	CHI	3-2	W (OT)	15	19
7	Jan. 27	CHI	2-1	W (SO)	17	20
8	Jan. 30	@TBL	3-4	L	20	24
9	Feb. 1	@TBL	2-5	L	22	29
10	Feb. 4	@FLA	6-5	W (OT)	28	34
11	Feb. 5	@FLA	1-2	L	29	36
12	Feb. 8	TBL	1-4	L	30	40
13	Feb. 9	TBL	1-6	L	31	46
14	Feb. 11	DET	3-2	W	34	48
15	Feb. 13	DET	2-4	L	36	52
16	Feb. 18	@CBJ	0-3	L	36	55
17	Feb. 20	@CBJ	4-2	W	40	57
18	Feb. 23	@DET	2-0	W	42	57
19	Feb. 25	@DET	2-5	L	44	62
20	Feb. 27	CBJ	2-1	W	46	63
21	Feb. 28	TBL	3-1	W	49	64
22	March 2	CAR	2-4	L	51	68
23	March 4	FLA	4-5	L	55	73
24	March 6	FLA	2-6	L	57	79
25	March 7	@DAL	4-3	W (SO)	61	82
26	March 9	@CAR	2-3	OTL	63	85
27	March 11	@CAR	1-5	L	64	90
28	March 13	@TBL	3-6	L	67	96
29	March 15	@TBL	4-1	W	71	97
30	March 18	@FLA	0-2	L	73	98
31	March 20	@DAL	4-5	W (SO)	77	100
32	March 21	@DAL	4-5	W	79	103
33	March 23	DET	2-0	W	79	103
34	March 25	DET	7-1	W	86	104
35	March 27	@CHI	3-1	W	89	105
36	March 28	@CHI	3-2	W	92	107
37	March 30	DAL	3-2	W (OT)	95	109
38	April 1	DAL	1-4	L	96	113
39	April 3	CHI	3-0	W	99	113
40	April 6	@DET	3-2	W (SO)	102	115
41	April 8	@DET	7-1	W	109	116
42	April 10	TBL	0-3	L	109	119
43	April 11	DAL	3-2	W (SO)	112	121
44	April 13	TBL	7-2	W	119	123
45	April 15	@CAR	1-4	L	120	127
46	April 17	@CAR	1-3	L	121	130
47	April 19	CHI	5-2	W	126	132
48	April 21	@CHI	4-5	OTL	130	137
49	April 23	@CHI	3-1	W	133	138
50	April 26	FLA	4-1	W	137	139
51	April 27	FLA	4-7	L	141	146
52	May 1	DAL	1-0	W (OT)	142	146
53	May 3	@CBJ	4-3	W (OT)	146	149
54	May 5	@CBJ	2-4	L	148	153
55	May 8	CAR	3-1	W	151	154
56	May 10	CAR	5-0	W	156	154



TEAM INFORMATION	COACHING STAFF	POSTSEASON	HOME UNIFORM	ROAD UNIFORM
RECORD: 45-30-7 (97 points) STANDING: 5th Central NHL SEASON: 24th GENERAL MANAGER: David Poile CAPTAIN: Roman Josi	HEAD COACH: John Hynes ASSISTANT COACH: Dan Hinote ASSISTANT COACH: Dan Lambert ASSISTANT COACH: Todd Richards GOALTENDING COACH: Ben VanderKlok	FIRST ROUND: Lost to Colorado, 4-0		

PLAYER	GP	G	A	PTS	PIM	
Roman Josi	80	23	73	96	46	
Matt Duchene	78	43	43	86	38	
Filip Forsberg	69	42	42	84	22	
Mikael Granlund	80	11	53	64	33	
Ryan Johansen	79	26	37	63	53	
Tanner Jeannot	81	24	17	41	130	
Philp Tomasino	76	11	21	32	10	
Mattias Ekholm	76	6	25	31	44	
Alexandre Carrier	77	3	27	30	50	
Colton Sissons	79	7	21	28	30	
Yakov Trenin	80	17	7	24	46	
Dante Fabbro	66	3	21	24	24	
Eeli Tolvanen	75	11	12	23	16	
Luke Kunin	82	13	9	22	99	
Nick Cousins	68	9	13	22	31	
Michael McCarron	51	7	7	14	70	
Matt Benning	65	0	11	11	39	
Thomas Novak	27	1	6	7	2	
Matt Luff	23	3	3	6	4	
Philippe Myers	27	1	3	4	12	
Mark Borowiecki	57	0	4	4	151	
Matt Tennyson	8	0	3	3	4	
Jeremy Davies	6	0	2	2	2	
Jeremy Lauzon	SEA	53	1	5	6	67
	NSH	13	1	0	1	14
TOTAL	66	2	5	7	81	
Cody Glass	8	0	1	1	0	
Mathieu Olivier	10	0	1	1	14	
Ben Harpur	19	0	1	1	27	
Kole Sherwood	1	0	0	0	0	
Connor Ingram	3	0	0	0	0	
Rocco Grimaldi	7	0	0	0	2	
Cole Smith	8	0	0	0	0	
David Rittich	17	0	0	0	2	
Juuse Saros	67	0	0	0	0	

GOALTENDER	GP	MINS	GAA	W	L	OT	SO	GA	SV%	G	A	PIM
Juuse Saros	67	3932	2.64	38	25	3	4	173	.918	0	0	0
David Rittich	17	823	3.57	6	3	4	0	49	.886	0	0	0
Connor Ingram	3	178	3.71	1	2	0	0	11	.879	0	0	0
TOTALS	82	4933	2.83	45	30	7	4	233	.911	0	0	0



No.	DATE	OPP.	SCORE	RESULT	GF	GA
1	Oct. 14	SEA	3-4	L	3	4
2	Oct. 16	CAR	2-3	L	5	7
3	Oct. 19	LAK	2-1	W	7	8
4	Oct. 21	NYR	1-3	L	8	11
5	Oct. 23	@WPG	4-6	L	12	17
6	Oct. 24	@MIN	5-2	W	17	19
7	Oct. 26	SJS	3-1	W	20	20
8	Oct. 30	NYI	3-2	W (SO)	23	22
9	Nov. 2	@CGY	3-2	W (OT)	26	24
10	Nov. 3	@EDM	2-5	L	28	29
11	Nov. 5	@VAN	3-2	W	31	31
12	Nov. 7	@DAL	1-2	OTL	32	33
13	Nov. 10	@DAL	4-2	W	36	35
14	Nov. 11	@STL	4-3	W (OT)	40	38
15	Nov. 13	ARI	4-1	W	44	39
16	Nov. 16	@TOR	0-3	L	44	42
17	Nov. 20	@MTL	3-6	L	47	48
18	Nov. 22	ANA	3-2	W	50	50
19	Nov. 24	VGK	2-5	L	52	55
20	Nov. 26	NJD	4-2	W	56	57
21	Nov. 27	@COL	2-6	L	58	63
22	Nov. 30	CBJ	6-0	W	63	64
23	Dec. 2	BOS	0-2	L	64	65
24	Dec. 4	MTL	4-3	W (OT)	68	68
25	Dec. 7	@DET	5-2	W	73	70
26	Dec. 9	@NYI	4-3	W	77	73
27	Dec. 10	@NJD	3-2	W	80	75
28	Dec. 12	@NYR	1-0	W	81	75
29	Dec. 16	COL	5-2	W	86	79
30	Dec. 17	@CHI	3-2	W (OT)	89	77
31	Dec. 29	@WSH	3-5	L	92	84
32	Dec. 30	@CBJ	3-4	OTL	95	89
33	Jan. 1	CHI	6-1	W	101	88
34	Jan. 4	@VGK	3-2	W	104	91
35	Jan. 6	@LAK	4-2	W	108	93
36	Jan. 8	@ARI	4-2	W	112	95
37	Jan. 11	COL	5-4	W (OT)	117	99
38	Jan. 13	BUF	1-4	L	118	103
39	Jan. 15	@BOS	3-4	OTL	121	107
40	Jan. 17	@STL	3-5	L	124	112
41	Jan. 18	VAN	1-3	L	125	115
42	Jan. 20	WPG	5-2	W	130	117
43	Jan. 22	DET	4-1	W	134	118
44	Jan. 25	@SEA	4-2	W	138	120
45	Jan. 27	@EDM	2-3	OTL	140	123
46	Feb. 1	VAN	4-2	W	144	125
47	Feb. 9	@DAL	3-4	L	147	129
48	Feb. 12	WPG	2-5	L	149	134
49	Feb. 15	WSH	1-4	L	150	138
50	Feb. 18	@CAR	3-5	L	153	143
51	Feb. 22	@FLA	6-4	W	159	147
52	Feb. 24	DAL	2-1	W (SO)	161	148
53	Feb. 26	TBL	2-3	L	163	151
54	March 2	@SEA	3-4	L	166	155
55	March 5	@SJS	8-0	W	174	155
56	March 8	DAL	2-1	W	176	156
57	March 10	ANA	4-1	W	180	157
58	March 12	STL	4-7	L	184	164
59	March 13	@MIN	6-2	W	190	166
60	March 15	PIT	4-1	W	196	167
61	March 17	@PHI	4-5	L	198	172
62	March 19	TOR	6-3	W	204	175
63	March 21	@ANA	6-3	W	210	178
64	March 22	@LAK	1-6	L	211	184
65	March 24	@VGK	1-6	L	212	190
66	March 27	PHI	5-4	W	217	194
67	March 29	OTT	4-1	W	221	195
68	April 1	@BUF	3-4	L	224	199
69	April 5	MIN	6-2	W	230	201
70	April 7	@OTT	3-2	W	233	203
71	April 9	FLA	1-4	L	234	207
72	April 10	@PIT	2-3	OTL	236	210
73	April 12	SJS	1-0	W (OT)	237	210
74	April 14	EDM	0-4	L	237	214
75	April 16	CHI	4-3	W	241	217
76	April 17	STL	3-8	L	244	225
77	April 19	CGY	3-2	W (SO)	247	227
78	April 23	@TBL	2-6	L	249	233
79	April 24	MIN	4-5	OTL	253	238
80	April 26	CGY	4-5	OTL	257	243
81	April 28	@COL	5-4	W (SO)	262	241
82	April 29	@ARI	4-5	L	266	252



PENALTY SHOTS

PREDATORS' ALL-TIME PENALTY SHOTS (13 GOALS, 21 STOPS)

NO.	DATE	PLAYER	GOALTENDER	SCORE	RESULT
1	11/18/99	Kimmo Timonen	Jeff Hackett	Montreal 1 at Nashville 6	GOAL
2	1/31/00	Randy Robitaille	Mike Richter	Nashville 1 at NY Rangers 5	NO GOAL
3*	12/23/00	David Legwand	Kirk McLean	Nashville 3 at NY Rangers 2 (OT)	GOAL
4	10/6/01	Vladimir Orszagh	Fred Brathwaite	St. Louis 2 at Nashville 2 (OT)	NO GOAL
5	1/23/03	Rem Murray	Mike Dunham	NY Rangers 4 at Nashville 2	NO GOAL
6	2/17/03	Adam Hall	Steve Shields	Boston 1 at Nashville 5	NO GOAL
7	11/5/05	David Legwand	Jason LaBarbera	Nashville 2 at Los Angeles 3 (SO)	NO GOAL
8	11/10/05	Steve Sullivan	Marty Turco	Dallas 3 at Nashville 5	NO GOAL
9	11/24/05	Paul Kariya	Jason LaBarbera	Los Angeles 3 at Nashville 4	NO GOAL
10	12/7/05	Steve Sullivan	Olaf Kolzig	Nashville 5 at Washington 2	NO GOAL
11	12/23/05	Steve Sullivan	Marc Denis	Nashville 5 at Columbus 4	NO GOAL
12	1/8/06	Steve Sullivan	Craig Anderson	Nashville 5 at Chicago 1	GOAL
13	3/21/06	Scott Hartnell	Manny Legace	Nashville 4 at Detroit 2 (SO)	NO GOAL
14*	11/16/06	Paul Kariya	Niklas Backstrom	Minnesota 7 at Nashville 6 (SO)	NO GOAL
15	12/23/06	Paul Kariya	Dan Cloutier	Los Angeles 0 at Nashville 7	NO GOAL
16	12/23/06	David Legwand	Dan Cloutier	Los Angeles 0 at Nashville 7	GOAL
17	2/19/07	J-P Dumont	Curtis Joseph	Phoenix 1 at Nashville 4	GOAL
18	2/28/07	Martin Erat	Evgeni Nabokov	Nashville 4 at San Jose 3 (SO)	NO GOAL
19	12/31/07	Scott Nichol	Marty Turco	Nashville 1 at Dallas 0	NO GOAL
20	2/27/08	Scott Nichol	Ryan Miller	Nashville 4 at Buffalo 8	NO GOAL
21	11/6/08	Vernon Fiddler	Miikka Kiprusoff	Nashville 6 at Calgary 7	GOAL
22	10/15/11	Sergei Kostitsyn	Johan Hedberg	New Jersey 3 at Nashville 2 (SO)	NO GOAL
23	11/9/11	Martin Erat	Jonas Hiller	Nashville 4 at Anaheim 2	GOAL
24	3/12/13	Rich Clune	Kari Lehtonen	Nashville 4 at Dallas 0	GOAL
25	4/14/13	Bobby Butler	Jimmy Howard	Detroit 0 at Nashville 3	NO GOAL
26	10/8/13	Eric Nystrom	Josh Harding	Minnesota 2 at Nashville 3	GOAL
27	1/11/14	Viktor Stalberg	Craig Anderson	Ottawa 2 at Nashville 1 (SO)	NO GOAL
28	12/15/15	Cody Hodgson	Karri Ramo	Calgary 2 at Nashville 1 (OT)	GOAL
29	2/12/17	Craig Smith	Kari Lehtonen	Dallas 3 at Nashville 5	NO GOAL
30*	2/13/18	Filip Forsberg	Carter Hutton	St. Louis 3 at Nashville 4	GOAL
31	2/22/18	Colton Sissons	Aaron Dell	San Jose 1 at Nashville 7	NO GOAL
32	4/3/21	Colton Sissons	Kevin Lankinen	Chicago 0 at Nashville 3	GOAL
33	4/8/21	Viktor Arvidsson	Jonathan Bernier	Nashville 7 at Detroit 1	GOAL
34	10/19/21	Filip Forsberg	Calvin Petersen	Los Angeles 1 at Nashville 2	NO GOAL

* = Penalty shot occurred in overtime. David Legwand's goal on Dec. 23, 2000 at 3:17 of overtime was the first overtime penalty-shot goal in NHL history.



PENALTY SHOTS AGAINST

OPPONENTS' ALL-TIME PENALTY SHOTS (16 GOALS, 33 STOPS)

NO.	DATE	PLAYER	GOALTENDER	SCORE	RESULT
1	12/1/98	Shaun Van Allen	Eric Fichaud	Ottawa 3 at Nashville 1	NO GOAL
2	12/19/98	Markus Naslund	Mike Dunham	Nashville 6 at Vancouver 4	GOAL
3	2/29/00	John Madden	Mike Dunham	New Jersey 2 at Nashville 1	NO GOAL
4	3/17/00	Jeremy Roenick	Tomas Vokoun	Nashville 4 at Phoenix 3 (OT)	GOAL
5	12/20/00	Gary Roberts	Mike Dunham	Nashville 3 at Toronto 1	NO GOAL
6	3/19/01	David Vyborny	Tomas Vokoun	Nashville 2 at Columbus 1	GOAL
7	3/22/01	Alexei Zhamnov	Tomas Vokoun	Nashville 2 at Chicago 1 (OT)	NO GOAL
8	4/9/02	Keith Tkachuk	Jan Lasak	Nashville 2 at St. Louis 3	NO GOAL
9*	10/15/02	Brad Isbister	Tomas Vokoun	Nashville 3 at NY Islanders 4 (OT)	NO GOAL
10	10/19/02	Pavel Bure	Tomas Vokoun	Nashville 2 at NY Rangers 2 (OT)	GOAL
11	10/30/02	Cory Stillman	Mike Dunham	Nashville 0 at St. Louis 7	NO GOAL
12	2/23/03	Robert Reichel	Tomas Vokoun	Nashville 5 at Toronto 2	NO GOAL
13	3/29/03	Dany Heatley	Tomas Vokoun	Atlanta 3 at Nashville 2	NO GOAL
14	4/1/03	Steve Thomas	Tomas Vokoun	Anaheim 2 at Nashville 1 (OT)	GOAL
15	12/13/03	Vaclav Nedorost	Tomas Vokoun	Florida 2 at Nashville 2 (OT)	NO GOAL
16	12/17/05	David Vyborny	Tomas Vokoun	Columbus 3 at Nashville 7	GOAL
17	12/30/05	Ryan Smyth	Tomas Vokoun	Nashville 2 at Edmonton 4	GOAL
18*	1/13/06	Frantisek Kaberle	Tomas Vokoun	Nashville 4 at Carolina 5 (OT)	GOAL
19	1/21/06	Trevor Letowski	Tomas Vokoun	Columbus 2 at Nashville 7	NO GOAL
20	11/22/06	Mike Modano	Tomas Vokoun	Nashville 0 at Dallas 1	NO GOAL
21	2/17/07	Pierre-Marc Bouchard	Tomas Vokoun	Minnesota 1 at Nashville 4	GOAL
22	10/27/07	Josef Stumpel	Dan Ellis	Florida 3 at Nashville 4	GOAL
23	12/10/07	Valtteri Filppula	Dan Ellis	Detroit 2 at Nashville 1	GOAL
24	1/3/08	Kyle Brodziak	Dan Ellis	Edmonton 2 at Nashville 5	NO GOAL
25	2/10/08	Keith Yandle	Dan Ellis	Nashville 6 at Phoenix 3	NO GOAL
26	2/19/11	Shane Doan	Pekka Rinne	Phoenix 3 at Nashville 2	NO GOAL
27	3/6/11	Jarome Iginla	Pekka Rinne	Nashville 2 at Calgary 3	GOAL
28	1/5/12	Steve Ott	Pekka Rinne	Dallas 4 at Nashville 1	NO GOAL
29	1/24/13	Patrik Berglund	Pekka Rinne	Nashville 0 at St. Louis 3	GOAL
30	3/14/13	Henrik Sedin	Chris Mason	Nashville 4 at Vancouver 7	GOAL
31	10/10/13	Carl Gunnarsson	Pekka Rinne	Toronto 4 at Nashville 0	NO GOAL
32	12/27/13	Antoine Roussel	Carter Hutton	Nashville 1 at Dallas 4	NO GOAL
33	3/6/14	Alex Steen	Pekka Rinne	St. Louis 2 at Nashville 1	NO GOAL
34	11/27/14	Jordan Eberle	Pekka Rinne	Edmonton 0 at Nashville 1 (OT)	NO GOAL
35*	4/4/15	Cody Eakin	Pekka Rinne	Dallas 4 at Nashville 3 (OT)	GOAL
36	12/19/15	Jason Zucker	Pekka Rinne	Minnesota 2 at Nashville 3	NO GOAL
37	1/9/16	Anthony Duclair	Carter Hutton	Nashville 0 at Arizona 4	NO GOAL
38	12/10/16	Shane Doan	Pekka Rinne	Nashville 1 at Arizona 4	NO GOAL
39	12/6/18	Elias Pettersson	Pekka Rinne	Nashville 3 at Vancouver 5	GOAL
40	1/21/19	Matt Nieto	Pekka Rinne	Nashville 4 at Colorado 1	NO GOAL
41	3/12/19	Max Jones	Pekka Rinne	Nashville 2 at Anaheim 3	NO GOAL
42	3/30/19	Cam Atkinson	Juuse Saros	Columbus 5 at Nashville 2	NO GOAL
43	10/22/19	Troy Terry	Pekka Rinne	Anaheim 1 at Nashville 6	NO GOAL
44	12/10/19	Barclay Goodrow	Juuse Saros	San Jose 1 at Nashville 3	NO GOAL
45	1/1/20	Denis Gurianov	Pekka Rinne	Nashville 2 at Dallas 4	NO GOAL
46	2/4/20	Patrik Laine	Juuse Saros	Nashville 2 at Winnipeg 1	NO GOAL
47	2/21/20	Brandon Saad	Pekka Rinne	Nashville 1 at Chicago 2	NO GOAL
48	1/6/22	Adrian Kempe	Juuse Saros	Nashville 4 at Los Angeles 2	NO GOAL
49	3/29/22	Connor Brown	Juuse Saros	Ottawa 1 at Nashville 4	NO GOAL

* = Penalty shot occurred in overtime



HAT TRICKS

PREDATORS' ALL-TIME HAT TRICKS

NO.	DATE	PLAYER	SCORE	GOALTENDER
1	11/10/99	Rob Valicevic	Nashville 4 at Chicago 2	Jocelyn Thibault (2), Steve Passmore
2	12/26/00	Scott Walker	Colorado 2 at Nashville 5	David Aebischer (2), Empty Net
3	12/15/01	Petr Tenkrat	Chicago 2 at Nashville 5	Steve Passmore
4	11/27/02	Andreas Johansson	San Jose 2 at Nashville 4	Evgeni Nabokov
5	11/29/03	Vladimir Orszagh	Buffalo 1 at Nashville 4	Martin Biron
6	12/22/03	Scott Walker	Phoenix 3 at Nashville 3 (OT)	Brian Boucher
7	2/18/04	Steve Sullivan	San Jose 3 at Nashville 7	Evgeni Nabokov
8	11/10/05	Steve Sullivan	Dallas 3 at Nashville 5	Marty Turco
9	2/4/06	Scott Hartnell	Chicago 0 at Nashville 6	Adam Munro (2), Craig Anderson
10	4/18/06	Paul Kariya	Detroit 3 at Nashville 6	Chris Osgood
11	12/14/06	Steve Sullivan	Ottawa 0 at Nashville 6	Ray Emery
12	1/20/07	David Legwand	Chicago 3 at Nashville 6	Nikolai Khabibulin (2), Empty Net
13	10/6/07	David Legwand	Dallas 1 at Nashville 5	Mike Smith
14	12/22/07	Jason Arnott	Los Angeles 3 at Nashville 4	Jason LaBarbera
15	3/4/08	Martin Erat	Nashville 5 at Edmonton 4	Mathieu Garon (2), Dwayne Roloson
16	2/28/09	Jason Arnott	Detroit 0 at Nashville 8	Chris Osgood
17	12/8/09	Martin Erat	Vancouver 2 at Nashville 4	Roberto Luongo
18	12/14/09	Steve Sullivan	Nashville 5 at Columbus 3	Steve Mason
19	1/18/11	J-P Dumont	Nashville 5 at Phoenix 2	Ilya Bryzgalov
20	3/20/11	Blake Geoffrion	Nashville 4 at Buffalo 3 (OT)	Ryan Miller
21	1/1/12	Sergei Kostitsyn	Calgary 3 at Nashville 5	Miikka Kiprusoff (2), Empty Net
22	1/24/14	Eric Nystrom (4g)	Nashville 4 at Calgary 5 (SO)	Karri Ramo (3), Reto Berra
23	10/23/14	James Neal	Chicago 2 at Nashville 3	Antti Raanta
24	12/5/15	Shea Weber	Nashville 4 at Detroit 5 (OT)	Petr Mrazek
25	2/23/16	Filip Forsberg	Nashville 3 at Toronto 2	James Reimer
26	2/27/16	Filip Forsberg	St. Louis 0 at Nashville 5	Jake Allen
27	3/14/16	James Neal	Nashville 3 at Edmonton 2	Laurent Brossoit
28	1/5/17	Colton Sissons	Nashville 6 at Tampa Bay 1	Andrei Vasilevskiy
29	2/11/17	Viktor Arvidsson	Florida 7 at Nashville 4	Roberto Luongo
30	2/21/17	Filip Forsberg	Calgary 6 at Nashville 5 (OT)	Brian Elliott
31	2/23/17	Filip Forsberg	Colorado 2 at Nashville 4	Jeremy Smith
32	4/7/18	Filip Forsberg	Columbus 2 at Nashville 4	Joonas Korpi (2), Empty Net
33	10/27/18	Filip Forsberg	Edmonton 5 at Nashville 3	Mikko Koskinen
34	11/7/18	Colton Sissons	Nashville 4 at Colorado 1	Semyon Varlamov
35	11/17/18	Calle Jarnkrok	Los Angeles 3 at Nashville 5	Calvin Petersen
36	11/25/18	Austin Watson	Anaheim 2 at Nashville 5	John Gibson (2), Empty Net
37	1/15/19	Viktor Arvidsson	Washington 2 at Nashville 7	Phoenix Copley
38	10/29/19	Nick Bonino	Chicago 0 at Nashville 3	Robin Lehner
39	2/13/20	Craig Smith	NY Islanders 0 at Nashville 5	Thomas Greiss (2), Semyon Varlamov (1)
40	3/25/21	Rocco Grimaldi (4g)	Detroit 1 at Nashville 7	Thomas Greiss (2), Calvin Pickard (2)
41	4/8/21	Viktor Arvidsson	Nashville 7 at Detroit 1	Jonathan Bernier
42	11/20/21	Matt Duchene	Nashville 3 at Montreal 6	Sam Montembeault
43	11/30/21	Filip Forsberg (4g)	Columbus 0 at Nashville 6	Elvis Merzlikins (3), Joonas Korpi (1)
44	4/5/22	Ryan Johansen	Minnesota 2 at Nashville 6	Marc-Andre Fleury (2), Empty Net (1)



HAT TRICKS AGAINST

OPPONENTS' ALL-TIME HAT TRICKS

NO.	DATE	PLAYER	SCORE	GOALTENDER
1	2/19/99	Joe Sakic	Colorado 4 at Nashville 4 (OT)	Mike Dunham
2	2/23/99	Mike Modano	Dallas 4 at Nashville 3	Mike Dunham
3	3/7/99	Keith Tkachuk	Nashville 3 at Phoenix 4	Mike Dunham
4	4/12/99	Luc Robitaille	Los Angeles 4 at Nashville 3	Mike Dunham
5	12/2/99	Pierre Turgeon	Nashville 1 at St. Louis 3	Mike Dunham (2), Empty Net
6	1/31/00	Radek Dvorak	Nashville 1 at NY Rangers 5	Mike Dunham
7	1/17/01	Jere Lehtinen	Nashville 3 at Dallas 4 (OT)	Tomas Vokoun
8	2/10/01	Geoff Sanderson	Nashville 2 at Columbus 3	Mike Dunham
9	1/14/02	Paul Kariya	Nashville 3 at Anaheim 5	Mike Dunham (2), Tomas Vokoun
10	1/28/02	Markus Naslund	Nashville 1 at Vancouver 5	Mike Dunham (2), Tomas Vokoun
11	11/23/02	Marian Gaborik	Nashville 2 at Minnesota 4	Mike Dunham
12	10/23/03	Ilya Kovalchuk	Nashville 2 at Atlanta 4	Tomas Vokoun (2), Empty Net
13	11/2/03	Bill Guerin	Nashville 3 at Dallas 7	Tomas Vokoun
14	12/18/03	Sheldon Souray	Nashville 4 at Montreal 5 (OT)	Tomas Vokoun
15	3/14/04	Brendan Shanahan	Nashville 2 at Detroit 3 (OT)	Tomas Vokoun
16	12/13/05	Nathan Horton	Nashville 3 at Florida 7	Brian Finley
17	12/2/06	Jeff Hamilton	Chicago 4 at Nashville 3 (OT)	Chris Mason
18	2/24/07	Tomas Holmstrom	Detroit 3 at Nashville 4 (OT)	Tomas Vokoun
19	10/11/07	Fredrik Sjostrom	Phoenix 6 at Nashville 3	Chris Mason
20	1/24/08	Radim Vrbata	Nashville 3 at Phoenix 4 (OT)	Chris Mason
21	2/9/08	Jonathan Cheechoo	Nashville 3 at San Jose 4	Chris Mason
22	10/15/08	Fabian Brunstrom	Nashville 4 at Dallas 6	Dan Ellis
23	10/23/08	Jarome Iginla	Calgary 5 at Nashville 3	Dan Ellis
24	12/8/08	B.J. Crombeen	Nashville 3 at St. Louis 6	Pekka Rinne
25	1/21/10	Scottie Upshall	Nashville 2 at Phoenix 4	Dan Ellis
26	11/3/10	Ed Jovanovski	Nashville 3 at Phoenix 4	Pekka Rinne
27	12/22/11	Jeff Carter	Columbus 5 at Nashville 6	Pekka Rinne
28	3/20/12	Ales Hemsky	Edmonton 6 at Nashville 3	Pekka Rinne (2), Anders Lindback
29	2/27/13	Kyle Palmieri	Nashville 1 at Anaheim 5	Pekka Rinne
30	3/4/13	Jeff Carter	Nashville 1 at Los Angeles 5	Pekka Rinne
31	3/15/13	Curtis Glencross	Nashville 3 at Calgary 6	Chris Mason (2), Empty Net
32	12/5/13	Jeff Skinner	Carolina 5 at Nashville 2	Marek Mazanec (2), Empty Net
33	4/11/15	Jamie Benn	Nashville 1 at Dallas 4	Carter Hutton (2), Empty Net
34	4/9/16	Jason Spezza	Nashville 2 at Dallas 3	Carter Hutton
35	10/15/16	Richard Panik	Nashville 3 at Chicago 5	Marek Mazanec
36	11/15/16	James van Riemsdyk	Nashville 2 at Toronto 6	Marek Mazanec
37	1/8/17	Ryan Hartman	Nashville 2 at Chicago 5	Pekka Rinne
38	10/28/17	John Tavares	NY Islanders 6 at Nashville 2	Juuse Saros
39	12/29/18	Mikael Granlund	Nashville 2 at Minnesota 4	Pekka Rinne
40	3/31/18	Sam Reinhart	Buffalo 7 at Nashville 4	Pekka Rinne (2), Juuse Saros
41	1/13/19	Sebastian Aho	Nashville 3 at Carolina 6	Pekka Rinne (2), Empty Net
42	2/10/19	Vladimir Tarasenko	St. Louis 5 at Nashville 4 (OT)	Juuse Saros
43	3/23/19	Kyle Connor	Nashville 0 at Winnipeg 5	Pekka Rinne
44	11/7/19	Joonas Donskoi	Nashville 4 at Colorado 9	Pekka Rinne (1), Juuse Saros (2)
45	3/2/20	Leon Draisaitl (4g)	Edmonton 8 at Nashville 3	Pekka Rinne
46	2/4/21	Jonathan Huberdeau	Nashville 6 at Florida 5 (OT)	Juuse Saros
47	2/25/21	Sam Gagner	Nashville 2 at Detroit 5	Pekka Rinne (2), Empty Net
48	3/6/21	Noel Acciari	Florida 6 at Nashville 2	Pekka Rinne
49	5/3/21	Emil Bemstrom	Nashville 4 at Columbus 3 (OT)	Juuse Saros
50	11/27/21	Mikko Rantanen	Nashville 2 at Colorado 6	David Rittich
51	4/14/22	Leon Draisaitl	Edmonton 4 at Nashville 0	Juuse Saros



SHUTOUTS

PREDATORS' ALL-TIME SHUTOUTS

NO.	DATE	GOALTENDER	SAVES	SCORE	NO.	DATE	GOALTENDER	SAVES	SCORE
1	1/15/99	Tomas Vokoun	31	Phoenix 0 at Nashville 2	80	2/7/13	Pekka Rinne	32	Los Angeles 0 at Nashville 3
2	3/24/99	Mike Dunham	27	Nashville 3 at Tampa Bay 0	81	2/12/13	Pekka Rinne	12	San Jose 0 at Nashville 1 (OT)
3	12/30/99	Tomas Vokoun	25	Atlanta 0 at Nashville 6	82	2/14/13	Pekka Rinne	19	Phoenix 0 at Nashville 3
4	11/30/00	Tomas Vokoun	22	Nashville 3 at Chicago 0	83	3/8/13	Pekka Rinne	24	Edmonton 0 at Nashville 6
5	1/19/01	Mike Dunham	35	Boston 0 at Nashville 1 (OT)	84	3/12/13	Pekka Rinne	32	Nashville 4 at Dallas 0
6	1/31/01	Mike Dunham	26	Nashville 3 at Anaheim 0	85	11/19/13	Marek Mazanec	27	Nashville 2 at Detroit 0
7	3/10/01	Tomas Vokoun	17	Nashville 3 at San Jose 0	86	11/27/13	Marek Mazanec	19	Nashville 4 at Columbus 0
8	3/21/01	Mike Dunham	23	Nashville 0 at Minnesota 0 (OT)	87	3/23/14	Pekka Rinne	29	Nashville 0 at Columbus 0
9	4/5/01	Mike Dunham	33	Calgary 0 at Nashville 4	88	4/5/14	Carter Hutton	35	Nashville 3 at San Jose 0
10	10/11/01	Mike Dunham	26	Calgary 0 at Nashville 1	89	4/10/14	Pekka Rinne	29	Phoenix 0 at Nashville 2
11	11/23/01	Tomas Vokoun	27	Pittsburgh 0 at Nashville 5	90	10/17/14	Pekka Rinne	31	Nashville 2 at Winnipeg 0
12	2/9/02	Tomas Vokoun	25	Nashville 1 at Columbus 0 (OT)	91	11/27/14	Pekka Rinne	37	Edmonton 0 at Nashville 1 (OT)
13	2/12/02	Mike Dunham	21	Florida 0 at Nashville 1	92	12/9/14	Pekka Rinne	26	Nashville 3 at Colorado 0
14	3/5/02	Mike Dunham	26	Nashville 2 at San Jose 0	93	2/1/15	Carter Hutton	21	Nashville 4 at Pittsburgh 0
15	2/13/03	Tomas Vokoun	36	NY Islanders 0 at Nashville 2	94	3/21/15	Pekka Rinne	24	Buffalo 0 at Nashville 3
16	2/25/03	Tomas Vokoun	19	Columbus 0 at Nashville 5	95	10/10/15	Pekka Rinne	31	Edmonton 0 at Nashville 2
17	2/27/03	Tomas Vokoun	22	Pittsburgh 0 at Nashville 6	96	11/14/15	Pekka Rinne	20	Winnipeg 0 at Nashville 7
18	12/20/03	Tomas Vokoun	21	Detroit 0 at Nashville 1	97	1/16/16	Carter Hutton	29	Minnesota 0 at Nashville 3
19	1/13/04	Chris Mason	33	Los Angeles 0 at Nashville 0 (OT)	98	2/13/16	Carter Hutton	22	Nashville 5 at Florida 0
20	1/19/04	Tomas Vokoun	26	Minnesota 0 at Nashville 2	99	2/18/16	Pekka Rinne	29	Boston 0 at Nashville 2
21	2/26/04	Tomas Vokoun	27	Minnesota 0 at Nashville 4	100	2/27/16	Pekka Rinne	28	St. Louis 0 at Nashville 5
22	11/29/05	Tomas Vokoun	31	Calgary 0 at Nashville 2	101	11/12/16	Pekka Rinne	27	Anaheim 0 at Nashville 5
23	2/14/06	Tomas Vokoun	40	Chicago 0 at Nashville 6	102	12/30/16	Juuse Saros	25	Nashville 4 at St. Louis 0
24	3/14/06	Tomas Vokoun	31	Vancouver 0 at Nashville 5	103	2/2/17	Pekka Rinne	31	Edmonton 0 at Nashville 2
25	3/16/06	Tomas Vokoun	24	Phoenix 0 at Nashville 2	104	4/1/17	Pekka Rinne	31	Minnesota 0 at Nashville 3
26	4/6/06	Chris Mason	18	Nashville 3 at St. Louis 0	105	10/19/17	Pekka Rinne	28	Nashville 1 at Philadelphia 0
27	4/11/06	Chris Mason	27	Nashville 2 at St. Louis 0	106	11/24/17	Pekka Rinne	34	Nashville 2 at St. Louis 0
28	10/18/06	Tomas Vokoun	38	Nashville 0 at NY Rangers 0	107	12/14/17	Juuse Saros	46	Nashville 4 at Edmonton 0
29	11/1/06	Chris Mason	42	Colorado 0 at Nashville 1	108	12/16/17	Pekka Rinne	32	Nashville 2 at Calgary 0
30	11/23/06	Vokoun (21)/Mason (13)	34	Vancouver 0 at Nashville 6	109	12/30/17	Juuse Saros	29	Minnesota 0 at Nashville 3
31	12/14/06	Chris Mason	22	Ottawa 0 at Nashville 6	110	1/16/18	Juuse Saros	43	Vegas 0 at Nashville 1
32	12/23/06	Chris Mason	34	Los Angeles 0 at Nashville 7	111	1/25/18	Pekka Rinne	27	Nashville 3 at New Jersey 0
33	12/30/06	Chris Mason	38	Boston 0 at Nashville 5	112	2/1/18	Pekka Rinne	19	Los Angeles 0 at Nashville 5
34	1/12/07	Tomas Vokoun	22	Columbus 0 at Nashville 2	113	2/25/18	Pekka Rinne	27	St. Louis 0 at Nashville 4
35	1/18/07	Chris Mason	33	Colorado 0 at Nashville 4	114	3/6/18	Pekka Rinne	26	Dallas 0 at Nashville 2
36	2/3/07	Tomas Vokoun	36	Anaheim 0 at Nashville 3	115	3/19/18	Pekka Rinne	35	Nashville 4 at Buffalo 0
37	2/14/07	Tomas Vokoun	22	San Jose 0 at Nashville 5	116	10/11/18	Pekka Rinne	29	Winnipeg 0 at Nashville 3
38	3/24/07	Tomas Vokoun	26	Nashville 4 at Edmonton 0	117	10/20/18	Juuse Saros	31	Nashville 3 at Edmonton 0
39	10/4/07	Chris Mason	35	Colorado 0 at Nashville 4	118	11/3/18	Pekka Rinne	26	Boston 0 at Nashville 1
40	10/25/07	Dan Ellis	20	Atlanta 0 at Nashville 3	119	1/1/19	Juuse Saros	32	Philadelphia 0 at Nashville 4
41	1/1/07	Dan Ellis	29	Nashville 3 at Vancouver 0	120	1/7/19	Pekka Rinne	18	Nashville 4 at Toronto 0
42	12/31/07	Dan Ellis	22	Nashville 1 at Dallas 0	121	3/19/19	Pekka Rinne	22	Toronto 0 at Nashville 3
43	1/8/08	Chris Mason	28	Nashville 7 at Los Angeles 0	122	3/25/19	Juuse Saros	29	Nashville 1 at Minnesota 0
44	1/15/08	Chris Mason	22	Nashville 3 at Calgary 0	123	10/24/19	Pekka Rinne	26	Minnesota 0 at Nashville 4
45	1/22/08	Dan Ellis	38	Nashville 4 at Colorado 0	124	10/29/19	Pekka Rinne	20	Chicago 0 at Nashville 3
46	2/5/08	Chris Mason	34	Carolina 0 at Nashville 1	125	11/29/19	Pekka Rinne	31	Nashville 3 at Carolina 0
47	3/25/08	Dan Ellis	36	Columbus 0 at Nashville 1	126	1/12/20	Juuse Saros	28	Nashville 1 at Winnipeg 0
48	3/28/08	Dan Ellis	43	Nashville 2 at Columbus 0	127	2/13/20	Juuse Saros	31	NY Islanders 0 at Nashville 5
49	11/25/08	Dan Ellis	17	St. Louis 1 at Nashville 0 (SO)	128	3/5/20	Juuse Saros	33	Dallas 0 at Nashville 2
50	12/1/08	Pekka Rinne	30	Nashville 1 at Buffalo 0	129	3/7/20	Juuse Saros	37	Nashville 1 at Dallas 0
51	12/6/08	Pekka Rinne	32	Minnesota 0 at Nashville 1	130	2/23/21	Pekka Rinne	24	Nashville 2 at Detroit 0
52	12/13/08	Dan Ellis	27	Dallas 0 at Nashville 3	131	3/3/21	Pekka Rinne	31	Detroit 0 at Nashville 2
53	12/20/08	Pekka Rinne	23	NY Islanders 0 at Nashville 1	132	4/3/21	Juuse Saros	41	Chicago 0 at Nashville 3
54	1/13/09	Pekka Rinne	17	Nashville 2 at Toronto 0	133	5/1/21	Juuse Saros	28	Dallas 0 at Nashville 1 (OT)
55	2/6/09	Dan Ellis	22	Nashville 2 at Minnesota 0	134	5/10/21	Pekka Rinne	30	Carolina 0 at Nashville 5
56	2/21/09	Pekka Rinne	30	Nashville 1 at St. Louis 0 (OT)	135	11/30/21	Juuse Saros	27	Columbus 0 at Nashville 6
57	2/28/09	Pekka Rinne	30	Detroit 0 at Nashville 8	136	12/1/21	Juuse Saros	32	Nashville 1 at NY Rangers 0
58	3/14/09	Pekka Rinne	18	Nashville 2 at Phoenix 0	137	3/5/22	Juuse Saros	20	Nashville 8 at San Jose 0
59	10/29/09	Pekka Rinne	22	Chicago 0 at Nashville 2	138	4/12/22	Juuse Saros	25	San Jose 0 at Nashville 1 (OT)
60	11/14/09	Pekka Rinne	20	Montreal 0 at Nashville 2					
61	1/15/10	Dan Ellis	22	Nashville 1 at Calgary 0					
62	2/2/10	Pekka Rinne	26	Phoenix 1 at Nashville 0 (SO)					
63	3/12/10	Pekka Rinne	31	Nashville 1 at Anaheim 0					
64	3/18/10	Pekka Rinne	17	Minnesota 0 at Nashville 5					
65	3/20/10	Pekka Rinne	33	Columbus 0 at Nashville 1					
66	3/27/10	Pekka Rinne	38	Detroit 1 at Nashville 0 (SO)					
67	10/23/10	Pekka Rinne	30	Nashville 1 at Dallas 0					
68	11/18/10	Pekka Rinne	30	Nashville 3 at Montreal 0					
69	11/30/10	Pekka Rinne	33	Phoenix 0 at Nashville 3					
70	12/11/10	Anders Lindback	22	Florida 0 at Nashville 3					
71	12/13/10	Anders Lindback	27	NY Islanders 0 at Nashville 3					
72	2/5/11	Pekka Rinne	35	Detroit 0 at Nashville 3					
73	3/3/11	Pekka Rinne	29	Nashville 3 at Vancouver 0					
74	3/10/11	Pekka Rinne	19	Minnesota 0 at Nashville 4					
75	10/22/11	Pekka Rinne	33	Nashville 2 at Calgary 0					
76	10/29/11	Pekka Rinne	20	Anaheim 0 at Nashville 3					
77	11/3/11	Pekka Rinne	35	Nashville 3 at Phoenix 0					
78	1/19/12	Pekka Rinne	38	Nashville 3 at Columbus 0					
79	4/5/12	Pekka Rinne	28	Dallas 0 at Nashville 2					





SHUTOUTS AGAINST

OPPONENTS' ALL-TIME SHUTOUTS

NO.	DATE	GOALTENDER	SAVES	SCORE	NO.	DATE	GOALTENDER	SAVES	SCORE
1	10/10/98	Kirk McLean	26	Florida 1 at Nashville 0	80	3/27/12	Brian Elliott	24	Nashville 0 at St. Louis 3
2	11/24/98	Jamie McLennan	19	Nashville 0 at St. Louis 4	81	1/24/13	Jaroslav Halak	13	Nashville 0 at St. Louis 3
3	12/28/98	Ed Belfour	14	Nashville 0 at Dallas 1	82	1/28/13	Chad Johnson	21	Nashville 0 at Phoenix 4
4	1/11/99	John Vanbiesbrouck	24	Nashville 0 at Philadelphia 8	83	2/10/13	Corey Crawford	17	Chicago 3 at Nashville 0
5	3/28/99	Roman Turek	21	Dallas 3 at Nashville 0	84	2/22/13	Roberto Luongo	23	Vancouver 1 at Nashville 0
6	10/2/99	Stephane Fiset	27	Los Angeles 2 at Nashville 0	85	2/23/13	Jimmy Howard	33	Nashville 0 at Detroit 4
7	11/24/99	Craig Billington	19	Nashville 0 at Washington 1	86	3/30/13	Semyon Varlamov	34	Nashville 0 at Colorado 1 (OT)
8	2/16/00	Manny Fernandez	18	Nashville 0 at Dallas 3	87	4/6/13	Ray Emery	20	Chicago 1 at Nashville 0
9	3/5/00	Guy Hebert	33	Nashville 0 at Anaheim 1	88	4/9/13	Brian Elliott	15	St. Louis 1 at Nashville 0
10	3/21/00	Brian Boucher	27	Philadelphia 2 at Nashville 0	89	10/10/13	Jonathan Bernier	36	Toronto 4 at Nashville 0
11	10/15/00	Milan Hrnica	37	Nashville 0 at Atlanta 1	90	10/22/13	Josh Harding	16	Nashville 0 at Minnesota 2
12	11/22/00	Ed Belfour	24	Dallas 1 at Nashville 0	91	11/8/13	Ondrej Pavelec	41	Nashville 0 at Winnipeg 5
13	11/24/00	Roman Turek	28	St. Louis 4 at Nashville 0	92	11/10/13	Martin Brodeur	15	Nashville 0 at New Jersey 5
14	12/6/00	Tommy Salo	18	Nashville 0 at Edmonton 4	93	11/23/13	Cam Talbot	17	NY Rangers 2 at Nashville 0
15	12/7/00	Mike Vernon	15	Nashville 0 at Calgary 3	94	11/28/13	Ilya Bryzgalov	33	Edmonton 3 at Nashville 0
16	12/16/00	Jocelyn Thibault	24	Chicago 3 at Nashville 0	95	1/12/14	Darcy Kuemper	23	Minnesota 4 at Nashville 0
17	1/6/01	Martin Biron	29	Buffalo 2 at Nashville 0	96	3/8/14	Sergei Bobrovsky	28	Columbus 1 at Nashville 0
18	2/16/01	Evgeni Nabokov	19	San Jose 2 at Nashville 0	97	3/19/14	Eddie Lack	30	Nashville 0 at Vancouver 2
19	3/11/01	Jean-Sebastien Giguere	31	Nashville 0 at Anaheim 1 (OT)	98	10/25/14	Marc-Andre Fleury	25	Pittsburgh 3 at Nashville 0
20	3/21/01	Jamie McLennan	27	Nashville 0 at Minnesota 0 (OT)	99	12/13/14	Antti Niemi	29	Nashville 0 at San Jose 2
21	3/24/01	Patrick Lalime	20	Ottawa 4 at Nashville 0	100	1/30/15	Semyon Varlamov	23	Nashville 0 at Colorado 3
22	4/7/01	Roman Turek	19	Nashville 0 at St. Louis 1	101	3/12/15	Antti Niemi	35	Nashville 0 at San Jose 2
23	10/27/01	Legace (15)/Hasek (4)	19	Detroit 1 at Nashville 0	102	11/7/15	Jake Allen	45	St. Louis 4 at Nashville 0
24	11/21/01	Ed Belfour	16	Nashville 0 at Dallas 3	103	11/20/15	Sergei Bobrovsky	39	Nashville 0 at Columbus 4
25	11/29/01	Sean Burke	27	Nashville 0 at Phoenix 1	104	11/21/15	Devan Dubnyk	23	Nashville 0 at Minnesota 4
26	12/26/01	Kevin Weekes	31	Tampa Bay 1 at Nashville 0	105	11/23/15	Henrik Lundqvist	31	Nashville 0 at NY Rangers 3
27	1/15/02	Felix Potvin	24	Nashville 0 at Los Angeles 2	106	1/9/16	Louis Domingue	26	Nashville 0 at Arizona 4
28	2/12/02	Robert Esche	19	Phoenix 1 at Nashville 0	107	2/21/16	Brian Elliott	16	St. Louis 1 at Nashville 0
29	3/12/02	Dan Cloutier	23	Vancouver 5 at Nashville 0	108	11/27/16	Connor Hellebuyck	42	Nashville 0 at Winnipeg 3
30	10/30/02	Fred Brathwaite	19	Nashville 0 at St. Louis 7	109	12/22/16	Peter Budaj	28	Los Angeles 4 at Nashville 0
31	12/8/02	Jean-Sebastien Giguere	20	Nashville 0 at Anaheim 3	110	1/17/17	Ryan Miller	30	Nashville 0 at Vancouver 1
32	12/10/02	Felix Potvin	19	Los Angeles 3 at Nashville 0	111	2/4/17	Petr Mrazek	42	Detroit 1 at Nashville 0
33	12/17/02	Roman Turek	23	Calgary 3 at Nashville 0	112	10/7/17	Matt Murray	26	Nashville 0 at Pittsburgh 4
34	1/22/03	Jocelyn Thibault	17	Nashville 0 at Chicago 2	113	1/21/18	Marc-Andre Fleury	29	Nashville 0 at Vegas 3
35	2/2/03	Patrick Lalime	18	Nashville 0 at Ottawa 4	114	10/9/19	Mike Smith	43	Calgary 3 at Nashville 0
36	3/15/03	Chris Osgood	35	St. Louis 1 at Nashville 0	115	11/29/18	Adin Hill	29	Arizona 3 at Nashville 0
37	3/31/03	Curtis Joseph	27	Nashville 0 at Detroit 3	116	12/27/18	Anton Khudobin	49	Dallas 2 at Nashville 0
38	4/4/03	Sean Burke	24	Nashville 0 at Phoenix 1	117	2/23/19	Philipp Grubauer	38	Colorado 5 at Nashville 0
39	4/6/03	Marty Turco	21	Nashville 0 at Dallas 2	118	2/26/19	Jordan Binnington	19	Nashville 0 at St. Louis 2
40	10/28/03	Brent Johnson	26	Nashville 0 at St. Louis 1	119	11/30/19	Chris Driedger	27	Nashville 0 at Florida 3
41	11/19/03	Roman Cechmanek	30	Nashville 0 at Los Angeles 3	120	2/1/20	Marc-Andre Fleury	19	Vegas 3 at Nashville 0
42	1/5/04	Curtis Joseph	26	Nashville 0 at Detroit 6	121	1/22/21	Anton Khudobin	34	Nashville 0 at Dallas 7
43	1/13/04	Roman Cechmanek	29	Los Angeles 0 at Nashville 0 (OT)	122	2/18/21	Elvis Merzlikins	32	Nashville 0 at Columbus 3
44	1/22/04	Roman Turek	23	Nashville 0 at Calgary 4	123	3/20/21	Chris Driedger	21	Nashville 0 at Florida 2
45	2/23/04	Cristobal Huet	21	Nashville 0 at Los Angeles 3	124	4/10/21	Andrei Vasilevskiy	36	Tampa Bay 3 at Nashville 0
46	1/3/06	David Aebischer	32	Nashville 0 at Colorado 3	125	11/16/21	Jack Campbell	24	Nashville 0 at Toronto 3
47	2/18/06	Manny Legace	20	Nashville 0 at Detroit 6	126	12/2/21	Jeremy Swayman	42	Boston 2 at Nashville 0
48	3/1/06	Craig Anderson	20	Nashville 0 at Chicago 3	127	4/14/22	Mike Smith	30	Edmonton 4 at Nashville 0
49	11/10/06	Dominik Hasek	21	Nashville 0 at Detroit 3					
50	11/22/06	Mike Smith	17	Nashville 0 at Dallas 1					
51	12/6/06	Jean-Sebastien Giguere	21	Nashville 0 at Anaheim 4					
52	2/16/07	Manny Legace	19	Nashville 0 at St. Louis 1					
53	3/21/07	Roberto Luongo	20	Nashville 0 at Vancouver 2					
54	10/20/07	Evgeni Nabokov	22	Nashville 0 at San Jose 3					
55	10/23/07	Jason Labarbera	17	Nashville 0 at Los Angeles 6					
56	3/30/08	Dominik Hasek	22	Nashville 0 at Detroit 1 (OT)					
57	11/4/08	Roberto Luongo	24	Nashville 0 at Vancouver 4					
58	11/8/08	Peter Budaj	26	Nashville 0 at Colorado 1					
59	11/25/08	Chris Mason	47	St. Louis 1 at Nashville 0 (SO)					
60	12/23/08	Tomas Vokoun	27	Nashville 0 at Florida 3					
61	2/16/09	Alex Auld	24	Ottawa 2 at Nashville 0					
62	10/10/09	Ryan Miller	25	Buffalo 1 at Nashville 0					
63	10/14/09	Marty Turco	29	Nashville 0 at Dallas 6					
64	10/24/09	Cristobal Huet	27	Nashville 0 at Chicago 2					
65	11/5/09	Jonas Hiller	40	Nashville 0 at Anaheim 4					
66	11/30/09	Miikka Kiprusoff	22	Calgary 4 at Nashville 0					
67	2/2/10	Ilya Bryzgalov	35	Phoenix 1 at Nashville 0 (SO)					
68	3/27/10	Jimmy Howard	23	Detroit 1 at Nashville 0 (SO)					
69	3/30/10	Jonathan Bernier	34	Los Angeles 2 at Nashville 0					
70	10/19/10	Miikka Kiprusoff	34	Calgary 1 at Nashville 0 (OT)					
71	10/28/10	Jaroslav Halak	24	St. Louis 3 at Nashville 0					
72	11/22/10	Steve Mason	27	Nashville 0 at Columbus 2					
73	12/26/10	Jaroslav Halak	32	Nashville 0 at St. Louis 2					
74	2/17/11	Devan Dubnyk	37	Edmonton 4 at Nashville 0					
75	2/22/11	Steve Mason	20	Nashville 0 at Columbus 4					
76	2/24/11	Corey Crawford	25	Chicago 3 at Nashville 0					
77	4/9/11	Jaroslav Halak	24	St. Louis 2 at Nashville 0					
78	11/29/11	Miikka Kiprusoff	26	Nashville 0 at Calgary 1					
79	1/17/12	Henrik Lundqvist	27	Nashville 0 at NY Rangers 3					

YOUNGEST PREDATORS		ELDEST PREDATORS	
NAME	AGE (YEARS, DAYS)	NAME	AGE (YEARS, DAYS)
Scott Hartnell	18 years, 171 days	Pekka Rinne	38 years, 188 days
David Legwand	18 years, 243 days	Matt Cullen	38 years, 174 days
Filip Forsberg	18 years, 244 days	Hal Gill	38 years, 21 days
Kevin Fiala	18 years, 245 days	Mike Fisher	37 years, 336 days
Eeli Tolvanen	18 years, 343 days	Martin Gelas	37 years, 261 days
Seth Jones	19 years, 0 days	Dan Hamhuis	37 years, 80 days
Scottie Upshall	19 years, 8 days	Mike Ribeiro	36 years, 349 days
Sam Girard	19 years, 151 days	Steve Sullivan	36 years, 301 days
Colin Wilson	19 years, 357 days	Stu Grimson	36 years, 206 days

Age determined at first game for youngest Predators, last game (regular season or playoffs) for the eldest.



HOME ATTENDANCE at BRIDGESTONE ARENA (for first five and last five seasons)								
YEAR	CAPACITY	GAMES	TOTAL ATT.	% CAPACITY	SELLOUTS	HIGH	LOW	AVERAGE
1998-98	17,298	41	664,282	93.7%	17	17,298	13,507	16,202
1999-00	17,113	41	680,582	97%	20	17,113	15,107	16,600
2000-01	17,113	40*	635,784	92.9%	13	17,113	13,594	15,895
2001-02	17,113	41	608,347	86.7%	5	17,244	12,333	14,838
2002-03	17,113	41	542,367	77.3%	5	17,113	10,123	13,228
2017-18	17,159	41	709,950	101%	41	17,594	17,113	17,316
2018-19	17,159	41	715,137	101.7%	41	17,760	17,159	17,442
2019-20	17,159	35	609,253	101%	35	17,849	17,160	17,407
2020-21^	--	28	--	--	--	--	--	--
2021-22	17,159	40**	671,795	102.2%	37	17,869	16,395	17,226

* Nashville's game against the Pittsburgh Penguins at the Saitama Super Arena in Saitama, Japan, on Oct. 8, 2000 was considered a home game. Attendance for the game - which is not accounted for in the above table - was 13,426.

** Nashville's game against the Tampa Bay Lightning for the 2022 Navy Federal Credit Union NHL Stadium Series at Nissan Stadium on Feb. 26, 2022 was considered a home game. Attendance for the game - which is not accounted for in the above table - was 68,619.

^ Attendance was not recorded for Nashville's 28 regular-season home games in 2020-21 due to the COVID-19 pandemic.



PREDATORS BY THE NUMBERS

1	Mike Dunham, Jousse Saros
2	Rob Zetterlar, Dan Kecmer, Dan Hamhuis, Teemu Laakso, Anthony Bitetto, Tyler Lewington
3	Bill Houlder, Karlis Skrstins, Marek Zidlicky, Wade Belak, Seth Jones, Steven Santini, Jeremy Lauzon
4	Jay More, Mark Eaton, Vitaly Vishnevski, Ville Koistinen, Teemu Laakso, Cody Franson, Ryan Ellis
5	Jan Vopat, Andy Delmore, Tomas Kloucek, Brad Bombardir, Greg Zanon, Blake Geoffrion, Michael Del Zotto, Barret Jackman, Adam Pardy, Dan Hamhuis, Matt Benning
6	Bob Boughner, Stan Neckar, Shea Weber
7	Cliff Ronning, Jeff Nelson, Greg de Vries, Scottie Upshall, Jonathon Blum, Matt Cullen, Stefan Elliott, Yannick Weber, Matt Tennison
8	Doug Friedman, Craig Millar, Stu Grimson, Kevin Klein, Petter Granberg, Kyle Turris, Cody Glass
9	Darren Turcotte, Greg Classen, Sergei Zholtok, Paul Kariya, Marcel Goc, Filip Forsberg
10	Patric Kjellberg, Clarke Wilm, Martin Erat, Mike Santorelli, Colton Sissons
11	David Legwand, Cody Hodgson, Reid Boucher, PA Parenteau, Eeli Tolvanen, Brian Boyle, Luke Kunin
12	Brad Smyth, Rob Valicevic, Yves Sarault, Reid Simpson, Scott Nichol, Andreas Thureson, Mike Fisher
13	Jere Karalahti, Nick Spaling, Olli Jokinen, Nick Bonino, Yakov Trenin
14	Rich Brennan, Brett Hauer, Steve Dubinsky, Jon Sim, Oleg Petrov, Jordin Tootoo, Ramzi Abid, Radek Bonk, Dustin Boyd, Mattias Ekholm
15	Drake Berehowsky, Petr Tenkrat, Ben Murray, Kris Beech, Josh Langfield, Matthew Lombardi, Craig Smith, Brad Richardson
16	Ville Pelttonen, Marc Moro, Jere Karalahti, Denis Pederson, Timofei Shishkanov, Darcy Hordichuk, Cal O'Reilly, Rich Clune, Cody Bass, Phillip Di Giuseppe, Ben Pittlick
17	Patrick Cole, Scott Hartnell, Jan Hlavac, Chris Mueller, Patrick Eaves, Mike Liambas, Wayne Simmonds, Ben Harpur
18	Mark Mowers, Adam Hall, Mike Santorelli, Niclas Bergfors, Brandon Tipton, Michael Del Zotto, James Neal
19	Andrew Brunette, Mike Watt, Martin Erat, Jim McKenzie, Brendan Witt, Jason Arnott, Bobby Butler, Calle Jarnkrok
20	Jamie Heward, John Namestnikov, Nathan Perrott, Oleg Petrov, Todd Warriner, Simon Gamahe, Ryan Suter, Anton Volchenkov, Miikka Salomaki
21	Tom Fitzgerald, Andreas Johansson, Peter Forsberg, Triston Grant, Zack Stortini, Simon Moser, Derek Roy, Corey Potter, Nick Cousins
22	Greg Johnson, Jordin Tootoo, Scott Hannan, Kevin Fiala, Korbman Holzer, David Farrance
23	Blair Atcheynum, Bill Houlder, Jamie Allison, Martin Gelin, Brian McGrattan, Zach Boychuk, Trevor Smith, Rocco Grimaldi
24	Scott Walker, Brandon Bochenski, Ben Guite, Matt Halischuk, Eric Nystrom, Brad Hunt, Jarrod Tinordi, Matt Luff
26	Phil Crowe, Bubba Berenzweig, Wade Brookbank, Steve Sullivan, Matt Hendricks, Mark Arcobello, Harry Zolnierczyk, Daniel Carr, Philip Tomasino
27	John Slaney, Randy Robitaille, Jukka Hentunen, Pascal Trepanier, Jason York, Patric Hornqvist, Derek Grant

28	Denny Lambert, Jeremy Stevenson, Cameron Mann, Tomas Kloucek, Patrick Leahy, Ryan Jones, Steve Begin, Kyle Wilson, Paul Gaustad, Eeli Tolvanen
29	Tomas Vokoun, Joel Ward, Mark Van Guilder
30	Chris Mason, Carter Hutton
31	Brian Finley, Mark Dekanich
32	Jeff Daniels, Cale Hulse, Mathieu Darche, Cody Franson, Teemu Laakso, Frederick Gaudreau, Yakov Trenin
33	Marc Moro, Vladimir Orszagh, Colin Wilson, Viktor Arvidsson, David Rittich
34	Adam Hall, Wade Flaherty, Shane Hnidy, Sheldon Brookbank
35	Eric Fichaud, Jan Lasak, Pekka Rinne
36	J.J. Daigneault, Niklas Andersson, Sean Haggerty, Robert Schnabel, Zac Rinaldo, Cole Smith
37	Jeremy Stevenson, Greg Zanon, Rich Peverley, Denis Grebeshkov
38	Jeff Nelson, Alexandre Boikov, Vernon Fiddler, Dave Scatchard, Peter Olvecky, Jack Hillen, Viktor Arvidsson, Ryan Hartman, Jeremy Davies
39	Marian Cisar, Domenic Pittis, Dan Ellis, Anders Lindback, Marek Mazanec, Connor Ingram
40	Karlis Skrstins, David Gosselin, Mike Farrell, Marek Svatos, Devan Dubnyk
41	Richard Lintner, Brent Gilchrist, Simon Gamahe, Jed Ortmeyer, Taylor Beck
42	Joel Bouchard, Pavel Skrbek, Robert Schnabel, Andrew Hutchinson, Jerred Smithson, Mikko Lehtonen, Antti Pihlstrom, Mattias Ekholm, Colin Blackwell
43	Vitali Yachmenev, Sean Malone
44	Kimmo Timonen, Alexander Sulzer, Cody Franson, Erik Gudbranson
45	Jason Morgan, Magnus Hellberg, Alexandre Carrier
46	Wyatt Smith, Andrei Kostitsyn, Kevin Henderson, Pontus Aberg, Matt Donovan
47	Matt Henderson, Libor Pivko, Alexander Radulov, Joe Piskula, Michael McCarron
48	Jonas Andersson, Shea Weber, Cal O'Reilly
49	Rory Fitzpatrick, Kevin Klein, Michael Leighton, Ryan Ellis
50	Petr Sykora, Daniel Bang, Vladislav Kamenov
51	Francis Bouillon, Austin Watson
52	Alexander Sulzer, Austin Watson, Matt Irwin
53	Mike Santorelli, Chris Mueller

54	Darren Haydar
55	Jordin Tootoo, Danny Markov, Shane O'Brien, Cody McLeod, Luca Sbisa, Philippe Myers
56	Kris Beech, Taylor Beck, Kevin Fiala, Erik Haua
57	Gabriel Bourque, Dante Fabbro
58	Linus Klasen
59	Roman Josi
63	Josef Vasicek, Mike Ribeiro
64	Victor Bartley, Mikael Granlund
65	Ryan Thang
67	Miikka Salomaki
71	Sebastien Boredeau, J-P Dumont
72	Joonas Rask, Frederic Allard
73	Alexandre Carrier, Kasimir Kaskisuo
74	Brant Myhrnes, Nick Tarnasky, Sergei Kostitsyn, Jousse Saros
75	Hal Gill
76	P.K. Subban
77	Kole Sherwood
81	Mike Sillinger
82	Tommy Novak
83	Anthony Bitetto, Vernon Fiddler
84	Colton Sissons, Tanner Jeannot
89	Frederick Gaudreau
90	Anthony Richard, Mark Borowiecki
92	Ryan Johansen
95	Matt Duchene



TEAM CAPTAINS



Tom Fitzgerald

July 6, 1998 - March 12, 2002



Greg Johnson

Oct. 8, 2002 - June 30, 2006



Scott Walker

Jan. 12, 2003 - Jan. 27, 2003



Kimmo Timonen

Oct. 3, 2006 - June 18, 2007



Jason Arnott

Sept. 12, 2007 - June 19, 2010



Shea Weber

July 8, 2010 - June 29, 2016



Mike Fisher

Sept. 8, 2016 - Aug. 3, 2017



Roman Josi

Sept. 19, 2017 - Present



NHL ALL-STARS & PERSONNEL

NHL ALL-STAR GAME REPRESENTATIVES

YEAR	SITE	PLAYER	TEAM	G	A	PTS	PIM
1999	Tampa Bay	Sergei Krivokrasov	World	0	0	0	0
2000*	Toronto	Kimmo Timonen	World	--	--	--	--
2004	Minnesota	Kimmo Timonen	West	0	0	0	0
2007*	Dallas	Kimmo Timonen	West	0	0	0	0
2008	Atlanta	Jason Arnott	West	0	1	1	0
2009	Montreal	Shea Weber	West	0	0	0	0
2011	Carolina	Shea Weber	Lidstrom	0	4	4	0
2012	Ottawa	Ryan Suter	Chara	0	1	1	0
	Ottawa	Shea Weber	Alfredsson	0	0	0	0
2015*	Columbus	Filip Forsberg	Toews	2	0	2	0
	Columbus	Shea Weber	Toews	0	0	0	0
2016	Nashville	Roman Josi	Central	1	0	1	0
	Nashville	James Neal	Central	2	1	3	0
	Nashville	Shea Weber	Central	0	1	1	0
2017	Los Angeles	P.K. Subban	Central	1	0	1	0
2018*	Tampa Bay	P.K. Subban	Central	1	0	1	0
2019	San Jose	Roman Josi	Central	1	5	6	0
2020	St. Louis	Roman Josi	Central	0	2	2	0
2022	Vegas	Roman Josi	Central	1	2	3	0

YEAR	SITE	GOALTENDER	TEAM	W-L	MIN	GA	SA
2004	Minnesota	Tomas Vokoun	West	0-1	20	4	12
2015*	Columbus	Pekka Rinne	DNP	--	--	--	--
2016	Nashville	Pekka Rinne	Central	--	10	3	8
2018	Nashville	Pekka Rinne	Central	--	10	0	4
2019	San Jose	Pekka Rinne	Central	1-1	19:43	5	19
2022	Vegas	Juuse Saros	Central	1-0	20:00	4	14

* Timonen did not play in the 2000 NHL All-Star Game due to injury.

* Rinne did not play in the 2015 NHL All-Star Game due to injury.

* Head Coach Barry Trotz served as an assistant coach for the Western Conference All-Stars.

* Head Coach Peter Laviolette and his staff served as the coaching staff for Team Toews at the 2015 NHL All-Star Game after recording the League's best record at the midpoint of the season.

* Head Coach Peter Laviolette served as the Central Division's head coach at the 2018 NHL All-Star Game after recording the League's best record at the midpoint of the season.

NHL YOUNGSTARS GAME REPRESENTATIVES

YEAR	SITE	PLAYER	TEAM	G	A	PTS	PIM
2002	Los Angeles	Scott Hartnell	Melrose	0	1	1	0
	Los Angeles	David Legwand	Melrose	2	2	4	0
2003	Florida	Adam Hall	West	1	1	2	0
2004	Minnesota	Dan Hamhuis	West	0	0	0	0
2007	Dallas	Alexander Radulov	West	1	0	1	0
	Dallas	Shea Weber	West	0	2	2	0
2012	Ottawa	Craig Smith	Alfredsson	--	--	--	--

YEAR	SITE	GOALTENDER	TEAM	W-L	MIN	GA	SA
2009	Montreal	Pekka Rinne	Rookies	1-0	18	5	24



PREDATORS' PERSONNEL HISTORY

CHIEF EXECUTIVE OFFICERS

Jeff Cohen	August 10, 2010 - November 30, 2015
Sean Henry	December 1, 2015 - Present

TEAM PRESIDENTS

Jack Diller	July 1, 1997 - June 30, 2005
Ed Lang	December 11, 2007 - August 10, 2010
David Poile	December 11, 2007 - Present
Sean Henry	August 10, 2010 - Present

GENERAL MANAGERS

David Poile	July 9, 1997 - Present
-------------	------------------------

ASSISTANT GENERAL MANAGERS

Ray Shero	November 30, 1998 - May 25, 2006
Paul Fenton	June 5, 2006 - May 21, 2018
Brian Poile	May 22, 2018 - Present
Jeff Kealty	May 22, 2018 - Present
Scott Nichol	Oct. 11, 2021 - Present

HEAD COACHES

Barry Trotz	August 6, 1997 - April 14, 2014
Peter Laviolette	May 6, 2014 - January 6, 2020
John Hynes	January 17, 2020 - Present

ASSOCIATE & ASSISTANT COACHES

Paul Gardner	August 6, 1997 - April 15, 2003
Brent Peterson	(assistant) June 19, 1998 - June 19, 2003
	(associate) June 19, 2003 - June 26, 2011
Peter Horacek	(assistant) June 19, 2003 - June 15, 2011
	(associate) June 15, 2011 - May 21, 2013
Lane Lambert	June 9, 2011 - June 27, 2014
Phil Housley	May 21, 2013 - June 15, 2017
Kevin McCarthy	(assistant) May 6, 2014 - July 19, 2017
	(associate) July 20, 2017 - January 6, 2020
Dan Muse	July 20, 2017 - August 17, 2020
Dan Lambert	June 4, 2019 - Present
Dan Hinote	September 10, 2020 - Present
Todd Richards	October 23, 2020 - Present

TEAM CAPTAINS

Tom Fitzgerald	July 6, 1998 - March 13, 2002
Greg Johnson	October 8, 2002 - June 30, 2006
Scott Walker	January 12, 2003 - January 27, 2003
Kimmo Timonen	October 3, 2006 - June 18, 2007
Jason Arnott	September 12, 2007 - June 19, 2010
Shea Weber	July 8, 2010 - June 29, 2016
Mike Fisher	September 8, 2016 - August 3, 2017
Roman Josi	September 19, 2017 - Present



NHL AWARD WINNERS & FINALISTS

NHL AWARD WINNERS

JAMES NORRIS MEMORIAL TROPHY

Awarded to the defense player who demonstrates throughout the season the greatest all-around ability in the position.

2020 Roman Josi

VEZINA TROPHY

Awarded to the goalkeeper adjudged to be the best at his position.

2018 Pekka Rinne



KING CLANCY MEMORIAL TROPHY

Awarded to the player who best exemplifies leadership qualities on and off the ice and has made a noteworthy humanitarian contribution in his community.

2021 Pekka Rinne

MARK MESSIER NHL LEADERSHIP AWARD

Awarded to the player who exemplifies great leadership qualities to his team, on and off the ice, during the regular season.

2016 Shea Weber
2019 Wayne Simmonds

JIM GREGORY GENERAL MANAGER OF THE YEAR AWARD

Awarded to recognize the work of the top general manager in the NHL.

2017 David Poile



NHL FOUNDATION PLAYER AWARD

Honors the player who applies the core values of hockey - commitment, perseverance and teamwork - to enrich the lives of people in his community.

2012 Mike Fisher

BILL MASTERTON MEMORIAL TROPHY

Awarded to the NHL player who best exemplifies the qualities of perseverance, sportsmanship and dedication to hockey.

2009 Steve Sullivan

LESTER PATRICK AWARD

For outstanding service to hockey in the United States.

2001 David Poile

NHL AWARD FINALISTS

JAMES NORRIS MEMORIAL TROPHY

Awarded to the defense player who demonstrates throughout the season the greatest all-around ability in the position.

2011 Shea Weber
2012 Shea Weber
2014 Shea Weber
2018 P.K. Subban
2020 Roman Josi
2022 Roman Josi

VEZINA TROPHY

Awarded to the goalkeeper adjudged to be the best at his position.

2011 Pekka Rinne
2012 Pekka Rinne
2015 Pekka Rinne
2018 Pekka Rinne
2022 Juuse Saros

JACK ADAMS AWARD

Presented to the NHL coach adjudged to have contributed the most to his team's success.

2010 Barry Trotz
2011 Barry Trotz
2015 Peter Laviolette

TED LINDSAY AWARD

Presented to the "most outstanding player" in the NHL as voted by fellow members of the NHLPA

2022 Roman Josi

JIM GREGORY GENERAL MANAGER OF THE YEAR AWARD

Awarded to recognize the work of the top general manager in the NHL.

2010 David Poile
2011 David Poile
2012 David Poile
2017 David Poile

KING CLANCY MEMORIAL TROPHY

Awarded to the player who best exemplifies leadership qualities on and off the ice and has made a noteworthy humanitarian contribution in his community.

2018 P.K. Subban
2021 Pekka Rinne

NHL ALL-STAR TEAMS

FIRST TEAM ALL-STAR

2011 Shea Weber
2012 Shea Weber
2018 Pekka Rinne
2020 Roman Josi
2022 Roman Josi

SECOND TEAM ALL-STAR

2011 Pekka Rinne
2014 Shea Weber
2015 Shea Weber
2018 P.K. Subban

ALL-ROOKIE TEAM

2015 Filip Forsberg
2018 Juuse Saros
2022 Alexandre Carrier

WEEKLY & MONTHLY AWARDS

NHL THREE STARS OF THE MONTH

January 2008	J-P Dumont	2nd Star
October 2008	Shea Weber	3rd Star
January 2011	Pekka Rinne	3rd Star
March 2011	Pekka Rinne	3rd Star
January 2012	Pekka Rinne	3rd Star
November 2014	Pekka Rinne	3rd Star
February 2016	Filip Forsberg	3rd Star
November 2016	Pekka Rinne	1st Star
February 2017	Filip Forsberg	2nd Star
January 2022	Juuse Saros	2nd Star
March 2022	Roman Josi	1st Star

NHL THREE STARS OF THE WEEK

Oct. 3-7, 2007	Chris Mason	3rd Star
Nov. 12-18, 2007	Martin Erat	3rd Star
Dec. 17-23, 2007	Jason Arnott	3rd Star
March 24-30, 2008	Dan Ellis	2nd Star
Nov. 10-16, 2008	Dan Ellis	3rd Star
Dec. 1-7, 2008	Pekka Rinne	1st Star
Oct. 26-Nov. 1, 2009	Pekka Rinne	2nd Star
Dec. 14-20, 2009	Patric Hornqvist	3rd Star
March 8-14, 2010	Pekka Rinne	3rd Star
March 15-21, 2010	Pekka Rinne	1st Star
Dec. 12-18, 2011	Pekka Rinne	2nd Star
Jan. 23-29, 2012	Pekka Rinne	2nd Star
March 12-18, 2012	Martin Erat	3rd Star
Dec. 9-15, 2013	Carter Hutton	3rd Star
Nov. 9-16, 2014	Filip Forsberg	3rd Star
Dec. 21-28, 2014	Colin Wilson	2nd Star
Feb. 9-15, 2015	Pekka Rinne	3rd Star
Nov. 30-Dec. 6, 2015	Shea Weber	2nd Star
Feb. 22-28, 2016	Filip Forsberg	1st Star
Nov. 7-13, 2016	Pekka Rinne	3rd Star
Feb. 6-12, 2017	Viktor Arvidsson	3rd Star
Feb. 20-26, 2017	Filip Forsberg	1st Star
April 1-7, 2019	Pekka Rinne	2nd Star
Oct. 21-27, 2019	Roman Josi	2nd Star
Dec. 16-22, 2019	Roman Josi	2nd Star
Feb. 25-March 2, 2020	Ryan Ellis	2nd Star
March 15-21, 2021	Calle Järnkrok	1st Star
March 22-28, 2021	Juuse Saros	3rd Star
Jan. 2-8, 2022	Juuse Saros	2nd Star
March 13-19, 2022	Roman Josi	1st Star

NHL ROOKIE OF THE MONTH

February 2009	Pekka Rinne
November 2013	Marek Mazanec
November 2014	Filip Forsberg

NHL PLAYER OF THE WEEK

Dec. 27, 1999-Jan. 2, 2000	Tomás Vokoun
----------------------------	--------------

NHL DEFENSIVE PLAYER OF THE WEEK

Nov. 24-30, 2003	Tomás Vokoun
Nov. 28-Dec. 4, 2005	Tomás Vokoun
March 13-19, 2006	Tomás Vokoun

NHL OFFENSIVE PLAYER OF THE WEEK

Dec. 22-28, 2003	Scott Walker
Feb. 16-22, 2004	Steve Sullivan
Oct. 10-16, 2005	Steve Sullivan



HOCKEY HALL OF FAME INDUCTEES

PETER FORSBERG | FORWARD | INDUCTED: NOVEMBER 17, 2014



The Predators acquired seven-time All-Star and two-time Stanley Cup champion Peter Forsberg from the Philadelphia Flyers on Feb. 15, 2007 in one of the largest trades in franchise history. Forsberg tallied 15 points (2g-13a) in 17 games for the Predators, helping the team finish the regular season with 51 wins - tied for the second-most in the NHL - and 110 points. Forsberg was inducted into the Hockey Hall of Fame on Nov. 17, 2014 after a legendary 13-season NHL career spent with Quebec, Colorado, Philadelphia and Nashville. He recorded 885 points (249g-636a) in 708 career NHL games from 1994-2010.

PAUL KARIYA | FORWARD | INDUCTED: NOVEMBER 13, 2017

Paul Kariya signed with Nashville as a free agent in the summer of 2005 and went on to help guide the team to two of its best seasons in franchise history in 2005-06 and 2006-07. Kariya began his Predators tenure by posting 85 points (31g-54a) and 54 assists - both single-season franchise records at the time - in the 2005-06 campaign and went on to record 161 points (55g-106a) in 164 games with Nashville. Kariya, who was inducted into the Hockey Hall of Fame on Nov. 13, 2017, tallied exactly a point-per-game (402g-587a) in his 989-game NHL career with Anaheim, St. Louis, Nashville and Colorado.





OLYMPIANS

PREDATORS' OLYMPIC GAMES REPRESENTATIVES - SKATERS

YEAR	SITE	PLAYER	COUNTRY	RESULT	GP	G	A	PTS	PIM
2002	Salt Lake City	Richard Lintner	Slovakia	13th	4	1	1	2	0
2002	Salt Lake City	Oliver Setzinger	Austria	12th	4	1	0	1	2
2002	Salt Lake City	Karlis Skrastins	Latvia	Ninth	1	0	0	0	0
2002	Salt Lake City	Kimmo Timonen	Finland	Sixth	4	0	1	1	2
2006	Torino	Martin Erat	Czech Republic	Bronze	8	1	1	2	4
2006	Torino	Jukka Hentunen	Finland	Silver	8	0	0	0	2
2006	Torino	Danny Markov	Russia	Fourth	8	0	2	2	4
2006	Torino	Alexander Sulzer	Germany	10th	5	0	1	1	2
2006	Torino	Kimmo Timonen	Finland	Silver	8	1	4	5	2
2006	Torino	Marek Zidlicky	Czech Republic	Bronze	7	4	1	5	16
2010	Vancouver	Martin Erat	Czech Republic	Seventh	5	0	1	1	2
2010	Vancouver	Marcel Goc	Germany	11th	4	2	1	3	0
2010	Vancouver	Patric Hornqvist	Sweden	Fifth	4	1	0	1	4
2010	Vancouver	Alexander Radulov	Russia	Sixth	4	1	1	2	4
2010	Vancouver	Ryan Suter	United States	Silver	6	0	4	4	2
2010	Vancouver	Shea Weber	Canada	Gold	7	2	4	6	2
2014	Sochi	Roman Josi	Switzerland	Ninth	4	0	0	0	0
2014	Sochi	Simon Moser	Switzerland	Ninth	4	1	0	1	2
2014	Sochi	Alexander Radulov	Russia	Fifth	5	3	3	6	4
2014	Sochi	Shea Weber	Canada	Gold	6	3	3	6	0
2018	Pyeongchang	Eeli Tolvanen	Finland	Fifth	5	3	6	9	4

PREDATORS' OLYMPIC GAMES REPRESENTATIVES - GOALTENDERS

YEAR	SITE	GOALIE	COUNTRY	RESULT	GP	MIN	RECORD	GA	SA	GAA	SV%
2002	Salt Lake City	Jan Lasak	Slovakia	13th	2	94	0-0	6	38	3.81	.864
2002	Salt Lake City	Mike Dunham	United States	Silver	1	60	0-0	0	23	0.00	1.000
2006	Torino	Tomas Vokoun	Czech Republic	Bronze	7	342	3-4	14	136	2.46	.897

Note: Predators General Manager David Poile served as General Manager for Team USA at the 2014 Olympics and as Associate General Manager at the 2010 Olympics.



Dan Hamhuis & Shea Weber



Roman Josi



FRANCHISE FIRSTS

FIRST NHL GAME

Florida Panthers 1, Nashville Predators 0
Oct. 10, 1998 at Nashville Arena

Coaches: Barry Trotz (head coach), Paul Gardner (assistant coach), Brent Peterson (assistant coach)

Captain: Tom Fitzgerald

Attendance: 17,285 (sellout)

STARTING LINEUP

Left Wing	Andrew Brunette
Center	Greg Johnson
Right Wing	Sergei Krivokrasov
Defenseman	Joel Bouchard
Defenseman	Bob Boughner
Goaltender	Mike Dunham

PREDATORS ROSTER

Players Dressed: Mike Dunham, Jay More, Bob Boughner, Darren Turcotte, Patric Kjellberg, Patrick Cote, Andrew Brunette, Jamie Heward, Tom Fitzgerald, Greg Johnson, Blair Atcheynum, Scott Walker, Sergei Krivokrasov, John Slavey, Denny Lambert, Eric Fichaud, J.J. Daigneault, Brad Smyth, Jeff Nelson, Joel Bouchard
Did Not Dress: Ville Peltonen, Drake Berehowsky, Greg de Vries, Jan Vopat, Sebastien Bordeleau

FIRST WIN

Overall: Oct. 13, 1998 vs. CAR, 3-2 (Mike Dunham)
At Home: Oct. 13, 1998 vs. CAR, 3-2 (Mike Dunham)
On Road: Nov. 6, 1998 at CGY, 2-1 (Mike Dunham)
Overtime: Jan. 30, 1999 at NJD, 3-2 (Mike Dunham)
Shootout: Oct. 8, 2005 vs. ANA, 3-2 (Tomas Vokoun)

FIRST LOSS

Overall: Oct. 10, 1998 vs. FLA, 1-0 (Mike Dunham)
At Home: Oct. 10, 1998 vs. FLA, 1-0 (Mike Dunham)
On Road: Oct. 17, 1998 at OTT, 3-1 (Mike Dunham)
Overtime: Jan. 14, 1999 at DET, 2-1 (Tomas Vokoun)
Shootout: Nov. 5, 2005 at LAK, 3-2 (Tomas Vokoun)

FIRST TIE

Overall: Oct. 19, 1998 at TOR, 2-2 (Mike Dunham)
At Home: Dec. 8, 1998 vs. EDM, 3-3 (Tomas Vokoun)
On Road: Oct. 19, 1998 at TOR, 2-2 (Mike Dunham)

FIRST SCORELESS GAME

March 21, 2001 at MIN (Mike Dunham/Jamie McLennan)

FIRST GOAL

Andrew Brunette (Bouchard, Johnson) on Oct. 13, 1998 at 5:12 of first period in 3-2 win vs. CAR
On ice: Brunette, Johnson, Krivokrasov, Heward, Bouchard

FIRST GOAL AGAINST

Ray Whitney (Murphy, Kvasha) on Oct. 10, 1998 at 2:26 of third period in 1-0 loss vs. FLA

FIRST TWO-GOAL GAME

Sergei Krivokrasov on Oct. 27, 1998 in 5-4 win vs. VAN

FIRST HAT TRICK

Rob Valicevic on Nov. 10, 1999 in 4-2 win at CHI

FIRST NATURAL HAT TRICK

Steve Sullivan on Dec. 14, 2006 in 6-0 win vs. OTT

FIRST FOUR-GOAL GAME

Eric Myslrom on Jan. 24, 2014 in 5-4 SOL at CGY

FIRST HAT TRICK AGAINST

Joe Sakic on Feb. 19, 1999 in 4-4 tie vs. COL

FIRST TWO-POINT GAME

Greg Johnson (Za) on Oct. 13, 1998 in 3-2 win vs. CAR

FIRST THREE-POINT GAME

Sergei Krivokrasov (Zg-1a) on Oct. 27, 1998 in 5-4 win vs. VAN

FIRST FOUR-POINT GAME

Sebastien Bordeleau (Zg-2a) and Sergei Krivokrasov (Zg-2a) on Dec. 19, 1998 in 6-4 win at VAN

FIRST FIVE-POINT GAME

Marek Zidlicky (Sa) on Feb. 18, 2004 in 7-3 win vs. SJS

FIRST 20-GOAL SCORER

Sergei Krivokrasov (hit 20 goals on March 12, 1999 vs. CHI)

FIRST 30-GOAL SCORER

Steve Sullivan (hit 30 goals on March 21, 2006 at DET)

FIRST MULTI-SEASON 30-GOAL SCORER

Filip Forsberg (recorded second 30-goal season on March 30, 2017 vs. TOR)

FIRST 60-POINT SCORER

Cliff Roming (hit 60 points on March 28, 2000 vs. NYI)

FIRST 70-POINT SCORER

Paul Kariya (hit 70 points on March 25, 2006 at LAK)

FIRST 80-POINT SCORER

Paul Kariya (hit 80 points on April 15, 2006 vs. PHX)

FIRST GAME-WINNING GOAL

J.J. Daigneault (Heward, Johnson) on Oct. 13, 1998 at 12:18 of first period in 3-2 win vs. CAR

FIRST GAME-TYING GOAL

Sergei Krivokrasov (Johnson, Bouchard) on Dec. 8, 1998 at 14:24 of third period in 3-3 tie vs. EDM

FIRST EMPTY-NET GOAL

Scott Walker (Daniels) on Nov. 10, 1998 at 19:48 of third period in 4-2 win at SJS

FIRST OVERTIME GOAL

Sebastien Bordeleau (Fitzgerald) on Jan. 30, 1999 at 2:43 of OT in 3-2 win at NJD

FIRST GOAL BY GOALTENDER

Chris Mason on April 15, 2006 in 5-1 win vs. PHX

FIRST POWER-PLAY GOAL

J.J. Daigneault (Heward, Johnson) on Oct. 13, 1998 at 12:18 of first period in 3-2 win vs. CAR

FIRST POWER-PLAY GOAL AGAINST

Ray Whitney (Murphy, Kvasha) on Oct. 10, 1998 at 2:26 of third period in 1-0 loss vs. FLA

FIRST SHORTHANDED GOAL

Scott Walker on Oct. 24, 1998 at 4:31 of first period in 5-4 loss at CHI

FIRST SHORTHANDED GOAL AGAINST

Magnus Arvedson (Yashin, Redden) on Oct. 17, 1998 at 8:07 of third period in 3-1 loss at OTT

FIRST OVERTIME SHORTHANDED GOAL

Calle Jarnkrok (Jos) on Jan. 10, 2017 in 2-1 win vs. VAN

FIRST MINOR PENALTY

Tom Fitzgerald (high sticking) on Oct. 10, 1998 at 4:09 of first period in 1-0 loss vs. FLA

FIRST MAJOR PENALTY

Patrick Cote (fighting) on Oct. 10, 1998 at 6:52 of first period in 1-0 loss vs. FLA

FIRST GAME MISCONDUCT

Denny Lambert on Oct. 21, 1998 at 14:47 of third period in 5-2 loss at DET

FIRST PENALTY SHOT

Kimmo Timonen scored on Jeff Hackett on Nov. 18, 1999 of second period in 6-1 win vs. MTL

FIRST PENALTY SHOT AGAINST

Shaun Van Allen stopped by Eric Fichaud on Dec. 1, 1998 at 15:42 of third period in 3-1 loss at OTT

FIRST SHOT ON GOAL

Bob Boughner on Oct. 10, 1998 at 7:10 of first period on Kirk McLean in 1-0 loss vs. FLA

FIRST 40+ SHOTS GAME

Nov. 21, 1998 in 6-3 loss vs. NYI (42 shots)

FIRST 50+ SHOTS GAME

Oct. 14, 1999 in 5-1 loss vs. SJS (52 shots)

FIRST 40+ SAVES GAME

Mike Dunham on Oct. 21, 1998 in 5-2 loss at DET (52 saves)

FIRST 50+ SAVES GAME

Mike Dunham on Oct. 21, 1998 in 5-2 loss at DET (52 saves)

FIRST SHUTOUT

Tomas Vokoun on Jan. 15, 1999 in 2-0 win vs. PHX (31 saves)

FIRST SHUTOUT AGAINST

Kirk McLean on Oct. 10, 1998 in 1-0 loss vs. FLA (26 saves)



OVERTIME & SHOOTOUT HISTORY

SEASON	HOME					ROAD					OVERALL				
	GP	W	L	T	PCT	GP	W	L	T	PCT	GP	W	L	T	PCT
1998-99	5	0	1	4	.400	5	1	1	3	.500	10	1	2	7	.450
1999-00	5	0	2	3	.300	13	4	5	4	.462	18	4	7	7	.417
2000-01	9	2	0	7	.611	8	3	3	2	.500	17	5	3	9	.559
2001-02	10	2	0	8	.600	8	3	0	5	.688	18	5	0	13	.639
2002-03	9	3	1	5	.611	16	2	6	8	.375	25	5	7	13	.460
2003-04	12	3	2	7	.542	10	4	2	4	.600	22	7	4	11	.568
2005-06	6	5	1	--	.833	11	4	7	--	.364	17	9	8	--	.529
2006-07	9	4	5	--	.444	8	5	3	--	.625	17	9	8	--	.529
2007-08	9	5	4	--	.556	8	3	5	--	.375	17	8	9	--	.471
2008-09	10	6	4	--	.600	10	6	4	--	.600	20	12	8	--	.600
2009-10	10	7	3	--	.700	10	7	3	--	.700	20	14	6	--	.700
2010-11	11	3	8	--	.272	8	5	3	--	.625	19	8	11	--	.421
2011-12	9	4	5	--	.444	7	4	3	--	.571	16	8	8	--	.500
2012-13	7	3	4	--	.429	7	2	5	--	.286	14	5	9	--	.357
2013-14	8	3	5	--	.375	9	2	7	--	.222	17	5	12	--	.294
2014-15	13	9	4	--	.692	11	5	6	--	.455	24	14	10	--	.583
2015-16	10	3	7	--	.300	10	3	7	--	.300	20	6	14	--	.300
2016-17	10	2	8	--	.200	8	4	4	--	.500	18	6	12	--	.333
2017-18	10	6	4	--	.600	12	5	7	--	.416	22	11	11	--	.500
2018-19	7	5	2	--	.714	8	4	4	--	.500	15	9	6	--	.600
2019-20	7	3	4	--	.429	8	4	4	--	.500	15	7	8	--	.467
2020-21	5	5	0	--	1.000	7	5	2	--	.714	12	10	2	--	.833
2021-22	8	6	2	--	.750	9	4	5	--	.444	17	10	7	--	.589
TOTAL	199	89	76	34	.533	211	89	96	26	.483	410	178	172	60	.507

Note: These totals are for Nashville games that ended in either overtime or in a shootout.

SEASON	HOME					ROAD					OVERALL				
	GP	OTW	SOW	OTL	SOL	GP	OTW	SOW	OTL	SOL	GP	OTW	SOW	OTL	SOL
2005-06	6	1	4	0	1	11	2	2	5	2	17	3	6	5	3
2006-07	9	2	2	2	3	8	1	4	1	2	17	3	6	3	5
2007-08	9	3	2	1	3	8	2	1	3	2	17	5	3	4	5
2008-09	10	2	4	2	2	10	4	2	1	3	20	6	6	3	5
2009-10	10	1	6	1	2	10	5	2	1	2	20	6	8	2	4
2010-11	11	1	2	5	3	8	1	4	2	1	19	2	6	7	4
2011-12	9	1	3	2	3	7	2	2	1	2	16	3	5	3	5
2012-13	7	3	0	0	4	7	0	2	3	2	14	3	2	3	6
2013-14	8	2	1	1	4	9	1	1	2	5	17	3	2	3	9
2014-15	13	5	4	2	2	11	3	2	2	4	24	8	6	4	6
2015-16	10	1	2	5	2	10	1	2	7	0	20	2	4	12	2
2016-17	10	2	0	6	2	8	2	2	2	2	18	4	2	8	4
2017-18	10	1	5	1	3	12	4	1	3	4	22	5	6	4	7
2018-19	7	2	3	1	1	8	3	1	3	1	15	5	4	4	2
2019-20	7	1	2	3	1	8	3	1	2	2	15	4	3	5	3
2020-21	5	3	2	0	0	7	2	3	2	0	12	5	5	2	0
2021-22	8	3	3	2	0	9	3	1	3	2	17	6	4	5	2
TOTAL	149	34	45	34	36	151	39	33	43	36	300	73	78	77	72

Note: These totals are since the NHL enacted the shootout in the 2005-06 season.



OVERTIME & SHOOTOUT HISTORY

ALL-TIME RECORD vs. NHL IN OVERTIME & SHOOTOUT COMBINED

TEAM	GP	W	L	T	PCT
Anaheim	19	6	11	2	.368
Arizona	19	11	6	2	.632
Boston	9	5	3	1	.611
Buffalo	6	3	2	1	.583
Calgary	22	5	13	4	.318
Carolina	8	3	4	1	.438
Chicago	28	12	12	4	.500
Colorado	17	9	3	5	.676
Columbus	21	12	8	1	.595
Dallas	17	11	5	1	.676
Detroit	24	9	11	4	.458
Edmonton	14	7	4	3	.607
Florida	11	6	2	3	.682
Los Angeles	17	6	8	3	.441
Minnesota	20	6	9	5	.425
Montreal	13	6	6	1	.500
New Jersey	13	7	6	0	.538
NY Islanders	6	3	3	0	.500
NY Rangers	5	2	2	1	.500
Ottawa	7	3	4	0	.429
Philadelphia	11	5	3	3	.591
Pittsburgh	9	2	5	2	.333
St. Louis	32	16	12	4	.563
San Jose	17	7	8	2	.471
Tampa Bay	9	3	4	2	.444
Toronto	4	1	2	1	.375
Vancouver	13	5	6	2	.462
Vegas	2	0	2	0	.000
Washington	7	2	4	1	.357
Winnipeg	10	5	4	1	.550

ALL-TIME RECORD vs. NHL IN OVERTIME ONLY (no shootout)

TEAM	GP	W	L	T	PCT
Anaheim	9	4	3	2	.556
Arizona	11	6	3	2	.636
Boston	6	3	2	1	.583
Buffalo	5	2	2	1	.500
Calgary	17	4	9	4	.353
Carolina	5	2	2	1	.500
Chicago	18	6	8	4	.444
Colorado	15	8	2	5	.700
Columbus	10	5	4	1	.550
Dallas	10	6	3	1	.650
Detroit	17	6	7	4	.471
Edmonton	9	4	2	3	.611
Florida	6	3	0	3	.750
Los Angeles	13	4	6	3	.423
Minnesota	13	1	7	5	.269
Montreal	8	2	5	1	.313
New Jersey	6	3	3	0	.500
NY Islanders	3	1	2	0	.333
NY Rangers	3	2	0	1	.833
Ottawa	5	2	3	0	.400
Philadelphia	5	1	1	3	.500
Pittsburgh	6	0	4	2	.167
St. Louis	16	7	5	4	.563
San Jose	11	5	4	2	.545
Tampa Bay	8	2	4	2	.375
Toronto	2	1	0	1	.750
Vancouver	9	4	3	2	.556
Vegas	1	0	1	0	.000
Washington	4	1	2	1	.375
Winnipeg	8	5	2	1	.688





OVERTIME HISTORY

NASHVILLE OVERTIME SCORING

PLAYER	G	A	PTS
Arkhipov	2	1	3
Arnott	1	3	4
Arvidsson	2	5	7
Berenzweig	1	0	1
Bonino	0	2	2
Bonk	0	3	3
Bordeleau	1	0	1
Bouillon	1	2	3
Carrier	0	1	1
Classen	0	1	1
Cullen	0	1	1
de Vries	0	1	1
Delmore	3	2	5
Duchene	3	2	5
Dumont	1	3	4
Eaton	1	2	3
Ekholm	3	7	10
Ellis	2	6	8
Erat	2	3	5
Fiala	1	0	1
Fisher	0	1	1
Fitzgerald	0	1	1
Forsberg, F.	8	3	11
Forsberg, P.	1	0	1
Franson	1	1	2
Goc	0	1	1
Granlund	2	5	7
Hamhuis	1	2	3
Hartnell	2	2	4

PLAYER	G	A	PTS
Haula	1	2	3
Hiavac	0	1	1
Houlder	0	1	1
Hulse	1	0	1
Hutchinson	1	0	1
Jankrok	2	3	5
Jeannot	1	1	2
Johansen	2	3	5
Carrier	3	3	6
Jones	1	1	2
Josi	6	12	18
Kariya	1	2	3
Koistinen	1	0	1
Kositsyn, S.	0	2	2
Krivokrasov	1	0	1
Legwand	9	9	18
Millar	0	1	1
Murray	0	2	2
Neal	3	1	4
Orszagh	0	3	3
Peltonen	0	1	1
Peverley	1	1	2
Radulov	1	1	2
Ribeiro	0	3	3
Rinne	0	1	1
Robitaille	1	0	1
Romning	2	2	4
Sissons	1	1	2
Skirstins	0	2	2

PLAYER	G	A	PTS
Smith	2	0	2
Subban	0	2	2
Sullivan	3	3	6
Suter	2	6	8
Timonen	1	6	7
Tolvanen	1	0	1
Turris	1	2	3
Walker	3	3	6
Ward	0	2	2
Weber, S.	7	7	14
Wilson	2	4	6
Yachmenev	0	2	2
York	1	2	3
Zanon	0	1	1
Zidicky	1	5	6

NASHVILLE GOALIE RECORDS

GOALTENDER	GP	W	L	T	PCT
Dunham	44	11	9	24	.523
Ellis	10	7	3	0	.700
Hutton	10	3	7	0	.300
Lindback	3	1	2	0	.333
Mason	12	5	6	1	.458
Mazanec	1	0	1	0	.000
Rinne	75	37	38	0	.493
Rittich	4	1	3	0	.250
Saros	28	16	12	0	.571
Vokoun	73	19	19	35	.500





OVERTIME HISTORY

OPPONENT OVERTIME SCORING (vs. NASHVILLE)

PLAYER	G	A	PTS
Albelin	1	0	1
Amonte	0	1	1
Andersson	0	1	1
Atkinson	0	1	1
Aucuin, A.	1	1	2
Backlund	1	0	1
Backstrom	0	1	1
Bailey	0	1	1
Barrie	1	0	1
Bates	0	1	1
Beaulieu	0	1	1
Bednar	0	1	1
Bergeron	0	1	1
Bertuzzi, Todd	1	1	2
Blake, R.	0	1	1
Bogosian	1	0	1
Bourque, Ray	0	1	1
Bourque, Rene	1	0	1
Boyle, D.	1	1	2
Briere	1	0	1
Brodie	0	1	1
Brodzkiak	0	1	1
Bulis	0	1	1
Bure, V.	1	0	1
Burmistrov	0	1	1
Cammalleri	1	0	1
Carter	2	1	3
Chabot	1	2	3
Chelios	0	1	1
Chubarov	0	1	1
Chychny	0	1	1
Cleary	1	0	1
Cooke	0	1	1
Coyle	0	1	1
Crosby	1	1	2
Cross	1	0	1
Crowley	1	0	1
Cullen	0	1	1
Dach	0	1	1
Datsyuk	0	1	1
DeBrincat	2	0	2
Demitra	0	1	1
Desharnais	1	1	2
Doan	0	1	1
Domenichelli	0	1	1
Doughty	0	2	2
Duchene	0	1	1
Duchair	1	0	1
Dumba	1	0	1
Dvorak	0	1	1
Dzingel	0	1	1
Eager	0	1	1
Eakin	1	0	1
Eastwood	1	0	1
Ebbett	1	0	1
Ehrhoff	1	0	1
Eichel	1	0	1
Elias	1	0	1
Eriksson Ek	0	1	1
Fedorov, S.	1	2	3
Fedun	0	1	1
Fischer	1	0	1
Footo	1	0	1
Forsberg, P.	1	0	1
Franzen	1	0	1
Gaborik	1	0	1
Galchenyuk	0	1	1
Gaudreau	0	4	4
Getzlaf	0	1	1
Giordano	1	1	2
Giroux	0	1	1
Gomez	0	1	1
Gostisbehere	1	0	1
Gourde	1	0	1
Hagel	1	0	1
Halak	0	1	1
Hall	1	1	2
Hamilton, D.	0	2	2

PLAYER	G	A	PTS
Hamilton, J.	1	0	1
Hedman	0	1	1
Hejduk	0	1	1
Henrique	1	0	1
Hickey	1	0	1
Hinojosa	0	1	1
Hoffman	1	0	1
Hossa	1	0	1
Hronek	0	1	1
Hull	1	0	1
Huskings	0	1	1
Iginla	1	0	1
Jagr	0	1	1
Janmark	1	0	1
Johnson, T.	1	0	1
Johnsson, K.	0	1	1
Jones, S.	0	1	1
Kaberle, F.	1	0	1
Nane, P.	0	3	3
Kaprizov	0	1	1
Keith, D.	0	4	4
Kennedy	0	1	1
Kesler	0	1	1
Kessel	1	0	1
Klingberg	0	1	1
Koefoed	0	1	1
Koivu, M.	0	1	1
Koivu, S.	0	1	1
Kopitar	0	1	1
Kozlov, Viktor	0	1	1
Kozlov, Vy.	1	0	1
Krajicek	1	0	1
Kronwall	0	1	1
Kucherov	1	0	1
Kulikov	1	0	1
Kunitz	0	1	1
Ladd	0	1	1
Laich	1	0	1
Lankinen	0	1	1
Larkin	1	0	1
Latendresse	0	1	1
Lehner	0	1	1
Letang	1	0	1
Letowski	0	1	1
Lidstrom	0	1	1
Lindholm	1	1	2
Little	0	1	1
Lukowich	0	1	1
MacInnis, A.	0	1	1
Malkin	0	1	1
Marchand	1	0	1
Marchant	0	1	1
Markov, A.	0	1	1
Marleau	2	0	2
Martinez	0	1	1
Matvichuk	0	1	1
McCauley	1	0	1
McDonald	0	1	1
Messier	1	0	1
Michalek, Z.	1	0	1
Miller, K.	1	0	1
Modry	1	0	1
Monahan	0	1	1
Moore	0	1	1
Morris, D.	0	1	1
Morrison, B.	1	1	2
Nagy	0	1	1
Neidermayer, R.	0	1	1
Nicklas	0	1	1
Niederreiter	1	0	1
Nyquist	1	0	1
Oshie	0	1	1
Ovechkin	0	2	2
Pacioretty	2	0	2
Palfy	0	1	1
Panarin	1	0	1
Papineau	1	0	1
Parenteau	0	1	1

PLAYER	G	A	PTS
Parise	0	1	1
Pastrnak	0	1	1
Patrick	0	1	1
Pearson	1	0	1
Petrangelo	0	1	1
Pronger, C.	1	2	3
Prosperal	1	0	1
Radulov	0	1	1
Rafalski	0	2	2
Rakell	0	1	1
Richards, B.	0	1	1
Russell, K.	1	0	1
Saad	1	0	1
Salei	0	1	1
Salvador	0	1	1
Satan	0	1	1
Savard, M.	0	2	2
Schmidt	0	1	1
Schroeder	0	1	1
Seabrook	0	1	1
Seguin	0	1	1
Selanne	1	1	2
Semin	0	1	1
Sergachev	0	1	1
Setoguchi	1	0	1
Shanahan	2	0	2
Sharp	0	1	1
Slavin	0	1	1
Smith, R.	1	0	1
Sopel	0	1	1
Souray	1	0	1
Spacek	0	2	2
Spurgeon	1	1	2
Staal, J.	1	0	1
Stalberg	1	0	1
Stankos	0	2	2
Stastny	1	1	2
Steen	1	0	1
Stepan	0	1	1
Stoll	0	1	1
Stuart, B.	0	1	1
Stumpel	1	0	1
Subban	1	1	2
Suchy	0	1	1
Suter, R.	0	2	2
Tangway	0	1	1
Tarasenko	1	0	1
Thomas, S.	1	0	1
Thornton, J.	0	2	2
Tkachuk, B.	0	1	1
Tkachuk, K.	2	0	2
Tkachuk, M.	1	0	1
Toews	1	1	2
Tverdotsky	0	2	2
Vaakanainen	0	1	1
Vemette	0	1	1
Visnovsky	0	1	1
Voracek	0	1	1
Vrbata	0	1	1
Warrener	1	0	1
Wheeler	1	0	1
White, I.	0	2	2
Wisniewski	1	0	1
Woolley	1	0	1
Wright	1	0	1
Yelle, S.	0	1	1
York, M.	0	1	1
Yzerman	0	1	1
Zajac	0	1	1
Zanon	0	2	2
Zetterberg	0	2	2



OVERTIME HISTORY

OPPONENT GOALTENDER OVERTIME RECORDS (vs. NASHVILLE)

GOALTENDER	GP	W	L	T	PCT
Aebischer	2	0	2	0	.000
Allen	3	2	1	0	.667
Anderson	3	2	1	0	.667
Aubin	1	0	0	1	.500
Auld	1	0	1	0	.000
Backstrom	4	3	1	0	.750
Belfour	1	1	0	0	1.000
Billington	1	0	0	1	.500
Binnington	1	0	1	0	.000
Biron	1	0	0	1	.500
Bishop	2	1	1	0	.500
Bobrovsky	1	0	1	0	.000
Boucher	3	1	1	1	.500
Brathwaite	3	1	0	2	.667
Brodeur	2	1	1	0	.500
Bryzgalov	3	1	2	0	.333
Budaj	2	2	0	0	1.000
Burke	3	0	2	1	.167
Cechmanek	4	0	1	3	.375
Clemmensen	1	0	1	0	.000
Cloutier	2	1	0	1	.750
Conklin	1	1	0	0	1.000
Crawford	5	5	0	0	1.000
Dafoe	2	0	1	1	.250
Delia	1	0	1	0	.000
Denis	3	0	1	2	.333
DeSmith	1	1	0	0	1.000
Domingue	2	1	1	0	.500
Dubnyk	2	2	0	0	1.000
Elliott	1	1	0	0	1.000
Enroth	1	1	0	0	1.000
Fasth	1	0	1	0	.000
Fernandez	3	0	0	3	.500
Fitzpatrick	1	0	0	1	.500
Fleury	4	3	1	0	.750
Fuhr	1	1	0	0	1.000
Garon	2	1	1	0	.500
Gerber	1	1	0	0	1.000
Giguere	7	3	4	0	.429
Gustavsson	1	0	1	0	.000
Hackett	1	0	0	1	.500
Halak	3	1	2	0	.333
Hasek	4	2	1	1	.625
Hebert	2	0	0	2	.500
Hedberg	2	0	1	1	.250
Hellebuyck	3	1	2	0	.333
Hnilecka	1	0	0	1	.500
Hodson	1	0	0	1	.500
Hogberg	1	1	0	0	1.000
Holmqvist	1	1	0	0	1.000
Holtby	1	0	1	0	.000
Howard	3	2	1	0	.667
Hutton	1	0	1	0	.000
Irbe	1	0	0	1	.500
Johnson	2	0	1	1	.250
Jones	1	0	1	0	.000
Joseph	3	1	0	2	.667
Kahkonen	1	0	1	0	.000
Khabibulin	3	1	1	1	.500
Khudobin	3	0	3	0	.000
Kinkaid	3	2	1	0	.667
Kiprusoff	4	2	1	1	.625
Korpisalo	1	1	0	0	1.000
Kuemper	3	1	2	0	.333
Lack	1	0	1	0	.000
Lankinen	1	1	0	0	1.000
Leclaire	1	0	1	0	.000
Legace	5	0	4	1	.100
Lehner	3	1	2	0	.333
Lehtonen	1	0	1	0	.000
Luongo	5	1	1	3	.500
Maracle	1	0	1	0	.000
Markkanen	2	0	2	0	.000
Markstrom	2	0	2	0	.000
Mason, C.	2	1	1	0	.500
Mason, S.	1	0	1	0	.000
McElhinney	1	0	1	0	.000
McLean	1	0	1	0	.000

GOALTENDER	GP	W	L	T	PCT
McLennan	2	0	0	2	.500
Merzlikins	1	0	1	0	.000
Miller	2	0	2	0	.000
Mrazek	1	1	0	0	1.000
Munro	1	0	0	1	.500
Nabokov	3	0	1	2	.333
Nedeljkovic	1	1	0	0	1.000
Neuwirth	2	2	0	0	1.000
Niemi	5	3	2	0	.600
Nilsson	1	0	1	0	.000
Nilstorp	1	0	1	0	.000
Ortio	1	1	0	0	1.000
Osgood	7	4	1	2	.714
Passmore	2	0	0	2	.500
Pavelec	2	1	1	0	.500
Pelletier	1	0	1	0	.000
Potvin	3	1	0	2	.667
Price	4	3	1	0	.750
Prusek	1	1	0	0	1.000
Quick	4	3	1	0	.750
Raanta	1	1	0	0	1.000
Ramo	1	1	0	0	1.000
Rask	1	0	1	0	.000
Richter	1	0	0	1	.500
Rittich	2	1	1	0	.500
Roloston	1	0	1	0	.000
Roy	5	1	0	4	.600
Salo	5	1	2	2	.400
Sanford	3	2	1	0	.667
Schaefer	1	1	0	0	1.000
Schneider	1	0	1	0	.000
Schwab	1	0	1	0	.000
Shtalenkov	1	0	0	1	.500
Skudra	1	1	0	0	1.000
Smith	1	0	1	0	.000
Snow	1	1	0	0	1.000
Storr	2	1	1	0	.500
Subban	3	2	1	0	.667
Svedberg	1	1	0	0	1.000
Theodore	1	1	0	0	1.000
Thibault	3	0	2	1	.167
Toivonen	1	0	1	0	.000
Toskala	1	1	0	0	1.000
Turco	1	0	0	1	.500
Turek	4	1	1	2	.500
Ullmark	1	1	0	0	1.000
Vanbiesbrouck	1	0	0	1	.500
Varlamov	3	1	2	0	.333
Vasilevskiy	2	1	1	0	.500
Vladar	1	1	0	0	1.000
Weekes	1	0	1	0	.000



SHOOTOUT HISTORY

ALL-TIME RECORD vs. NHL IN SHOOTOUT

TEAM	W	L	PCT
Anaheim	2	8	.200
Arizona	5	3	.625
Boston	2	1	.667
Buffalo	1	0	1.000
Calgary	1	4	.200
Carolina	1	2	.333
Chicago	6	4	.600
Colorado	1	1	.500
Columbus	7	4	.636
Dallas	5	2	.714
Detroit	3	3	.500
Edmonton	3	2	.600
Florida	3	2	.600
Los Angeles	2	2	.500
Minnesota	5	2	.714
Montreal	4	1	.800
New Jersey	4	3	.571
NY Islanders	2	1	.667
NY Rangers	0	2	.000
Ottawa	1	1	.500
Philadelphia	4	2	.667
Pittsburgh	2	1	.667
St. Louis	2	4	.333
San Jose	9	7	.563
Tampa Bay	1	0	1.000
Toronto	0	2	.000
Vancouver	1	3	.250
Vegas	0	1	.000
Washington	1	2	.333
Winnipeg	0	2	.000
TOTAL	78	72	.520

NASHVILLE GOALTENDERS

GOALTENDER	GA	ATTEMPTS	PCT	W-L
Dubnyk	2	4	50.0%	0-1
Ellis	12	30	60.0%	5-5
Hutton	14	39	64.1%	5-5
Lindback	0	3	100.0%	1-0
Mason	11	38	71.1%	7-6
Mazanec	5	10	50.0%	0-3
Rinne	79	291	72.9%	43-37
Rittich	2	8	75.0%	1-1
Saros	18	70	74.3%	10-8
Vokoun	15	37	59.5%	6-6
TOTALS	158	530	70.2%	78-72

NASHVILLE SHOOTERS

PLAYER	GOALS	ATTEMPTS	PCT	GDPG
Arnott	2	3	66.7%	1
Arvidsson	0	4	0.0%	0
Beck	0	2	0.0%	0
Bonino	0	2	0.0%	0
Bonk	2	4	50.0%	0
Bouillon	0	1	0.0%	0
Bourque	1	6	16.7%	0
Boyd	0	1	0.0%	0
Boyle	1	2	50.0%	1
Carr	1	1	100.0%	1
Cousins	0	1	0.0%	0
Cullen	2	10	20.0%	0
Duchene	2	11	18.2%	2
Dumont	3	12	25.0%	2
Ekhom	0	1	0.0%	0
Ellis	10	31	32.3%	4
Erat	15	47	31.9%	11
Fiala	2	12	16.7%	1
Fiddler	2	6	33.3%	0
Fisher	0	7	0.0%	0
Forsberg, F.	14	46	30.4%	6
Forsberg, P.	0	1	0.0%	0
Franson	1	4	25.0%	1
Gamache	0	2	0.0%	0
Goc	3	11	27.3%	2
Granlund	3	5	60.0%	2
Grimaldi	1	2	50.0%	1
Halischuk	0	2	0.0%	0
Hendricks	0	2	0.0%	0
Hornqvist	0	5	0.0%	0
Jankrok	2	7	28.6%	1
Johansen	7	23	30.4%	5
Jokinen	0	1	0.0%	0
Jones	0	1	0.0%	0
Josi	7	20	35.0%	2
Kariya	12	18	66.7%	3
Koistinen	3	4	75.0%	1
Kostitsyn, A.	1	2	50.0%	1
Kostitsyn, S.	1	5	20.0%	1
Legwand	10	32	31.3%	4
Neal	3	10	30.0%	2
O'Reilly	5	11	45.5%	2
Peverley	2	5	40.0%	1
Radulov	5	15	33.3%	4
Roy	2	5	40.0%	1
Santorelli	4	5	80.0%	1
Sillinger	1	1	100.0%	0
Smith	11	42	26.2%	5
Sullivan	9	28	32.1%	6
Timonen	0	1	0.0%	0
Tolvanen	0	2	0.0%	0
Turris	6	18	33.3%	2
Vasicek	0	1	0.0%	0
Ward	0	1	0.0%	0
Weber	0	1	0.0%	0
Wilson	1	7	14.3%	1
Yip	0	1	0.0%	0
Zidlicky	1	6	16.7%	0
TOTALS	158	517	30.6%	78



PREDATORS vs. THE NHL

PREDATORS TOP SCORERS vs. INDIVIDUAL OPPONENT, ALL-TIME

PLAYER	OPPONENT	GP	G	A	PTS	PIM
David Legwand	Chicago	70	21	40	61	32
Martin Erat	Columbus	57	16	37	53	34
David Legwand	Columbus	62	21	27	48	56
David Legwand	Detroit	69	15	26	41	28
Roman Josi	Colorado	38	13	25	38	12
Shea Weber	Columbus	47	11	27	38	37
Martin Erat	Chicago	53	14	22	36	36
David Legwand	Edmonton	49	15	20	35	22
David Legwand	St. Louis	73	12	23	35	40
Roman Josi	Dallas	47	12	21	33	36
Martin Erat	Detroit	57	15	18	33	44

PREDATORS GAMES PLAYED vs. INDIVIDUAL OPPONENT, ALL-TIME

PLAYER	OPPONENT	GP
David Legwand	St. Louis	73
David Legwand	Chicago	70
David Legwand	Detroit	69
David Legwand	Columbus	62
Shea Weber	St. Louis	60

MOST POINTS vs. INDIVIDUAL OPPONENT, SINGLE SEASON

PLAYER	OPPONENT	SEASON	GP	G	A	PTS
David Legwand	Chicago	2006-07	8	6	7	13
Paul Kariya	Chicago	2006-07	8	3	10	13
Paul Kariya	Columbus	2005-06	8	3	10	13
Roman Josi	Minnesota	2021-22	4	4	8	12
Filip Forsberg	Minnesota	2021-22	4	4	7	11

MOST GOALS vs. INDIVIDUAL OPPONENT, SINGLE SEASON

PLAYER	OPPONENT	SEASON	GP	G
Ryan Johansen	Minnesota	2021-22	4	6
Jason Arnott	Calgary	2006-07	4	6
Sergei Krivokrasov	Vancouver	1998-99	4	6
David Legwand	Chicago	2006-07	8	6
Yanic Perreault	Chicago	2005-06	8	6
Mike Fisher	Columbus	2011-12	5	6
10 tied with				5

MOST ASSISTS vs. INDIVIDUAL OPPONENT, SINGLE SEASON

PLAYER	OPPONENT	SEASON	GP	A
Roman Josi	Detroit	2020-21	8	10
Paul Kariya	Chicago	2006-07	8	10
Paul Kariya	Columbus	2005-06	8	10
Ryan Suter	Columbus	2011-12	5	9
Roman Josi	Minnesota	2021-22	4	8
Roman Josi	Winnipeg	2017-18	5	8
David Legwand	Chicago	2011-12	6	8
Shea Weber	Columbus	2011-12	6	8
Scott Hartnell	Chicago	2005-06	8	8

PREDATORS GOAL LEADERS vs. INDIVIDUAL OPPONENT, ALL-TIME

PLAYER	OPPONENT	GP	G
David Legwand	Columbus	62	21
David Legwand	Chicago	70	21
Filip Forsberg	Colorado	29	16
Filip Forsberg	Minnesota	29	16
Martin Erat	Columbus	57	16
Four tied with			15

PREDATORS ASSIST LEADERS vs. INDIVIDUAL OPPONENT, ALL-TIME

PLAYER	OPPONENT	GP	A
David Legwand	Chicago	70	40
Martin Erat	Columbus	57	37
Shea Weber	Columbus	47	27
David Legwand	Columbus	62	27
David Legwand	Detroit	69	26

PREDATORS PENALTY MINUTE LEADERS vs. INDIVIDUAL OPPONENT, ALL-TIME

PLAYER	OPPONENT	GP	PIM
Jordin Tootoo	Columbus	42	100
Jordin Tootoo	St. Louis	38	93
Dan Hamhuis	Chicago	45	72
Scott Hartnell	Calgary	20	67
Patrick Cote	Chicago	9	61

GAA LEADERS vs. INDIVIDUAL OPPONENT, ALL-TIME (min. 200 minutes)

PLAYER	OPPONENT	GP	GAA
Carter Hutton	Buffalo	4	1.23
Juuse Saros	Minnesota	5	1.39
Chris Mason	Los Angeles	8	1.40
Pekka Rinne	Montreal	13	1.42
Dan Ellis	Columbus	7	1.47

WINS LEADERS vs. INDIVIDUAL OPPONENT, ALL-TIME

PLAYER	OPPONENT	WINS
Pekka Rinne	Chicago	26
Pekka Rinne	Colorado	25
Pekka Rinne	St. Louis	25
Pekka Rinne	Columbus	22
Pekka Rinne	Edmonton	21





NHL vs. THE PREDATORS

TOP SCORERS vs. NASHVILLE, ALL-TIME

PLAYER	OPPONENT	GP	G	A	PTS	PIM
Pavel Datsyuk	Detroit	67	21	53	74	14
Jarome Iginla	Calgary/Boston/Colorado	68	42	27	69	38
Patrick Kane	Chicago	77	25	43	68	24
Joe Thornton	Boston/San Jose	57	14	50	64	53
Nicklas Lidstrom	Detroit	79	17	42	59	32
Teemu Selanne	Anaheim/San Jose/Colorado	51	24	29	53	10
Henrik Sedin	Vancouver	58	9	44	53	60
Henrik Zetterberg	Detroit	63	18	35	53	22
Patrick Marleau	San Jose/Toronto	71	21	30	51	18
Ryan Getzlaf	Anaheim	44	15	35	50	24



Pavel Datsyuk

GAMES PLAYED LEADERS vs. NASHVILLE, ALL-TIME

PLAYER	OPPONENT	GP
Duncan Keith	Chicago/Edmonton	92
Nicklas Lidstrom	Detroit	79
Brent Seabrook	Chicago	78
Patrick Kane	Chicago	77
Patrick Marleau	San Jose/Toronto	71

MOST POINTS vs. NASHVILLE, SINGLE SEASON

PLAYER	OPPONENT	SEASON	GP	G	A	PTS
Jonathan Huberdeau	Florida	2020-21	8	8	7	15
Pavel Datsyuk	Detroit	2006-07	8	2	11	13
Aleksander Barkov	Florida	2020-21	8	5	7	12
Alexei Zhamnov	Chicago	1998-99	6	4	7	11
Joe Pavelski	Dallas	2020-21	8	4	7	11
Nine tied with						10

GOAL LEADERS vs. NASHVILLE, ALL-TIME

PLAYER	OPPONENT	GP	G
Jarome Iginla	Calgary/Boston/Colorado	68	42
Rick Nash	Columbus/NY Rangers	61	26
Patrick Kane	Chicago	77	25
Teemu Selanne	Anaheim/San Jose/Colorado	51	24
Brendan Shanahan	Detroit/NY Rangers/New Jersey	42	23

ASSIST LEADERS vs. NASHVILLE, ALL-TIME

PLAYER	OPPONENT	GP	A
Pavel Datsyuk	Detroit	67	53
Joe Thornton	Boston/San Jose	57	50
Henrik Sedin	Vancouver	58	44
Patrick Kane	Chicago	77	43
Nicklas Lidstrom	Detroit	79	42

MOST GOALS vs. NASHVILLE, SINGLE SEASON

PLAYER	OPPONENT	SEASON	GP	G
Jonathan Huberdeau	Florida	2020-21	8	8
Leon Draisaitl	Edmonton	2019-20	3	8
Geoff Sanderson	Columbus	2000-01	4	6
Steven Stamkos	Tampa Bay	2020-21	6	6
Tony Amonte	Chicago	1998-99	6	6
Rick Nash	Columbus	2008-09	6	6
Brad Boyes	St. Louis	2007-08	8	6
Johan Franzen	Detroit	2007-08	8	6
Robert Lang	Chicago	2007-08	8	6
Patrick Sharp	Chicago	2007-08	8	6
15 tied with				5

MOST ASSISTS vs. NASHVILLE, SINGLE SEASON

PLAYER	OPPONENT	SEASON	GP	A
Pavel Datsyuk	Detroit	2006-07	8	11
Mikhail Sergachev	Tampa Bay	2020-21	8	10
Connor McDavid	Edmonton	2019-20	3	8
Peter Forsberg	Colorado	2002-03	4	8
Nicklas Lidstrom	Detroit	1999-00	6	8
Chris Pronger	St. Louis	1999-00	6	8
John Klingberg	Dallas	2020-21	7	8
Patrick Kane	Chicago	2007-08	8	8
13 tied with				7



Jarome Iginla



NHL vs. THE PREDATORS

PENALTY MINUTE LEADERS vs. NASHVILLE, ALL-TIME

PLAYER	OPPONENT	GP	PIM
Jody Shelley	Columbus/San Jose	34	116
Barret Jackman	St. Louis	63	107
Antoine Roussel	Dallas/Vancouver/Arizona	30	97
Kevin Bieksa	Vancouver/Anaheim	37	92
Sean Avery	Detroit/Los Angeles/Dallas/NY Rangers	20	86

GAA LEADERS vs. NASHVILLE, ALL-TIME (min. 8 GP)

PLAYER	OPPONENT	GP	GAA
Roman Turek	Dallas/St. Louis/Calgary	18	1.54
Brent Johnson	St. Louis	8	1.60
Ed Belfour	Dallas/Toronto	11	1.73
Guy Hebert	Anaheim	9	1.75
Felix Potvin	Toronto/NY Islanders/Vancouver/Los Angeles	13	1.90

MOST PENALTY MINUTES vs. NASHVILLE, SINGLE SEASON

PLAYER	OPPONENT	SEASON	GP	PIM
Krzysztof Oliwa	Calgary	2003-04	4	54
Todd Simpson	Chicago	2005-06	3	44
Kirk Maltby	Detroit	2003-04	6	38
Kevin Bieksa	Vancouver	2007-08	3	34
Steve Yzerman	Detroit	2003-04	6	34
Matthew Barnaby	Buffalo/Pittsburgh	1998-99	3	33
Sylvain Blouin	Minnesota	2000-01	3	33

WINS LEADERS vs. NASHVILLE, ALL-TIME

PLAYER	OPPONENT	WINS
Chris Osgood	Detroit/NY Islanders/St. Louis	19
Roberto Luongo	NY Islanders/Florida/Vancouver	19
Corey Crawford	Chicago	17
Jean-Sebastien Giguere	Calgary/Anaheim/Toronto/Colorado	16
Mikha Kiprusoff	San Jose/Calgary	16
Jaroslav Halak	Montreal/St. Louis/Washington/NY Islanders/Boston	15
Evgeni Nabokov	San Jose/NY Islanders	14
Nikolai Khabibulin	Phoenix/Tampa Bay/Chicago/Edmonton	14



Pekka Rinne & Roberto Luongo

BEST & WORST RECORDS BY GAME

BEST

GAME	POINTS	# OF TIMES	RECORD	LAST TIME
1	2	13	1-0-0	2020-21
2	4	8	2-0-0	2020-21
3	6	3	3-0-0	2015-16
4	8	1	4-0-0	2005-06
5	10	1	5-0-0	2005-06
6	12	1	6-0-0	2005-06
7	14	1	7-0-0	2005-06
8	16	1	8-0-0	2005-06
9	17	1	8-0-1	2005-06
10	17	1	8-1-1	2005-06
11	17	1	8-2-1	2005-06
12	18	3	9-3-0	2018-19
13	20	1	10-3-0	2018-19
14	22	1	11-3-0	2018-19
15	24	1	12-3-0	2018-19
16	26	1	13-3-0	2018-19
17	27	2	13-3-1	2018-19
18	27	2	13-4-1	2018-19
19	29	1	13-3-3	2005-06
20	31	1	14-3-3	2005-06
21	31	2	15-5-1	2018-19
22	33	1	16-5-1	2018-19
23	35	1	16-4-3	2005-06
24	37	1	17-4-3	2005-06
25	39	1	18-4-3	2005-06
26	39	1	18-5-3	2005-06
27	39	1	18-6-3	2005-06
28	40	1	19-7-2	2014-15
29	41	1	19-7-3	2005-06
30	43	1	20-7-3	2005-06
31	45	1	21-7-3	2005-06
32	47	1	22-7-3	2005-06
33	49	1	23-7-3	2005-06
34	51	1	24-7-3	2005-06
35	51	1	24-8-3	2005-06
36	51	3	24-9-3	2014-15
37	53	2	25-9-3	2014-15
38	54	1	25-9-4	2014-15
39	56	1	26-9-4	2014-15
40	58	1	27-9-4	2014-15
41	60	1	28-9-4	2014-15
42	62	1	29-9-4	2014-15
43	61	1	30-9-4	2014-15
44	63	1	30-10-4	2014-15
45	65	2	30-10-5	2014-15
46	67	2	31-10-5	2014-15
47	68	1	31-10-6	2014-15
48	69	1	33-12-3	2006-07
49	71	1	34-12-3	2006-07
50	73	1	35-12-3	2006-07
51	75	1	36-12-3	2006-07
52	75	1	36-13-3	2006-07
53	76	1	35-12-6	2014-15
54	78	1	36-12-6	2014-15
55	80	1	37-12-6	2014-15
56	82	1	38-12-6	2014-15
57	84	1	39-12-6	2014-15
58	84	1	39-13-6	2014-15
59	85	1	39-13-7	2014-15
60	87	1	40-13-7	2014-15
61	89	1	41-13-7	2014-15
62	89	1	41-14-7	2014-15
63	89	2	40-14-9	2017-18
64	91	1	41-14-9	2017-18
65	93	1	42-14-9	2017-18
66	95	1	43-14-9	2017-18
67	97	1	44-14-9	2017-18
68	99	1	44-14-10	2017-18
69	100	1	45-14-10	2017-18
70	102	1	46-14-10	2017-18
71	104	1	47-14-10	2017-18
72	106	1	48-14-10	2017-18
73	106	1	48-15-10	2017-18
74	106	1	48-16-10	2017-18
75	107	1	48-16-11	2017-18
76	109	1	49-16-11	2017-18
77	111	1	50-16-11	2017-18
78	111	1	50-17-11	2017-18
79	113	1	51-17-11	2017-18
80	113	1	51-18-11	2017-18
81	115	1	52-18-11	2017-18
82	117	1	53-18-11	2017-18

WORST

GAME	POINTS	# OF TIMES	RECORD	LAST TIME
1	0	9	0-1-0	2021-22
2	0	10	0-2-0	2021-22
3	0	1	0-3-0	2006-07
4	2	4	1-3-0	2021-22
5	2	1	1-4-0	2021-22
6	3	2	0-3-1-2	2002-03
7	3	2	0-4-1-2	2002-03
8	4	1	2-6-0	2007-08
9	5	1	1-5-1-2	2002-03
10	6	1	1-5-1-3	2002-03
11	7	1	1-5-1-4	2002-03
12	7	1	1-6-1-4	2002-03
13	8	1	1-6-2-4	2002-03
14	10	2	2-6-2-4	2002-03
15	10	1	2-7-2-4	2002-03
16	10	1	2-8-2-4	2002-03
17	11	1	2-8-3-4	2002-03
18	11	1	2-9-3-4	2002-03
19	12	1	2-9-4-4	2002-03
20	12	1	2-10-4-4	2002-03
21	14	1	3-10-4-4	2002-03
22	14	1	3-11-4-4	2002-03
23	16	1	4-11-4-4	2002-03
24	16	1	4-12-4-4	2002-03
25	18	1	5-12-4-4	2002-03
26	20	1	6-12-4-4	2002-03
27	20	1	6-13-4-4	2002-03
28	20	1	6-14-4-4	2002-03
29	21	2	6-14-5-4	2002-03
30	22	1	9-17-2-2	1999-00
31	22	1	9-18-2-2	1999-00
32	23	1	7-16-5-4	2002-03
33	24	2	7-16-6-4	2002-03
34	26	2	8-16-6-4	2002-03
35	27	1	10-18-5-2	1999-00
36	28	1	9-17-6-4	2002-03
37	30	1	10-17-6-4	2002-03
38	30	1	10-18-6-4	2002-03
39	31	1	10-18-7-4	2002-03
40	32	1	14-22-4	1998-99
41	32	1	14-23-4	1998-99
42	34	1	15-23-4	1998-99
43	34	1	15-24-4	1998-99
44	36	1	16-24-4	1998-99
45	36	1	16-25-4	1998-99
46	36	1	16-26-4	1998-99
47	38	1	17-26-4	1998-99
48	40	1	18-26-4	1998-99
49	40	1	18-27-4	1998-99
50	41	1	18-27-5	1998-99
51	41	1	18-28-5	1998-99
52	41	1	18-29-5	1998-99
53	43	1	19-29-5	1998-99
54	43	1	19-30-5	1998-99
55	43	1	19-31-5	1998-99
56	44	1	19-31-6	1998-99
57	46	1	20-31-6	1998-99
58	46	1	20-32-6	1998-99
59	48	1	21-32-6	1998-99
60	48	1	21-33-6	1998-99
61	48	1	21-34-6	1998-99
62	50	1	22-34-6	1998-99
63	50	1	22-35-6	1998-99
64	50	1	22-36-6	1998-99
65	50	1	22-37-6	1998-99
66	52	1	23-37-6	1998-99
67	54	1	24-37-6	1998-99
68	54	1	24-38-6	1998-99
69	54	1	24-39-6	1998-99
70	55	1	24-39-7	1998-99
71	57	1	25-39-7	1998-99
72	57	1	25-40-7	1998-99
73	57	1	25-41-7	1998-99
74	59	1	26-41-7	1998-99
75	59	1	26-42-7	1998-99
76	61	1	27-42-7	1998-99
77	61	1	27-43-7	1998-99
78	63	1	28-43-7	1998-99
79	63	1	28-44-7	1998-99
80	63	1	28-45-7	1998-99
81	63	1	28-46-7	1998-99
82	63	1	28-47-7	1998-99



REGULAR SEASON OPENING & CLOSING NIGHT

SEASON OPENER RESULTS

SEASON	SEASON OPENER	HOME OPENER	ROAD OPENER
1998-99	Florida 1 at Nashville 0	Florida 1 at Nashville 0	Nashville 1 at Ottawa 3
1999-00	Los Angeles 2 at Nashville 0	Los Angeles 2 at Nashville 0	Nashville 3 at Chicago 3 (OT)
2000-01*	Nashville 3 at Pittsburgh 1	Pittsburgh 3 at Nashville 1	Nashville 3 at Pittsburgh 1
2001-02	Nashville 1 at Dallas 4	St. Louis 2 at Nashville 2 (OT)	Nashville 1 at Dallas 4
2002-03	Nashville 4 at Washington 5	Edmonton 3 at Nashville 2	Nashville 4 at Washington 5
2003-04	Anaheim 1 at Nashville 3	Anaheim 1 at Nashville 3	Nashville 1 at Chicago 3
2005-06	San Jose 2 at Nashville 3	San Jose 2 at Nashville 3	Nashville 5 at Colorado 4
2006-07	Chicago 8 at Nashville 6	Chicago 8 at Nashville 6	Nashville 5 at Minnesota 6
2007-08	Colorado 0 at Nashville 4	Colorado 0 at Nashville 4	Nashville 1 at St. Louis 4
2008-09	Nashville 2 at St. Louis 5	Dallas 1 at Nashville 3	Nashville 2 at St. Louis 5
2009-10	Nashville 3 at Dallas 2 (OT)	Colorado 2 at Nashville 3	Nashville 3 at Dallas 2 (OT)
2010-11	Anaheim 1 at Nashville 4	Anaheim 1 at Nashville 4	Nashville 3 at Chicago 2
2011-12	Nashville 3 at Columbus 2	Phoenix 5 at Nashville 2	Nashville 3 at Columbus 2
2012-13	Columbus 3 at Nashville 2 (SO)	Columbus 3 at Nashville 2 (SO)	Nashville 3 at Minnesota 1
2013-14	Nashville 2 at St. Louis 4	Minnesota 2 at Nashville 3	Nashville 2 at St. Louis 4
2014-15	Ottawa 2 at Nashville 3	Ottawa 2 at Nashville 3	Nashville 2 at Winnipeg 0
2015-16	Carolina 1 at Nashville 2	Carolina 1 at Nashville 2	Nashville 3 at New Jersey 1
2016-17	Chicago 2 at Nashville 3	Chicago 2 at Nashville 3	Nashville 3 at Chicago 5
2017-18	Nashville 3 at Boston 4	Philadelphia 5 at Nashville 6	Nashville 3 at Boston 4
2018-19	Nashville 3 at NY Rangers 2	Calgary 3 at Nashville 0	Nashville 3 at NY Rangers 2
2019-20	Minnesota 2 at Nashville 5	Minnesota 2 at Nashville 5	Nashville 2 at Los Angeles 7
2020-21	Columbus 1 at Nashville 3	Columbus 1 at Nashville 3	Nashville 0 at Dallas 7
2021-22	Seattle 4 at Nashville 3	Seattle 4 at Nashville 3	Nashville 4 at Winnipeg 6
TOTAL	GP W L T OTL	GP W L T OTL	GP W L T OTL
	23 13 9 0 1	23 13 8 1 1	23 9 13 1 0

* The Predators opened the 2000-01 season with a two-game series against the Pittsburgh Penguins at the Saitama Super Arena outside of Tokyo, Japan. The first game was designated a home game for Pittsburgh and the second game was designated a home game for Nashville.

SEASON CLOSER RESULTS

SEASON	SEASON CLOSER	HOME CLOSER	ROAD CLOSER
1998-99	New Jersey 4 at Nashville 1	New Jersey 4 at Nashville 1	Nashville 2 at Chicago 4
1999-00	Anaheim 5 at Nashville 1	Anaheim 5 at Nashville 1	Nashville 2 at Phoenix 3
2000-01	Nashville 0 at St. Louis 1	Calgary 0 at Nashville 4	Nashville 0 at St. Louis 1
2001-02	Nashville 4 at Phoenix 6	NY Islanders 5 at Nashville 2	Nashville 4 at Phoenix 6
2002-03	Nashville 0 at Dallas 2	Anaheim 2 at Nashville 1 (OT)	Nashville 0 at Dallas 2
2003-04	Nashville 2 at Colorado 1 (OT)	St. Louis 4 at Nashville 1	Nashville 2 at Colorado 1 (OT)
2005-06	Detroit 3 at Nashville 6	Detroit 3 at Nashville 6	Nashville 2 at St. Louis 0
2006-07	Nashville 4 at Colorado 2	St. Louis 1 at Nashville 4	Nashville 4 at Colorado 2
2007-08	Nashville 1 at Chicago 3	St. Louis 2 at Nashville 3	Nashville 1 at Chicago 3
2008-09	Nashville 4 at Minnesota 8	Chicago 4 at Nashville 2	Nashville 4 at Minnesota 8
2009-10	St. Louis 1 at Nashville 2 (SO)	St. Louis 1 at Nashville 2 (SO)	Nashville 2 at Phoenix 5
2010-11	Nashville 0 at St. Louis 2	Columbus 1 at Nashville 4	Nashville 0 at St. Louis 2
2011-12	Nashville 6 at Colorado 1	Dallas 0 at Nashville 2	Nashville 6 at Colorado 1
2012-13	Nashville 1 at Columbus 3	Calgary 3 at Nashville 4	Nashville 1 at Columbus 3
2013-14	Nashville 7 at Minnesota 3	Chicago 5 at Nashville 7	Nashville 7 at Minnesota 3
2014-15	Nashville 1 at Dallas 4	Minnesota 4 at Nashville 2	Nashville 1 at Dallas 4
2015-16	Nashville 2 at Dallas 3	Arizona 2 at Nashville 3 (OT)	Nashville 2 at Dallas 3
2016-17	Nashville 1 at Winnipeg 2	NY Islanders 2 at Nashville 1 (OT)	Nashville 1 at Winnipeg 2
2017-18	Columbus 2 at Nashville 4	Columbus 2 at Nashville 4	Nashville 4 at Washington 3
2018-19	Chicago 2 at Nashville 5	Chicago 2 at Nashville 5	Nashville 3 at Buffalo 2
2019-20*	Nashville 4 at Montreal 2	Dallas 0 at Nashville 2	Nashville 4 at Montreal 2
2020-21	Carolina 0 at Nashville 5	Carolina 0 at Nashville 5	Nashville 2 at Columbus 4
2021-22	Nashville 4 at Arizona 5	Nashville 4 at Calgary 5 (OT)	Nashville 4 at Arizona 5
TOTAL	GP W L T OTL	GP W L T OTL	GP W L T OTL
	23 10 13 0 0	23 14 6 0 3	23 9 14 0 0

* Nashville's final game of the 2019-20 season was March 10, 2020 at Montreal; the remainder of the 2019-20 regular season was paused on March 12, 2020, and canceled on May 26, 2020.



ALL-TIME NHL DRAFT HISTORY

2022 NHL DRAFT | JULY 7-8, 2022 - MONTREAL, QUE.

RD	OVR	NAME	POS.	PREVIOUS TEAM
1	17	Joakim Kemell	RW	JYP (Finland)
3	82	Adam Ingram	C	Youngstown (USHL)
3	84	Kasper Kulonummi	D	Jokerit (Finland-Jr.)
4	114	Cole O'Hara	RW	Tri-City (USHL)
5	146	Graham Sward	D	Spokane (WHL)
7	210	Ben Strinden	C	Muskegon (USHL)

2021 NHL DRAFT | JULY 23-24, 2021 - HELD VIRTUALLY AT BRIDGESTONE ARENA

RD	OVR	NAME	POS.	PREVIOUS TEAM
1	19	Fedor Svechikov	C	Togliatti (Russia-2)
1	27	Zachary L'Heureux	LW	Halifax (OMJHL)
3	72	Anton Olsson	D	Malmö (Sweden)
4	115	Ryan Ufko	D	Chicago (USHL)
4	124	Jack Matier	D	Ottawa (OHL)
6	179	Simon Knak	RW	Portland (WHL)

2020 NHL DRAFT | OCT. 6-7, 2020 - HELD VIRTUALLY AT BRIDGESTONE ARENA

RD	OVR	NAME	POS.	PREVIOUS TEAM
1	11	Iaroslav Askarov	G	Neva Saint Petersburg (Russia-2)
2	42	Luke Evangelista	RW	London (OHL)
3	73	Luke Prokop	D	Calgary (WHL)
4	101	Adam Wilsby	D	Södertälje (Sweden-2)
6	166	Luke Reid	D	Chicago (USHL)
7	202	Gunnarwölfe Fontaine	LW	Chicago (USHL)
7	209	Chase McLane	C	Tri-City (USHL)

2019 NHL DRAFT | JUNE 21-22, 2019 - VANCOUVER, B.C.

RD	OVR	NAME	POS.	PREVIOUS TEAM
1	24	Philip Tomasino	C	Niagara (OHL)
2	45	Egor Afanasyev	LW	Muskegon (USHL)
3	65	Alexander Campbell	C	Victoria (BCHL)
4	109	Marc Del Gaizo	D	UMass Amherst (Hockey East)
4	117	Semyon Chistyakov	D	Ufa (Russia-Jr.)
5	148	Ethan Haider	G	Minnesota (NAHL)
6	179	Isak Walther	RW	Södertälje (Sweden-Jr.)
7	210	Juuso Parssinen	C	TPS (Finland-Jr.)

2018 NHL DRAFT | JUNE 22-23, 2018 - DALLAS, TEXAS

RD	OVR	NAME	POS.	PREVIOUS TEAM
4	111	Jachym Kondelik	C	Muskegon (USHL)
5	131	Spencer Stastney	D	U.S. NTDP U-18
5	151	Vladislav Yeryomenko	D	Calgary (WHL)
7	213	Milan Kloucek	G	HC Dynamo Pardubice (Czech)

2017 NHL DRAFT | JUNE 23-24, 2017 - CHICAGO, ILL.

RD	OVR	NAME	POS.	PREVIOUS TEAM
1	30	Eeli Tolvanen	RW	Sioux City (USHL)
2	61	Grant Mismash	LW	U.S. NTDP U-18
3	92	David Farrance	D	U.S. NTDP U-18
5	154	Tomas Vomacka	G	Corpus Christi (NAHL)
6	176	Pavel Koltugin	C	Drummondville (OMJHL)
7	216	Jacob Paquette	D	Kingston (OHL)

2016 NHL DRAFT | JUNE 24-25, 2016 - BUFFALO, N.Y.

RD	OVR	NAME	POS.	PREVIOUS TEAM
1	17	Dante Fabbro	D	Penticton (BCHL)
2	47	Samuel Girard	D	Shawinigan (OMJHL)
3	76	Rem Pitlick	C	Muskegon (USHL)
3	78	Frederic Allard	D	Chicoutimi (OMJHL)
4	108	Hardy Haman Aktell	D	Skellefteå U-18 (Sweden U-18)
5	138	Patrick Harper	C	Avon Old Farms (Conn.-HS)
6	168	Konstantin Volkov	G	SKA Saint Petersburg 2 (Russia-2)
7	198	Adam Smith	D	Newmarket (OJHL)

2015 NHL DRAFT | JUNE 26-27, 2015 - SUNRISE, FLA.

RD	OVR	NAME	POS.	PREVIOUS TEAM
2	55	Yakov Trenin	C	Gatineau (OMJHL)
3	85	Tommy Novak	C	Waterloo (USHL)
4	100	Anthony Richard	C	Val-d'Or (OMJHL)
4	115	Alexandre Carrier	D	Gatineau (OMJHL)
5	145	Karel Vejmelka	G	Trebič (Czech-2)
6	175	Tyler Moy	C	Harvard (ECAC)
7	205	Evan Smith	G	Austin (NAHL)

2014 NHL DRAFT | JUNE 27-28, 2014 - PHILADELPHIA, PA.

RD	OVR	NAME	POS.	PREVIOUS TEAM
1	11	Kevin Fiala	RW	HV71 Jr. (Sweden-Jr.)
2	42	Vladislav Kamenev	LW	Magnitogorsk Jr. (Russia-Jr.)
2	51	Jack Dougherty	D	U.S. NTDP U-18
3	62	Justin Kirkland	LW	Kelowna (WHL)
4	112	Viktor Arvidsson	RW	Skellefteå (Sweden)
5	132	Joonas Lyytinen	D	KalPa (Finland)
6	162	Aaron Irving	D	Edmonton (WHL)

2013 NHL DRAFT | JUNE 30, 2013 - NEWARK, N.J.

RD	OVR	NAME	POS.	PREVIOUS TEAM
1	4	Seth Jones	D	Portland (WHL)
3	64	Jonathan-Ismael Diaby	D	Victoriaville (OMJHL)
4	95	Felix Girard	C	Baie-Comeau (OMJHL)
4	99	Juuse Saros	G	HPK (Finland-Jr.)
5	125	Saku Maenalanen	RW	Kärpät (Finland-Jr.)
5	140	Teemu Kivihalmel	D	Burnsville (Minn.-HS)
6	155	Emil Pettersson	C	Timrå (Sweden-2)
6	171	Tommy Veilleux	LW	Victoriaville (OMJHL)
7	185	Wade Murphy	RW	Penticton (BCHL)
7	203	Janne Juvenon	G	Lahti (Finland-Jr.)

Bold = Played in the NHL for Nashville



ALL-TIME NHL DRAFT HISTORY

2012 NHL DRAFT | JUNE 22-23, 2012 - PITTSBURGH, PA.

RD	OVR	NAME	POS.	PREVIOUS TEAM
2	37	Pontus Åberg	LW	Djurgården (Sweden)
2	50	Colton Sissons	C	Kelowna (WHL)
3	66	Jimmy Vesey	LW	South Shore (EJHL)
3	89	Brendan Leipsic	LW	Portland (WHL)
4	112	Zachary Stepan	C	Shattuck St. Mary's (Minn.-HS)
4	118	Mikko Vainonen	D	HIFK Jr. (Finland-Jr.)
6	164	Simon Fernholm	D	Huddinge Jr. (Sweden-Jr.)
6	172	Max Gortz	RW	Färjestad Jr. (Sweden-Jr.)
6	179	Marek Mazanec	G	Plzeň (Czech)

2011 NHL DRAFT | JUNE 24-25, 2011 - ST. PAUL, MINN.

RD	OVR	NAME	POS.	PREVIOUS TEAM
2	38	Magnus Hellberg	G	Almtuna IS (Sweden-2)
2	52	Miikka Salomäki	LW	Kärpät (Finland)
4	94	Josh Shalla	LW	Saginaw (OHL)
4	112	Garrett Noonan	D	Boston University (Hockey East)
5	142	Simon Karlsson	D	Malmö Jr. (Sweden-Jr.)
6	170	Chase Balisy	C	Western Michigan (CCHA)
7	202	Brent Andrews	LW	Halifax (QMJHL)

2010 NHL DRAFT | JUNE 25-26, 2010 - LOS ANGELES, CALIF.

RD	OVR	NAME	POS.	PREVIOUS TEAM
1	18	Austin Watson	C	Peterborough (OHL)
3	78	Taylor Aronson	D	Portland (WHL)
5	126	Patrick Cehlin	RW	Djurgården (Sweden)
6	168	Anthony Bitetto	D	Indiana (USHL)
7	194	David Elsnér	LW	Landshut (Germany-2)
7	198	Joonas Rask	C	Ilves (Finland)

2009 NHL DRAFT | JUNE 26-27, 2009 - MONTREAL, QUE.

RD	OVR	NAME	POS.	PREVIOUS TEAM
1	11	Ryan Ellis	D	Windsor (OHL)
2	41	Zach Budish	RW	Edina High (Minn.-HS)
2	42	Charles-Olivier Roussel	D	Shawinigan (QMJHL)
3	70	Taylor Beck	LW	Guelph (OHL)
3	72	Michael Latta	C	Guelph (OHL)
4	98	Craig Smith	RW	Waterloo (USHL)
4	102	Mattias Ekholm	D	Mora Jr. (Sweden-Jr.)
4	110	Nick Oliver	C	Roseau High (Minn.-HS)
5	132	Gabriel Bourque	LW	Baie-Comeau (QMJHL)
7	192	Cameron Reid	C	Westside (BCHL)

2008 NHL DRAFT | JUNE 20-21, 2008 - OTTAWA, ONT.

RD	OVR	NAME	POS.	PREVIOUS TEAM
1	7	Colin Wilson	C	Boston University (Hockey East)
1	18	Chet Pickard	G	Tri-City (WHL)
2	38	Roman Josi	D	Bern (Switzerland)
5	136	Taylor Steffen	LW	Langley (BCHL)
6	166	Jeffrey Foss	D	RPI (ECAC)
7	201	Jani Lajunen	C	Espoo Jr. (Finland-Jr.)
7	207	Anders Lindback	G	Brynäs (Sweden)

2007 NHL DRAFT | JUNE 22-23, 2007 - COLUMBUS, OHIO

RD	OVR	NAME	POS.	PREVIOUS TEAM
1	23	Jonathan Blum	D	Vancouver (WHL)
2	54	Jeremy Smith	G	Plymouth (OHL)
2	58	Nick Spaling	C	Kitchener (OHL)
3	81	Ryan Thang	LW	Notre Dame (CCHA)
4	114	Ben Ryan	C	Des Moines (USHL)
4	119	Mark Santorelli	C	Chilliwack (WHL)
5	144	Andreas Thureson	RW	Malmö (Sweden)
6	174	Robert Dietrich	D	Düsseldorf (Germany)
7	204	Atte Engren	G	Lukko Jr. (Finland-Jr.)

2006 NHL DRAFT | JUNE 24, 2006 - VANCOUVER, B.C.

RD	OVR	NAME	POS.	PREVIOUS TEAM
2	56	Blake Geoffrion	LW	U.S. NTDP U-18
4	105	Nike Snellman	LW	Ilves Jr. (Finland-Jr.)
5	146	Mark Dekanich	G	Colgate (ECAC)
6	176	Ryan Flynn	RW	U.S. NTDP U-18
7	206	Viktor Sjödin	RW	Västerås Jr. (Sweden-Jr.)

2005 NHL DRAFT | JULY 30, 2005 - OTTAWA, ONT.

RD	OVR	NAME	POS.	PREVIOUS TEAM
1	18	Ryan Parent	D	Guelph (OHL)
3	78	Teemu Laakso	D	HIFK Jr. (Finland-Jr.)
3	79	Cody Franson	D	Vancouver (WHL)
5	150	Cal O'Reilly	C	Windsor (OHL)
6	176	Ryan Maki	RW	Harvard (ECAC)
7	213	Scott Todd	D	Windsor (OHL)
7	230	Patric Hornqvist	LW	Vasby (Sweden-3)

2004 NHL DRAFT | JUNE 26-27, 2004 - RALEIGH, N.C.

RD	OVR	NAME	POS.	PREVIOUS TEAM
1	15	Alexander Radulov	RW	Tver (Russia-2)
3	81	Vaclav Meidl	C	Plymouth (OHL)
4	107	Nick Fugere	LW	Gatineau (QMJHL)
5	139	Kyle Moir	G	Swift Current (WHL)
5	147	Janne Niskala	D	Lukko (Finland)
6	178	Mike Santorelli	C	Vernon (BCHL)
6	193	Kevin Schaeffer	D	Boston University (Hockey East)
7	209	Stanislav Balan	C	Zlín Jr. (Czech-Jr.)
8	243	Denis Kulyash	D	CSKA Moscow (Russia)
8	258	Pekka Rinne	G	Kärpät (Finland)
9	275	Craig Switzer	D	Salmon Arm (BCHL)

Bold = Played in the NHL for Nashville



ALL-TIME NHL DRAFT HISTORY

2003 NHL DRAFT | JUNE 21-22, 2003 - NASHVILLE, TENN.

RD	OVR	NAME	POS.	PREVIOUS TEAM
1	7	Ryan Suter	D	U.S. NTDP U-18
2	35	Konstantin Glazachev	LW	Yaroslavl (Russia)
2	37	Kevin Klein	D	Toronto St. Michael's (OHL)
2	49	Shea Weber	D	Kelowna (WHL)
3	76	Richard Stehlik	D	Sherbrooke (QMJHL)
3	89	Paul Brown	RW	Kamloops (WHL)
3	92	Alexander Sulzer	D	Hamburg (Germany)
3	98	Grigory Shafgulin	C	Yaroslavl (Russia)
4	117	Teemu Lassila	G	TPS Turku (Finland)
4	133	Rustam Sidikov	G	CSKA Russia (Russia-2)
7	210	Andrei Mukhachev	D	CSKA Russia (Russia)
7	213	Miroslav Hanuljak	G	Litvinov Jr. (Czech-Jr.)
7	268	Lauris Darzins	C	Lukko Jr. (Finland-Jr.)

2002 NHL DRAFT | JUNE 22-23, 2002 - TORONTO, ONT.

RD	OVR	NAME	POS.	PREVIOUS TEAM
1	6	Scottie Upshall	RW	Kamloops (WHL)
4	102	Brandon Segal	RW	Calgary (WHL)
5	138	Patrick Jarrett	C	Owen Sound (OHL)
6	172	Mike McKenna	G	St. Lawrence (ECAC)
7	203	Josh Morrow	D	Tri-City (WHL)
8	235	Kaleb Betts	C	Chilliwack (BCJHL)
9	264	Matt Davis	G	Moncton (QMJHL)
9	266	Steven Spencer	D	Swift Current (WHL)

2001 NHL DRAFT | JUNE 23-24, 2001 - SUNRISE, FLA.

RD	OVR	NAME	POS.	PREVIOUS TEAM
1	12	Dan Hamhuis	D	Prince George (WHL)
2	33	Timofei Shishkanov	LW	Spartak (Russia-2)
2	42	Tomas Slovak	D	Kosice (Slovakia)
3	75	Denis Platonov	RW	Saratov (Russia-2)
3	76	Oliver Setzinger	C	Ilves (Finland)
4	98	Jordin Tootoo	RW	Brandon (WHL)
6	178	Anton Lavrentiev	D	Ak Bars Kazan (Russia-2)
8	240	Gustav Grasberg	C	Mora Jr. (Sweden-Jr.)
9	271	Mikko Lehtonen	D	Kärpät (Finland)

2000 NHL DRAFT | JUNE 24-25, 2000 - CALGARY, ALTA.

RD	OVR	NAME	POS.	PREVIOUS TEAM
1	6	Scott Hartnell	RW	Prince Albert (WHL)
2	36	Daniel Widing	RW	Leksand IF (Sweden-Jr.)
3	72	Mattias Nilsson	D	MODO (Sweden-Jr.)
3	89	Libor Pivko	LW	Havířov (Czech)
5	131	Matt Hendricks	C	Blaine High (Minn.-HS)
5	137	Mike Stuart	D	Colorado College (WCHA)
5	154	Matt Koalska	C	Twin Cities (USHL)
6	173	Tomas Harant	D	Žilina Jr. (Slovak-Jr.)
6	197	Zbynek Irgl	LW	HC Vítkovice (Czech-Jr.)
7	203	Jure Penko	G	Green Bay (USHL)
8	236	Mats Christeen	D	Södertälje (Sweden-Jr.)
9	284	Martin Hohener	D	Kloten (Switzerland)

1999 NHL DRAFT | JUNE 26, 1999 - BOSTON, MASS.

RD	OVR	NAME	POS.	PREVIOUS TEAM
1	6	Brian Finley	G	Barrie (OHL)
2	33	Jonas Andersson	RW	AIK Solna (Sweden-Jr.)
2	52	Adam Hall	RW	Michigan State (CCHA)
2	54	Andrew Hutchinson	D	Michigan State (CCHA)
2	61	Ed Hill	D	Barrie (OHL)
2	65	Jan Lasak	G	ZTK Zvolen (Slovak-Jr.)
3	72	Brett Angel	D	North Bay (OHL)
4	121	Yevgeny Pavlov	C	Lada Togliatti (Russia)
4	124	Alexandre Krevsun	RW	Samara (Russia)
5	131	Konstantin Panov	RW	Kamloops (WHL)
6	162	Timo Helbling	D	Davos (Switzerland)
7	191	Martin Erat	LW	ZPS Zlín Jr. (Czech-Jr.)
7	205	Kyle Kettles	G	Neepawa (MJHL)
8	220	Miroslav Durak	D	Slovan Bratislava (Slovakia)
9	248	Darren Haydar	RW	New Hampshire (Hockey East)

1998 NHL DRAFT | JUNE 27, 1998 - BUFFALO, N.Y.

RD	OVR	NAME	POS.	PREVIOUS TEAM
1	2	David Legwand	C	Plymouth (OHL)
3	60	Denis Arkipov	LW	Ak Bars Kazan (Russia)
3	85	Geoff Koch	LW	Michigan (CCHA)
4	88	Kent Sauer	D	North Iowa (USHL)
5	138	Martin Beauchesne	D	Sherbrooke (QMJHL)
6	147	Craig Brunel	RW	Prince Albert (WHL)
8	202	Martin Bartek	LW	Sherbrooke (QMJHL)
9	230	Karlis Skrstins	D	TPS Turku (Finland)


Bold = Played in the NHL for Nashville



ALL-TIME NHL DRAFT HISTORY

1998 NHL EXPANSION DRAFT | JUNE 26, 1998 - BUFFALO, N.Y.

NAME	POS.	PREVIOUS TEAM
Mikhail Shtalenkov	G	Mighty Ducks of Anaheim
Mike Sullivan	C	Boston Bruins
Bob Boughner	D	Buffalo Sabres
Joel Bouchard	D	Calgary Flames
Jeff Daniels	LW	Carolina Hurricanes
Greg Johnson	C	Chicago Blackhawks
Uwe Krupp	D	Colorado Avalanche
Patrick Cote	LW	Dallas Stars
Doug Brown	RW	Detroit Red Wings
Doug Friedman	LW	Edmonton Oilers
Chris Armstrong	D	Florida Panthers
Frederic Chabot	G	Los Angeles Kings
Tomas Vokoun	G	Montreal Canadiens
Mike Dunham	G	New Jersey Devils
J.J. Daigneault	D	New York Islanders
Mike Richter	G	New York Rangers
Denny Lambert	LW	Ottawa Senators
Craig Darby	RW	Philadelphia Flyers
John Slaney	D	Phoenix Coyotes
Tony Hrkac	C	Pittsburgh Penguins
Blair Atcheynum	RW	St. Louis Blues
Al Iafrate	D	San Jose Sharks
Paul Brousseau	RW	Tampa Bay Lightning
Rob Zetter	D	Toronto Maple Leafs
Scott Walker	RW	Vancouver Canucks
Andrew Brunette	LW	Washington Capitals



David Poile & Mike Dunham

1998 NHL EXPANSION DRAFT



M. SHTALENKOV G
M. SULLIVAN F
R. BOUGHNER D
J. BOUCHARD D
J. DANIFIS F
G. JOHNSON F
U. KRUPP D
P. COTE F
D. BROWN F

D. FRIEDMAN F
C. ARMSTRONG D
F. CHABOT G
T. VOKOUN G
J.J. DAIGNEAULT D
M. RICHTER G
D. LAMBERT F
C. DARBY F
J. SLANEY D

A. HRKAC F
B. ATCHEYNUM F
A. IAFRATE D
P. BROUSSEAU F
R. ZETTLER D
S. WALKER F
A. BRUNETTE F
M. DUNHAM G



Bold = Played in the NHL for Nashville



ALUMNI REGISTER – SKATERS

PLAYER	POS.	No.	YEAR(S)	GP	G	A	PTS	PIM
Pontus Aberg	LW	46	2016-18	52	3	7	10	12
» Selected by Nashville in the second round (37th overall) of the 2012 NHL Draft on June 23, 2012 » Traded to Edmonton for Mark Letestu on Feb. 25, 2018								
Ramzi Ahid	LW	14	2006-07	13	1	4	5	13
» Signed as a free agent on July 1, 2006 » Became a free agent on July 1, 2007								
Frederic Allard	D	72	2020-21	1	0	0	0	0
» Selected by Nashville in the third round (78th overall) of the 2016 NHL Draft on June 25, 2016 » Traded to Los Angeles for Brayden Burke on March 21, 2022								
Jamie Allison	D	23	2003-06	67	0	4	4	121
» Signed as a free agent on Sept. 10, 2003 » Claimed on waivers by Florida on Feb. 13, 2006								
Jonas Andersson	RW	28	2001-02	5	0	0	0	2
» Selected by Nashville in the second round (33rd overall) of the 1999 NHL Draft on June 26, 1999 » Traded to Vancouver with Ryan Parent for Dan Gendur and Shane O'Brien on Oct. 5, 2010								
Niklas Andersson	LW	36	1999-00	7	0	1	1	0
» Claimed on waivers from NY Islanders on Jan. 20, 2000 » Claimed on waivers by NY Islanders on Feb. 19, 2001								
Mark Arcobello	RW	26	2014-15	4	1	0	1	0
» Acquired from Edmonton for Derek Roy on Dec. 29, 2015 » Claimed on waivers by Pittsburgh on Jan. 15, 2015								
Denis Arkhipov	C	25	2000-04	273	46	65	111	74
» Selected by Nashville in the third round (60th overall) of the 1998 NHL Draft on June 27, 1998 » Became a free agent on July 1, 2006								
Jason Arnott	C	19	2006-10	275	107	122	229	177
» Signed as a free agent on July 2, 2006 » Traded to New Jersey for Matt Halischuk and a second-round pick (Magnus Hellberg) in the 2011 NHL Draft on June 19, 2010								
Viktor Arvidsson	RW	33	2014-21	385	127	112	239	172
» Selected by Nashville in the fourth round (112th overall) of the 2014 NHL Draft on June 28, 2014 » Traded to Los Angeles for a second-round pick (traded to Carolina; Carolina selected Scott Morrow) in the 2021 NHL Draft and third-round pick (Kasper Kulonummi) in the 2022 NHL Draft on July 1, 2021								
Blair Atcheynum	RW	23	1998-99	53	8	6	14	16
» Claimed from St. Louis in the 1998 NHL Expansion Draft on June 26, 1998 » Traded to St. Louis for a sixth-round pick (Zbynek Irigl) in the 2000 NHL Draft on March 23, 1999								
Daniel Bang	RW	50	2012-13	8	0	2	2	0
» Signed as a free agent on June 1, 2012 » Became a free agent on July 1, 2014								
Victor Bartley	D	64	2012-16	112	1	22	23	55
» Signed as a free agent on May 24, 2011 » Traded to Arizona for Stefan Elliott on Jan. 15, 2016								
Cody Bass	C	16	2015-17	26	0	0	0	36
» Signed as a free agent on July 4, 2015 » Became a free agent on July 1, 2018								
Taylor Beck	RW	41/56	2012-15	85	11	12	23	26
» Selected by Nashville in the third round (68th overall) of the 2009 NHL Draft on June 27, 2009 » Traded to Toronto for Jamie Devane on July 12, 2015								
Kris Beech	C	15/56	2005-06	5	1	2	3	0
» Acquired from Pittsburgh for a conditional pick (traded to Florida; Florida selected Derrick Lapoint) in the 2006 NHL Draft on Sept. 9, 2005 » Traded to Washington with a first-round pick (Semyon Varlamov) in the 2006 NHL Draft for Brendan Witt on March 9, 2006								
Steve Begin	LW	28	2010-11	2	0	0	0	4
» Signed as a free agent on Oct. 20, 2010 » Became a free agent on July 1, 2011								
Wade Belak	RW	3	2008-11	92	0	4	4	130
» Acquired from Florida for Nick Tarnasky on Nov. 28, 2008 » Retired on April 9, 2011								
Matt Benning	D	5	2020-22	118	1	14	15	69
» Signed as a free agent on Oct. 9, 2020 » Became a free agent on July 13, 2022								
Drake Berehowsky	D	15	1998-01	219	20	53	73	327
» Acquired from Edmonton with Greg de Vries and Eric Fichaud for Mikhail Shtalenkov and Jim Dowd on Oct. 1, 1998 » Traded to Vancouver for Atlanta's second-round pick (Timofei Shishkanov) in the 2011 NHL Draft on March 9, 2001								

PLAYER	POS.	No.	YEAR(S)	GP	G	A	PTS	PIM
Bubba Berenzweig	D	26	1999-03	37	3	7	10	14
» Acquired from NY Islanders for a fourth-round pick (Johan Halvardsson) in the 1999 NHL Draft on April 19, 1999 » Traded to Dallas with a conditional pick in the 2004 NHL Draft for Jon Sim on Feb. 17, 2003.								
Niclas Bergfors	RW	18	2011-12	11	1	1	2	2
» Signed as a free agent on July 3, 2011 » Mutually terminated his contract on Nov. 25, 2011								
Anthony Bitetto	D	2/83	2014-19	114	2	17	19	86
» Selected by Nashville in the sixth round (168th overall) of the 2010 NHL Draft on June 26, 2010 » Claimed on waivers by Minnesota on Jan. 25, 2019								
Colin Blackwell	LW	42	2019-20	33	3	7	10	12
» Signed as a free agent on July 3, 2018 » Became a free agent on Oct. 9, 2020								
Jonathon Blum	D	7	2010-13	23	3	5	8	8
» Selected by Nashville in the first round (23rd overall) of the 2007 NHL Draft on June 22, 2007 » Became a free agent on July 1, 2013								
Brandon Bochenski	RW	24	2007-08	8	1	2	3	0
» Acquired from Anaheim for future considerations on Feb. 26, 2008 » Became a free agent on July 1, 2008								
Alexandre Boikov	D	38	1999-01	10	0	0	0	15
» Signed as a free agent on July 26, 1999 » Became a free agent on July 1, 2002								
Brad Bombardir	D	5	2003-04	13	0	0	0	4
» Acquired from Minnesota with Sergei Zholtok for Buffalo's third-round pick (Clayton Stoner) and a fourth-round pick (Patrick Bordeau) in the 2004 NHL Draft on March 5, 2004 » Became a free agent on July 1, 2004								
Nick Bonino	C	13	2017-20	219	47	48	95	54
» Signed as a free agent on July 1, 2017 » Traded to Minnesota with a second-round pick (Marat Khusnutdinov) and third-round pick (traded to Detroit; Detroit selected Emil Viro) in the 2020 NHL Draft for Luke Kunin and a fourth-round pick (Adam Wilsby) in the 2020 NHL Draft								
Radek Bonk	C	14	2007-09	145	23	31	54	74
» Signed as a free agent on July 2, 2007 » Became a free agent on July 1, 2009								
Sebastien Bordeleau	C	71	1998-01	146	28	40	68	70
» Acquired from Montreal for future considerations on June 26, 1998 » Claimed on waivers by St. Louis on March 13, 2001								
Joel Bouchard	D	42	1998-00	116	5	15	20	83
» Claimed from Calgary in the 1998 NHL Expansion Draft on June 26, 1998 » Claimed on waivers by Dallas on March 14, 2000								
Reid Boucher	C	24	2016-17	3	1	0	1	0
» Claimed on waivers from New Jersey on Dec. 3, 2016 » Claimed on waivers by New Jersey on Jan. 1, 2017								
Bob Boughner	D	6	1998-00	141	5	14	19	234
» Claimed from Buffalo in the 1998 NHL Expansion Draft on June 26, 1998 » Traded to Pittsburgh for Pavel Skrbek on March 13, 2000								
Gabriel Bourque	LW	57	2011-16	242	31	47	78	46
» Selected by Nashville in the fifth round (132nd overall) in the 2009 NHL Draft on June 27, 2009 » Became a free agent on July 1, 2016								
Francis Bouillon	D	51	2002-03; 2009-12	195	8	24	32	112
» Claimed from Montreal in the 2002 NHL Waiver Draft on Oct. 4, 2002 » Claimed on waivers by Montreal on Oct. 25, 2002 » Signed as a free agent on Sept. 30, 2009 » Became a free agent on July 1, 2012								
Zach Boychuk	LW	23	2012-13	5	1	1	2	4
» Claimed on waivers from Pittsburgh on March 5, 2013 » Claimed on waivers by Carolina on March 21, 2013								
Dustin Boyd	C	14	2009-10	18	3	2	5	4
» Acquired from Calgary for a fourth-round pick (Bill Arnold) in the 2010 NHL Draft on March 3, 2010 » Traded to Montreal with Dan Ellis for Sergei Kostitsyn on June 29, 2010								
Brian Boyle	C	11	2018-19	26	5	0	5	16
» Acquired from New Jersey for a second-round pick (traded to San Jose; San Jose selected Dillon Hamalik) in the 2019 NHL Draft on Feb. 6, 2019 » Became a free agent on July 1, 2019								
Rich Brennan	D	14	2001-02	4	0	0	0	2
» Signed as a free agent on Aug. 8, 2001 » Traded to Los Angeles for Brett Hauer on Dec. 18, 2001								



ALUMNI REGISTER – SKATERS

PLAYER	POS.	No.	YEAR(S)	GP	G	A	PTS	PIM
Sheldon Brookbank	D	34	2006-07	3	0	1	1	12
» Signed as a free agent on Aug. 4, 2005 » Became a free agent on July 1, 2007								
Wade Brookbank	D	26	2003-04	9	0	0	0	38
» Claimed from Ottawa in the 2003 NHL Waiver Draft on Oct. 3, 2003 » Traded to Vancouver for future considerations on Dec. 17, 2003								
Andrew Brunette	LW	19	1998-99	77	11	20	31	26
» Claimed from Washington in the 1998 NHL Expansion Draft on June 26, 1998 » Traded to Atlanta for a conditional pick (Matt Hendricks) in the 2000 NHL Draft on June 21, 1999								
Bobby Butler	RW	19	2012-13	20	3	6	9	4
» Claimed on waivers from New Jersey on March 4, 2013 » Traded to Florida for TJ Brennan on June 14, 2013								
Matt Carle	D	25	2016-17	6	0	1	1	0
» Signed as a free agent on July 27, 2016 » Retired on Nov. 25, 2016								
Daniel Carr	LW	26	2019-20	11	1	0	1	4
» Signed as a free agent on July 1, 2019 » Became a free agent on Oct. 9, 2020								
Marian Cisar	RW	39	1999-02	73	13	17	30	57
» Acquired from Los Angeles for future considerations on June 1, 1998 » Became a free agent on July 1, 2007								
Greg Classen	C	9	2000-04; 2005-06	90	7	10	17	48
» Signed as a free agent on March 27, 2000 » Became a free agent on July 1, 2004 » Signed as a free agent on Aug. 31, 2005 » Became a free agent on July 1, 2006								
Rich Clune	RW	16	2012-15	106	7	9	16	279
» Claimed on waivers from Los Angeles on Jan. 15, 2013 » Bought out of his contract on June 29, 2015								
Patrick Cote	LW	17	1998-00	91	1	2	3	312
» Claimed from Dallas in the 1998 NHL Expansion Draft on June 26, 1998 » Traded to Edmonton for a fifth-round pick (Matt Koalska) in the 2000 NHL Draft on June 12, 2000								
Nick Cousins	LW	21	2020-22	120	14	26	40	72
» Signed as a free agent on Oct. 9, 2020 » Became a free agent on July 13, 2022								
Phil Crowe	RW	26	1999-00	4	0	0	0	10
» Acquired from Atlanta for future considerations on June 26, 1999 » Became a free agent on July 1, 2000								
Matt Cullen	C/RW	7	2013-15	139	17	47	64	48
» Signed as a free agent on July 5, 2013 » Became a free agent on July 1, 2015								
J.J. Daigneault	D	36	1998-99	35	2	2	4	38
» Claimed from NY Islanders in the 1998 NHL Expansion Draft on June 26, 1998 » Traded to Phoenix for future considerations on Jan. 13, 1999								
Jeff Daniels	LW	32	1998-99	9	1	3	4	2
» Claimed from Carolina in the 1998 NHL Expansion Draft on June 26, 1998 » Became a free agent on July 1, 1999								
Mathieu Darche	LW	32	2003-04	2	0	0	0	0
» Signed as a free agent on Sept. 10, 2003 » Became a free agent on July 1, 2004								
Jeremy Davies	D	38	2021-22	22	0	3	3	10
» Acquired from New Jersey with Steven Santini, a second-round pick (traded to Philadelphia; Philadelphia selected Bobby Brink) in the 2019 NHL Draft and a second-round pick (traded to Minnesota; Minnesota selected Marat Khuzmdinov) in the 2020 NHL Draft for P.K. Subban on June 22, 2019 » Became a free agent on July 1, 2022								
Greg de Vries	D	7	1998-99; 2007-09	154	5	15	20	140
» Acquired from Edmonton with Eric Fichaud and Drake Berehowsky for Mikhail Skhalenkov and Jim Dowd on Oct. 1, 1998 » Traded to Colorado for a third-round pick (traded to Colorado; Colorado selected Branko Radivojevic) in the 1999 NHL Draft on Oct. 24, 1998 » Signed as a free agent on July 2, 2007 » Became a free agent on July 1, 2009								
Michael Del Zotto	D	18/5	2013-14	25	1	4	5	8
» Acquired from NY Rangers for Kevin Klein on Jan. 22, 2014 » Became a free agent on July 1, 2014								

PLAYER	POS.	No.	YEAR(S)	GP	G	A	PTS	PIM
Andy Delmore	D	5	2001-03	144	34	38	72	50
» Acquired from Philadelphia for a third-round pick (traded to Phoenix; Phoenix selected Joe Callahan) in the 2002 NHL Draft on July 31, 2001 » Traded to Buffalo for a third-round pick (traded to Minnesota; Minnesota selected Clayton Stoner) in the 2004 NHL Draft on June 27, 2003								
Philipp Di Giuseppe	LW	16	2018-19	3	0	0	0	0
» Claimed on waivers from Carolina on Jan. 1, 2019 » Became a free agent on July 1, 2019								
Matt Donovan	D	46	2018-19	2	0	1	1	2
» Signed as a free agent on Nov. 3, 2018 » Became a free agent on Oct. 9, 2020								
Steve Dubinsky	C	14	2001-02	26	5	2	7	10
» Acquired from Chicago for future considerations on Feb. 6, 2002 » Became a free agent on July 1, 2002								
J-P Dumont	RW	71	2006-11	388	93	174	267	118
» Signed as a free agent on Aug. 29, 2006 » Bought out of his contract on June 30, 2011								
Mark Eaton	D	4	2000-06	286	15	30	45	130
» Acquired from Philadelphia for Detroit's third-round pick (Patrick Sharp) in the 2001 NHL Draft on Sept. 29, 2000 » Became a free agent on July 1, 2006								
Patrick Eaves	RW	17	2013-14	5	0	0	0	0
» Acquired from Detroit with Calle Jarnkrok and Detroit's second-round pick (traded to San Jose; San Jose selected Julius Bergman) in the 2014 NHL Draft for David Legwand on March 5, 2014 » Became a free agent on July 1, 2014								
Stefan Elliott	D	7	2015-16	2	0	0	0	0
» Acquired from Arizona for Victor Bartley on Jan. 15, 2016 » Became a free agent on July 1, 2016								
Ryan Ellis	D	4	2011-21	562	75	195	270	189
» Selected by Nashville in the first round (11th overall) of the 2009 NHL Draft on June 26, 2009 » Traded to Philadelphia for Nolan Patrick and Philippe Myers on July 17, 2021								
Alexei Emelin	D	25	2017-18	76	1	8	9	40
» Acquired from Vegas for a third-round pick (Layton Ahee) in the 2019 NHL Draft on July 1, 2017 » Became a free agent on July 1, 2018								
Martin Erat	RW	10/19	2001-13	723	163	318	481	426
» Selected by Nashville in the seventh round (191st overall) of the 1999 NHL Draft on June 26, 1999 » Traded to Washington with Michael Latta for Filip Forsberg on April 3, 2013								
David Farrance	D	22	2020-21	2	0	0	0	0
» Selected by Nashville in the third round (92nd overall) of the 2017 NHL Draft on June 24, 2017 » Became a free agent on July 13, 2022								
Mike Farrell	D	40	2003-04	1	0	0	0	0
» Acquired from Washington for Alexander Riazantsev on July 14, 2003 » Became a free agent on July 1, 2004								
Kevin Fiala	LW	22/56	2014-19	204	45	52	97	70
» Selected by Nashville in the first round (11th overall) of the 2014 NHL Draft on June 27, 2014 » Traded to Minnesota for Mikael Granlund on Feb. 25, 2019								
Vernon Fiddler	C	38/83	2002-09; 2016-17	325	46	48	94	227
» Signed as a free agent on May 6, 2002 » Became a free agent on July 1, 2009 » Acquired from New Jersey for a fourth-round pick (traded to NY Rangers via San Jose; NY Rangers selected Brandon Crawley) in the 2017 NHL Draft on Feb. 5, 2017 » Became a free agent on July 1, 2017								
Tom Fitzgerald	RW	21	1998-02	307	42	46	88	218
» Signed as a free agent on July 6, 1998 » Traded to Chicago for a fourth-round pick (traded to Anaheim; Anaheim selected Nathan Saunders) in the 2003 NHL Draft and future considerations on March 13, 2002								
Rory Fitzpatrick	D	49	2000-01	2	0	0	0	2
» Acquired from St. Louis for Dan Kezmer on Feb. 9, 2000 » Traded to Edmonton for future considerations on Jan. 12, 2001								
Mike Fisher	C	12	2010-18	429	111	130	241	261
» Acquired from Ottawa for a first-round pick (Stefan Noesen) in the 2011 NHL Draft and a third-round pick (Jarrod Maidens) in the 2012 NHL Draft on Feb. 10, 2011 » Retired on Aug. 3, 2017 » Signed as a free agent on Feb. 26, 2018 » Retired on May 12, 2018								



ALUMNI REGISTER – SKATERS

PLAYER	POS.	No.	YEAR(S)	GP	G	A	PTS	PIM
Peter Forsberg	C	21	2006-07	17	2	13	15	16
» Acquired from Philadelphia for Scottie Upshall, Ryan Parent and a first-round pick (traded to Nashville; Nashville selected Jonathan Blum) and third-round pick (traded to Washington; Washington selected Phil Desimore) in the 2007 NHL Draft on Feb. 15, 2007								
» Became a free agent on July 1, 2007								
Cody Franson	D	4/32/44	2009-11; 2014-15	164	15	39	54	48
» Selected by Nashville in the third round (79th overall) of the 2005 NHL Draft on July 31, 2005								
» Traded to Toronto with Matthew Lombardi for Brett Leiba, Robert Slaney and a fourth-round pick (traded to St. Louis; St. Louis selected Zachary Pochiro) in the 2013 NHL Draft on July 3, 2011								
» Acquired with Mike Santorelli from Toronto for a first-round pick (traded to Philadelphia; Philadelphia selected Travis Konecny) in the 2015 NHL Draft and forwards Olli Jokinen and Brendan Leipsic on Feb. 15, 2015								
» Became a free agent on July 1, 2015								
Doug Friedman	LW	8	1998-99	2	0	1	1	14
» Claimed from Edmonton in the 1998 NHL Expansion Draft on June 26, 1998								
» Became a free agent on July 1, 1999								
Simon Gamache	LW	20/41	2003-06	18	1	0	1	0
» Acquired from Atlanta with Kirill Salonov for Tomas Kloucek and Ben Simon on Dec. 2, 2003								
» Claimed on waivers by St. Louis on Nov. 29, 2005								
» Claimed on waivers from St. Louis on Jan. 28, 2006								
» Became a free agent on July 1, 2006								
Frederick Gaudreau	C	89/32	2016-19	84	3	5	8	4
» Signed as a free agent on Jan. 5, 2016								
» Became a free agent on Oct. 9, 2020								
Paul Gaustad	C	28	2011-16	248	18	32	50	193
» Acquired from Buffalo with a fourth-round pick (Juuse Saros) in the 2013 NHL Draft for a first-round pick (traded to Calgary; Calgary selected Mark Jankowski) in the 2012 NHL Draft on Feb. 27, 2012								
» Became a free agent on July 1, 2016								
Martin Gelinas	LW	23	2007-08	57	9	11	20	20
» Signed as a free agent on July 26, 2007								
» Became a free agent on July 1, 2008								
Blake Geoffrion	C	5	2010-12	42	6	5	11	24
» Selected by Nashville in the second round (56th overall) of the 2006 NHL Draft on June 24, 2006								
» Traded to Montreal with a second-round pick (Dalton Throver) in the 2012 NHL Draft and Robert Slaney for Hal Gill and a fifth-round pick (traded to Los Angeles via Montreal; Los Angeles selected Patrik Bartsosak) in the 2013 NHL Draft on Feb. 17, 2012								
Brent Gilchrist	LW	41	2002-03	41	1	2	3	14
» Signed as a free agent on July 11, 2002								
» Became a free agent on July 1, 2003								
Hal Gill	D	75	2011-13	41	0	5	5	32
» Acquired with a fifth-round pick (traded to Los Angeles via Montreal; Los Angeles selected Patrik Bartsosak) for Blake Geoffrion, Robert Slaney and a second-round pick (Dalton Throver) in the 2012 NHL Draft on Feb. 17, 2012								
» Bought out of his contract on July 4, 2013								
Samuel Girard	D	49	2017-18	5	1	2	3	2
» Selected by Nashville in the second round (47th overall) of the 2016 NHL Draft on June 25, 2016								
» Traded to Colorado with Vladislav Kamenov and Nashville's second-round pick (traded to Pittsburgh; Pittsburgh selected Filip Hallander) in the 2018 NHL Draft for Kyle Turris (via Ottawa) on Nov. 5, 2017								
Marcel Goc	C	9	2009-11	124	21	33	54	20
» Signed as a free agent on Aug. 21, 2009								
» Became a free agent on July 1, 2011								
David Gosselin	LW	40	1999-02	13	2	1	3	11
» Signed as a free agent on July 9, 1998								
» Traded to Dallas with a fifth-round pick (Eero Kilpelainen) in the 2003 NHL Draft for Ed Belfour and Cameron Mann on June 29, 2002								
Petter Granberg	D	8	2015-17	37	0	2	2	23
» Claimed on waivers from Toronto on Nov. 22, 2015								
» Became a free agent on July 1, 2017								
Derek Grant	C	27	2016-17	6	0	1	1	5
» Claimed on waivers from Buffalo on Jan. 11, 2017								
» Claimed on waivers by Buffalo on Feb. 6, 2017								
Triston Grant	LW	21	2009-10	3	0	0	0	9
» Acquired from Philadelphia with a seventh-round pick (traded to St. Louis; St. Louis selected Maxwell Tardy) in the 2009 NHL Draft for Janne Niskala on June 24, 2008								
» Became a free agent on July 1, 2010								
Denis Grebeshkov	D	37	2009-10	4	1	1	2	6
» Acquired from Edmonton for a second-round pick (Curtis Hamilton) in the 2010 NHL Draft on March 1, 2010								
» Became a free agent on July 1, 2010								

PLAYER	POS.	No.	YEAR(S)	GP	G	A	PTS	PIM
Rocco Grimaldi	RW	23	2018-22	166	25	32	57	26
» Signed as a free agent on July 1, 2018								
» Became a free agent on July 1, 2022								
Stu Grimson	LW	8	2001-02	30	1	1	2	76
» Signed as a free agent on July 2, 2001								
» Retired on June 3, 2003								
Erik Gudbranson	D	44	2020-21	9	0	1	1	12
» Acquired from Ottawa for Brandon Fortunato and Nashville's seventh-round pick in the 2023 NHL Draft on April 12, 2021								
» Became a free agent on July 28, 2021								
Ben Guite	RW	24	2009-10	6	0	0	0	4
» Signed as a free agent on July 4, 2009								
» Became a free agent on July 1, 2010								
Sean Haggerty	LW	36	2000-01	3	0	1	1	0
» Claimed on waivers from NY Islanders on May 23, 2000								
» Became a free agent on July 1, 2001								
Matt Halischuk	RW	24	2010-13	136	24	27	51	39
» Acquired from New Jersey with a second-round pick (Magnus Hellberg) in the 2011 NHL Draft for Jason Arnott on June 19, 2010								
» Became a free agent on July 1, 2013								
Adam Hall	RW	18/34	2001-06	234	43	42	85	108
» Selected by Nashville in the second round (52nd overall) of the 1999 NHL Draft on June 26, 1999								
» Traded to NY Rangers for Dominic Moore on July 19, 2006								
Dan Hamhuis	D	2/5	2003-10; 2018-20	600	32	142	174	438
» Selected by Nashville in the first round (12th overall) of the 2001 NHL Draft on June 24, 2001								
» Traded to Philadelphia for Ryan Parent on June 19, 2010								
» Signed as a free agent on July 25, 2018								
» Retired on Aug. 13, 2020								
Scott Hannan	D	22	2012-13	20	3	6	9	4
» Signed as a free agent on Aug. 17, 2012								
» Traded to San Jose for a fifth-round pick (Tommy Veilleux) in the 2013 NHL Draft on April 3, 2013								
Ben Harpur	D	17	2021-22	53	0	8	8	44
» Acquired from Toronto for Miikka Salomaki on Feb. 22, 2020								
» Became a free agent on July 1, 2022								
Ryan Hartman	RW	38	2017-19	85	13	13	26	58
» Acquired from Chicago with a fifth-round pick (Spencer Stastney) in the 2018 NHL Draft for a first-round pick (Nicolas Beaudin) and fourth-round pick (Philipp Kurashev) in the 2018 NHL Draft and Victor Ejdsell on Feb. 26, 2018								
» Traded to Philadelphia for Wayne Simmonds on Feb. 25, 2019								
Scott Hartnell	RW	17	2000-07; 2018-19	498	106	129	235	626
» Selected by Nashville in the first round (sixth overall) of the 2000 NHL Draft on June 24, 2000								
» Traded to Philadelphia with Kimmo Timonen for Nashville's first-round pick (Jonathan Blum) in the 2007 NHL Draft on June 18, 2007								
» Signed as a free agent on July 1, 2017								
» Became a free agent on July 1, 2018								
Brett Hauer	D	14	2001-02	3	0	0	0	6
» Acquired from Los Angeles for Rich Brennan on Dec. 18, 2001								
» Became a free agent on July 17, 2002								
Erik Haula	C	56	2020-21	51	9	12	21	14
» Signed as a free agent on Dec. 23, 2020								
» Became a free agent on July 28, 2021								
Darren Haydar	RW	54	2002-03	2	0	0	0	0
» Selected by Nashville in the ninth round (248th overall) of the 1999 NHL Draft on June 26, 1999								
» Became a free agent on July 1, 2006								
Kevin Henderson	LW	46	2013-14	4	1	0	1	0
» Signed as a free agent on July 1, 2012								
» Became a free agent on July 1, 2015								
Matt Henderson	LW	47	1998-99	2	0	0	0	0
» Signed as a free agent on July 13, 1998								
» Traded to Philadelphia for Paul Healey on Sept. 27, 1999								
Matt Hendricks	LW	26	2013-14	44	2	2	4	54
» Selected by Nashville in the fifth round (131st overall) of the 2000 NHL Draft on June 25, 2000								
» Became a free agent on July 1, 2004								
» Signed as a free agent on July 5, 2013								
» Traded to Edmonton for Devan Dubnyk on Jan. 15, 2014								
Jukka Hentunen	RW	27	2001-02	10	2	2	4	0
» Acquired from Calgary for a conditional pick in the 2003 NHL Draft on March 17, 2002								
» Became a free agent on July 1, 2006								



ALUMNI REGISTER – SKATERS

PLAYER	POS.	No.	YEAR(S)	GP	G	A	PTS	PIM
Jamie Heward	D	20	1998-99	63	6	12	18	44
» Signed as a free agent on Aug. 6, 1998 » Became a free agent on July 1, 1999								
Jack Hillen	D	38	2011-12	55	2	4	6	20
» Signed as a free agent on Aug. 8, 2011 » Became a free agent on July 1, 2012								
Jan Havac	LW	17	2007-08	18	3	10	13	8
» Acquired from Tampa Bay for a seventh-round pick (traded to Philadelphia; Philadelphia selected Joacim Eriksson) in the 2008 NHL Draft on Feb. 26, 2008 » Became a free agent on July 1, 2008								
Shane Hnidy	D	34	2003-04	9	0	2	2	10
» Acquired from Ottawa for Colorado's third-round pick (Peter Regin) in the 2004 NHL Draft on March 9, 2004 » Traded to Atlanta for a fourth-round pick (Niko Selmanen) in the 2006 NHL Draft on July 30, 2005								
Cody Hodgson	C	11	2015-16	39	3	5	8	6
» Signed as a free agent on July 1, 2015 » Became a free agent on July 1, 2016								
Korbinian Holzer	D	22	2019-20	3	0	0	0	2
» Acquired from Anaheim for Matt Irwin and Nashville's sixth-round pick (Vyacheslav Buteyets) in the 2022 NHL Draft on Feb. 24, 2020 » Became a free agent on Oct. 9, 2020								
Darcy Hordichuk	LW	16	2005-08	172	9	11	20	313
» Acquired from Florida for a fourth-round pick (Matt Duffy) in the 2005 NHL Draft on July 27, 2005 » Traded to Carolina with a fifth-round pick (traded to Phoenix; Phoenix selected Louis Domingue) in the 2010 NHL Draft for a fifth-round pick (traded to Tampa Bay; Tampa Bay selected Michael Zador) in the 2009 NHL Draft on June 19, 2008								
Bill Houlder	D	3/23	1999-03	302	8	36	44	150
» Claimed on waivers from Tampa Bay on Nov. 10, 1999 » Became a free agent on July 1, 2003								
Patric Hornqvist	RW	27	2008-14	363	106	110	216	173
» Selected by Nashville in the seventh round (230th overall) of the 2005 NHL Draft on July 31, 2005 » Traded to Pittsburgh with Nick Spaling for James Neal on June 27, 2014								
Cale Hulse	D	32	2000-03	225	3	15	18	370
» Acquired from Calgary with a third-round pick (Denis Platonov) in the 2001 NHL Draft for Sergei Krivokrasov on March 14, 2000 » Became a free agent on July 1, 2003								
Brad Hunt	D	24	2016-17	3	0	1	1	0
» Claimed on waivers from St. Louis on Jan. 17, 2017 » Became a free agent on July 1, 2017								
Andrew Hutchinson	D	42	2003-04	18	4	4	8	4
» Selected by Nashville in the second round (64th overall) of the 1999 NHL Draft on June 26, 1999 » Traded to Carolina for a third-round pick (Teemu Laakso) in the 2005 NHL Draft on July 29, 2005								
Matt Irwin	D	52	2016-20	195	6	25	31	83
» Signed as a free agent on July 1, 2016 » Traded to Anaheim for Korbinian Holzer and Nashville's sixth-round pick (Vyacheslav Buteyets) in the 2022 NHL Draft on Feb. 24, 2020								
Barret Jackman	D	5	2015-16	73	1	4	5	76
» Signed as a free agent on July 1, 2015 » Bought out of his contract on July 1, 2016								
Calle Järnkrok	C	19	2013-21	508	94	117	211	113
» Acquired from Detroit with a second-round pick (traded to San Jose; San Jose selected Julius Bergman) in the 2014 NHL Draft and Patrick Eaves for David Legwand on March 5, 2014 » Selected by Seattle in the 2021 NHL Expansion Draft on July 21, 2021								
Andreas Johansson	LW	21	2002-04	103	32	32	64	48
» Signed as a free agent on Sept. 4, 2002 » Became a free agent on July 1, 2004								
Greg Johnson	C	22	1998-06	502	93	145	238	213
» Claimed from Chicago in the 1998 NHL Expansion Draft on June 26, 1998 » Became a free agent on July 1, 2006								
Olli Jokinen	RW	13	2014-15	48	3	3	6	26
» Signed as a free agent on July 2, 2014 » Traded to Toronto with a first-round pick (traded to Philadelphia; Philadelphia selected Travis Konecny) in the 2015 NHL Draft and Brendan Leipsch for Cody Franson and Mike Santorelli on Feb. 15, 2015								
Ryan Jones	RW	28	2008-10	87	14	14	28	40
» Acquired from Minnesota with a second-round pick (Charles-Olivier Rousseau) in the 2009 NHL Draft for defenseman Marek Zidlicky on July 1, 2008 » Claimed on waivers by Edmonton on March 3, 2010								
Seth Jones	D	3	2013-16	1999	15	48	63	54
» Selected by Nashville in the first round (fourth overall) of the 2013 NHL Draft on June 30, 2013 » Traded to Columbus for Ryan Johansen on Jan. 6, 2016								

PLAYER	POS.	No.	YEAR(S)	GP	G	A	PTS	PIM
Vladislav Kamenev	LW	50	2016-17	2	0	0	0	2
» Traded to Colorado with Samuel Girard and a second-round pick (traded to Pittsburgh; Pittsburgh selected Filip Hallander) in the 2018 NHL Draft for Kyle Turris (via Ottawa) on Nov. 5, 2017								
Jere Karalahti	D	13/16	2001-02	15	0	1	1	12
» Acquired from Los Angeles with a conditional pick (Temmu Lassila) in the 2003 NHL Draft for Cliff Ronning on March 16, 2002 » Became a free agent on July 1, 2003								
Paul Kariya	LW	9	2005-07	164	55	106	161	76
» Signed as a free agent on Aug. 5, 2005 » Became a free agent on July 1, 2007								
Dan Kezzner	D	2	1998-00	40	0	5	5	40
» Claimed on waivers from Dallas on March 12, 1999 » Traded to St. Louis for Rory Fitzpatrick on Feb. 9, 2000								
Patric Kjellberg	RW	10	1998-02	246	49	77	126	56
» Signed as a free agent on June 27, 1998 » Traded to Anaheim for Petr Tenkrat on Nov. 1, 2001								
Linus Klasen	LW	58	2001-02	4	0	0	0	0
» Signed as a free agent on April 20, 2010 » Became a free agent on July 1, 2013								
Kevin Klein	D	8/49	2005-14	403	16	66	82	110
» Selected by Nashville in the second round (37th overall) of the 2003 NHL Draft on June 21, 2003 » Traded to NY Rangers for Michael Del Zotto on Jan. 22, 2014								
Tomas Kloucek	D	5/28	2002-04	8	0	1	1	12
» Acquired from NY Rangers with Rem Murray and Marek Zidlicky for Mike Dunham on Dec. 12, 2002 » Traded to Atlanta with Ben Simon for Simon Gamache and Kirill Safonov on Dec. 2, 2003								
Ville Koistinen	D	4	2007-09	86	7	21	28	32
» Signed as a free agent on May 18, 2006 » Became a free agent on July 1, 2009								
Andrei Kostitsyn	LW	46	2011-12	19	4	8	12	10
» Acquired from Montreal for a second-round pick (Jacob de la Rose) in the 2013 NHL Draft and a conditional fifth-round pick previously acquired from Montreal (traded to Los Angeles; Los Angeles selected Patrik Bartosak) in the 2013 NHL Draft on Feb. 27, 2012 » Became a free agent on July 1, 2012								
Sergei Kostitsyn	RW	74	2010-13	198	43	65	108	65
» Acquired from Montreal for Dustin Boyd and Dan Ellis on June 29, 2010 » Mutually terminated his contract on July 4, 2013								
Sergei Krivokrasov	RW	25	1998-00	133	34	40	74	82
» Acquired from Chicago for future considerations on June 26, 1998 » Traded to Calgary for Cale Hulse and a third-round pick (Denis Platonov) in the 2001 NHL Draft on March 14, 2000								
Luke Kunin	RW	11	2020-22	120	23	18	41	112
» Acquired from Minnesota with a fourth-round pick (Adam Wisby) in the 2020 NHL Draft for Nick Bonino, a second-round pick (Marat Khusnutdinov) and a third-round pick (traded to Detroit; Detroit selected Emil Viro) in the 2020 NHL Draft on Oct. 7, 2020 » Traded to San Jose for John Leonard and a third-round pick in the 2023 NHL Draft on July 8, 2023								
Teemu Laakso	D	32/42	2009-12	17	0	0	0	10
» Selected by Nashville in the third round (78th overall) of the 2005 NHL Draft on July 31, 2005 » Became a free agent on July 1, 2015								
Josh Langfield	C	15	2007-08	2	0	0	0	0
» Signed as a free agent on Sept. 4, 2007 » Became a free agent on July 1, 2008								
Denny Lambert	LW	28	1998-99	76	5	11	16	218
» Claimed from Ottawa in the 1998 NHL Expansion Draft on June 26, 1998 » Traded to Atlanta for Randy Robitaille on Aug. 16, 1999								
Patrick Leahy	RW	28	2006-07	1	0	0	0	0
» Signed as a free agent on July 17, 2006 » Became a free agent on July 1, 2007								
David Legwand	C	11	1998-14	956	210	356	566	474
» Selected by Nashville in the first round (second overall) of the 1998 NHL Draft on June 27, 1998 » Traded to Detroit for Patrick Eaves, Calle Järnkrok and Detroit's second-round pick (traded to San Jose; San Jose selected Julius Bergman) in the 2014 NHL Draft on March 5, 2014								
Mikko Lehtonen	D	42	2006-07	15	1	2	3	8
» Selected by Nashville in the ninth round (271st overall) of the 2001 NHL Draft » Traded to Buffalo for a fourth-round pick (Mark Santorelli) in the 2007 NHL Draft on Feb. 27, 2007								
Tyler Lewington	D	2	2020-21	2	0	1	1	9
» Signed as a free agent on Oct. 13, 2020 » Became a free agent on July 28, 2021								



ALUMNI REGISTER – SKATERS

PLAYER	POS.	No.	YEAR(S)	GP	G	A	PTS	PIM
Michael Lymbas	LW	17	2016-17	1	0	0	0	0
» Signed as a free agent on July 5, 2016 » Traded to NY Rangers for Peter Smrek on March 19, 2017								
Richard Lintner	D	41	1999-01	83	4	10	14	44
» Acquired from Phoenix with Cliff Ronning for future considerations on Oct. 31, 1998 » Traded to NY Rangers for Peter Smrek on March 19, 2002								
Matthew Lombardi	C	15	2010-11	2	0	0	0	0
» Signed as a free agent on July 2, 2010 » Traded to Toronto with Cody Franson and Robert Slaney for Brett Lebda and a fourth-round pick (traded to St. Louis; St. Louis selected Zachary Pochiro) in the 2013 NHL Draft on July 3, 2011								
Matt Luff	RW	24	2021-22	23	3	3	6	4
» Signed as a free agent on July 28, 2021 » Became a free agent on July 13, 2022								
Sean Malone	C	43	2020-21	1	0	1	1	2
» Signed as a free agent on July 15, 2020 » Became a free agent on July 28, 2021								
Cameron Mann	RW	28	2002-03	4	0	0	0	0
» Acquired from Dallas with Ed Belfour for David Gosselin and a fifth-round pick (Eero Kilpelainen) in the 2003 NHL Draft on June 29, 2002 » Became a free agent on July 1, 2003								
Danny Markov	D	55	2005-06	58	0	11	11	62
» Acquired from Philadelphia for a third-round pick (traded to Los Angeles; Los Angeles selected Bud Holloway) in the 2006 NHL Draft on Aug. 2, 2005 » Became a free agent on July 1, 2006								
Brian McGrattan	RW	23	2011-13	32	0	2	2	61
» Claimed on waivers from Anaheim on Oct. 11, 2011 » Traded to Calgary for Joe Piskula on Feb. 28, 2013								
Jim McKenzie	LW	19	2003-04	61	1	3	4	88
» Signed as a free agent on July 22, 2003 » Became a free agent on Aug. 1, 2005								
Cody McLeod	RW	55	2016-18; 2018-19	61	5	2	7	172
» Acquired from Colorado for Felix Girard on Jan. 13, 2017 » Claimed on waivers by NY Rangers on Jan. 25, 2018 » Acquired from NY Rangers for Nashville's seventh-round pick (Hugo Ollas) in the 2020 NHL Draft on Feb. 25, 2019 » Became a free agent on July 1, 2019								
Craig Millar	D	8	1999-01	62	3	11	14	34
» Acquired from Edmonton for Detroit's third-round pick (Mike Comrie) in the 1999 NHL Draft on June 26, 1999 » Claimed on waivers by Tampa Bay on Oct. 25, 2000								
Jay More	D	4	1998-99	18	0	2	2	18
» Signed as a free agent on June 4, 1998 » Became a free agent on July 1, 2001								
Jason Morgan	C	45	2003-04	6	0	2	2	2
» Claimed on waivers from Calgary on Dec. 31, 2003 » Claimed on waivers by Calgary on Feb. 19, 2004								
Marc Moro	D	33/16	1999-02	27	0	0	0	75
» Acquired from Anaheim with Chris Mason for Dominic Roussel on Oct. 5, 1998 » Traded to Toronto for D.J. Smith and Marty Witford on March 1, 2002								
Mark Mowers	C	18	1998-02	85	5	13	18	16
» Signed as a free agent on June 11, 1998 » Became a free agent on July 1, 2002								
Chris Mueller	C	53/17	2010-13	37	2	6	8	8
» Signed as a free agent on Dec. 27, 2010 » Became a free agent on July 1, 2013								
Rem Murray	LW	15	2002-04	92	14	22	36	30
» Acquired from NY Rangers with Tomas Kloucek and Marek Zidlicky for Mike Dunham on Dec. 12, 2002 » Became a free agent on July 1, 2004								
Phillipe Myers	D	55	2021-22	27	1	3	4	12
» Acquired from Philadelphia with Nolan Patrick for Ryan Ellis on July 17, 2021 » Traded to Tampa Bay with Grant Mishak for Ryan McDonagh on July 3, 2022								
Brantt Myhres	RW	74	2000-01	20	0	0	0	28
» Signed as a free agent on Aug. 15, 2000 » Traded to Washington for future considerations on Feb. 1, 2001								
John Namestnikov	D	20	1999-00	2	0	0	0	2
» Acquired from NY Rangers for Jason Dawe on Feb. 2, 2000 » Became a free agent on July 1, 2001								

PLAYER	POS.	No.	YEAR(S)	GP	G	A	PTS	PIM
James Neal	LW	18	2014-17	219	77	59	136	157
» Acquired from Pittsburgh for Patrik Horqvist and Nick Spaling on June 27, 2014 » Selected by Vegas in the 2017 NHL Expansion Draft on June 21, 2017								
Stan Neckar	D	6	2003-04	1	0	1	1	0
» Signed as a free agent on Nov. 26, 2003 » Traded to Tampa Bay for a sixth-round pick (Kevin Schaeffer) in the 2004 NHL Draft on March 9, 2004								
Jeff Nelson	C	7	1998-99	9	2	1	3	2
» Signed as a free agent on Aug. 19, 1998 » Traded to Washington for future considerations on June 22, 1999								
Scott Nichol	C	12	2005-09	209	24	23	47	271
» Signed as a free agent on Aug. 6, 2005 » Became a free agent on July 1, 2009								
Eric Mystrom	LW	24	2013-16	185	29	11	40	95
» Signed as a free agent on July 5, 2013 » Bought out of his contract on June 28, 2016								
Shane O'Brien	D	55	2010-11	80	2	7	9	83
» Acquired from Vancouver with Dan Gendur for Jonas Andersson and Ryan Parent on Oct. 5, 2010 » Became a free agent on July 1, 2011								
Mathieu Olivier	RW	25	2019-22	48	3	4	7	88
» Signed as a free agent on May 1, 2019 » Traded to Columbus for a fourth-round pick (traded to Toronto; Toronto selected Dennis Hildeby) in the 2022 NHL Draft on June 30, 2022								
Peter Olvecky	LW	36	2009-10	1	0	0	0	0
» Signed as a free agent on July 16, 2009 » Became a free agent on July 1, 2010								
Cal O'Reilly	C	48/16	2008-12	85	11	24	35	10
» Selected by Nashville in the fifth round (150th overall) of the 2005 NHL Draft on July 31, 2005 » Traded to Phoenix for a fourth-round pick (Mikko Vainonen) in the 2012 NHL Draft on Oct. 28, 2011								
Vladimir Orszagh	RW	33	2001-04	239	47	58	105	168
» Signed as a free agent on June 1, 2001 » Became a free agent on Aug. 1, 2005								
Jed Ortmeyer	RW	41	2007-09	53	4	4	8	32
» Signed as a free agent on July 2, 2007 » Became a free agent on July 1, 2009								
Adam Pardy	D	5	2016-17	4	0	0	0	6
» Signed as a free agent on Nov. 30, 2016 » Became a free agent on July 1, 2017								
Denis Pederson	C	16	2002-03	43	4	6	10	39
» Signed as a free agent on July 24, 2002 » Became a free agent on July 1, 2003								
Ville Pelttonen	LW	16	1998-01	116	14	28	42	26
» Acquired from San Jose for a fifth-round pick (traded to Phoenix; Phoenix selected Josh Blackburn) in the 1998 NHL Draft on June 26, 1998 » Became a free agent on July 1, 2001								
Yanic Perreault	C	94	2005-06	69	22	35	57	30
» Signed as a free agent on Oct. 3, 2005 » Became a free agent on July 1, 2006								
PA Parenteau	RW	11	2016-17	8	0	1	1	0
» Acquired from New Jersey for a sixth-round pick (traded to San Jose; San Jose selected Alexander Chmelyevski) in the 2017 NHL Draft on March 1, 2017 » Became a free agent on July 1, 2017								
Nathan Perrott	RW	20	2001-03	23	1	2	3	79
» Acquired from Chicago for a conditional pick in the 2003 NHL Draft on Oct. 9, 2001 » Traded to Toronto for Bob Wren on Dec. 31, 2002								
Rich Peverley	C	37	2006-09	73	7	13	20	23
» Signed as a free agent on Jan. 17, 2007 » Claimed on waivers by Atlanta on Jan. 10, 2008								
Oleg Petrov	LW	14/20	2002-03	17	2	2	4	2
» Acquired from Montreal for a fourth-round pick (traded to Washington; Washington selected Andreas Valda) in the 2003 NHL Draft on March 3, 2003 » Became a free agent on July 1, 2003								
Joe Piskula	D	47	2013-15	3	0	0	0	2
» Acquired from Calgary for Brian McGrattan on Feb. 28, 2013 » Became a free agent on July 1, 2015								
Rem Pitlick	C	16	2019-21	11	0	2	2	6
» Selected by Nashville in the third round (76th overall) of the 2016 NHL Draft on June 25, 2016 » Claimed on waivers by Minnesota on Oct. 5, 2021								



ALUMNI REGISTER – SKATERS

PLAYER	POS.	No.	YEAR(S)	GP	G	A	PTS	PIM
Domenic Pittis	C	39	2002-03	2	0	0	0	2
» Signed as free agent on July 24, 2002 » Became a free agent on July 1, 2003								
Ljor Pivko	LW	47	2003-04	1	0	0	0	0
» Selected by Nashville in the third round (89th overall) of the 2000 NHL Draft on June 25, 2000 » Traded to Pittsburgh with Dominic Moore for a third-round pick (Ryan Thang) in the 2007 NHL Draft on July 19, 2006								
Corey Potter	D	21	2003-04	1	0	0	0	0
» Acquired from Arizona for future considerations on Feb. 29, 2016 » Became a free agent on July 1, 2016								
Alexander Radulov	RW	47	2006-08; 2011-12	154	47	55	102	74
» Selected by Nashville in the first round (15th overall) of 2004 NHL Draft on June 26, 2004 » Became a free agent on July 1, 2014								
Jonas Rask	C	17	2012-13	2	0	1	1	0
» Selected by Nashville in the seventh round (198th overall) of the 2010 NHL Draft on June 26, 2010 » Became a free agent on July 1, 2014								
Mike Ribeiro	C	63	2014-17	209	26	111	137	128
» Signed as a free agent on July 15, 2014 » Became a free agent on July 1, 2017								
Anthony Richard	C	90/93	2018-20	2	0	0	0	0
» Selected by Nashville in the fourth round (100th overall) of the 2015 NHL Draft on June 27, 2015 » Traded to Tampa Bay for Jimmy Huntington on Feb. 1, 2022								
Brad Richardson	C	15	2020-21	17	1	3	4	4
» Signed as a free agent on Oct. 12, 2020 » Became a free agent on July 28, 2021								
Zac Rinaldo	RW	36	2018-19	23	1	2	3	20
» Signed as a free agent on July 2, 2018 » Became a free agent on July 1, 2019								
Randy Robitaille	C	27	1999-01	131	20	31	51	22
» Acquired from Atlanta for Denny Lambert on Aug. 16, 1999 » Became a free agent on July 1, 2001 » Signed as a free agent on Aug. 19, 2005 » Claimed on waivers by Minnesota on Oct. 4, 2005								
Cliff Ronning	C	7	1998-02	301	81	145	226	126
» Acquired from Phoenix with Richard Lintner for future considerations on Oct. 31, 1998 » Traded to Los Angeles for Jere Karalahti and a conditional pick (Teemu Lassila) in the 2003 NHL Draft on March 16, 2002								
Derek Roy	C	21	2014-15	26	1	9	10	2
» Signed as a free agent on July 15, 2015 » Traded to Edmonton for Mark Arcobello on Dec. 27, 2014								
Miikka Salomaki	RW	20/67	2014-20	167	12	15	27	76
» Selected in the second round (52nd overall) of the 2011 NHL Draft on June 25, 2011 » Traded to Toronto for Ben Harpur on Feb. 22, 2020								
Steven Santini	D	3	2019-20	2	0	0	0	2
» Acquired from New Jersey with Jeremy Davies, a second-round pick (traded to Philadelphia; Philadelphia selected Bobby Brink) in the 2019 NHL Draft and a second-round pick (traded to Minnesota; Minnesota selected Marat Khusnutdinov) in the 2020 NHL Draft for defenseman P.K. Subban on June 22, 2019 » Bought out of his contract on Oct. 7, 2020								
Mike Santorelli	RW	53/18/10	2008-10; 2014-15	54	3	4	7	16
» Selected by Nashville in the sixth round (178th overall) of the 2004 NHL Draft on June 27, 2004 » Traded to Florida for a fourth-round pick (Josh Shalla) in the 2011 NHL Draft on Aug. 5, 2010 » Acquired from Toronto with Cody Franson for a first-round pick (traded to Philadelphia; Philadelphia selected Travis Konecny) in the 2015 NHL Draft and Olli Jokinen and Brendan Leipsic on Feb. 15, 2015 » Became a free agent on July 1, 2015								
Yves Sarault	LW	12	2001-02	1	0	0	0	0
» Claimed on waivers from Atlanta on June 19, 2001 » Traded to Philadelphia with a conditional pick in the 2003 NHL Draft for Jason Beckett and Petr Hubacek on Jan. 11, 2002								
Luca Sbisa	D	55	2020-21	1	0	0	0	0
» Claimed on waivers from Winnipeg on Jan. 12, 2021 » Became a free agent on July 28, 2021								
Dave Scatchard	RW	38	2009-10	16	3	2	5	17
» Signed as a free agent on Oct. 7, 2009 » Became a free agent on July 1, 2010								
Robert Schnabel	D	42/36	2001-04	22	0	3	3	34
» Claimed on waivers from Phoenix on Jan. 2, 2001 » Became a free agent on July 1, 2004								

PLAYER	POS.	No.	YEAR(S)	GP	G	A	PTS	PIM
Kole Sherwood	RW	77	2021-22	1	0	0	0	0
» Acquired from Ottawa for future considerations on Nov. 30, 2021 » Became a free agent on July 13, 2022								
Timofei Shishkanov	LW	16	2003-04	2	0	0	0	0
» Selected by Nashville in the second round (33rd overall) of the 2001 NHL Draft on June 24, 2001 » Traded to St. Louis for Mike Sillinger on Jan. 29, 2006								
Mike Sillinger	C	81	2005-06	31	10	12	22	14
» Acquired from St. Louis for Timofei Shishkanov on Jan. 29, 2006 » Became a free agent on July 1, 2006								
Jon Sim	C	14	2002-03	4	1	0	1	0
» Acquired from Dallas for Bubba Berenzweig and a conditional pick in the 2004 NHL Draft on Feb. 17, 2003 » Claimed on waivers by Los Angeles on March 8, 2003								
Wayne Simmonds	RW	17	2018-19	17	1	2	3	9
» Acquired from Philadelphia for Ryan Hartman on Feb. 25, 2019 » Became a free agent on July 1, 2019								
Reid Simpson	LW	12	2001-03	52	5	1	6	125
» Claimed on waivers from Montreal on Jan. 30, 2012 » Became a free agent on July 1, 2003								
Karlis Skarstins	D	3/40	1998-03	307	13	41	54	130
» Selected by Nashville in the third round (230th overall) of the 1998 NHL Draft on June 27, 1998 » Claimed on waivers by Los Angeles for third round pick (traded to Ottawa; Ottawa selected Peter Regier) in the 2004 NHL Draft on June 30, 2003								
Pavel Skrbek	D	42	2000-02	8	0	0	0	6
» Acquired from Pittsburgh for Bob Boughner on March 13, 2000 » Became a free agent on July 1, 2007								
John Slaney	D	27	1998-99	46	2	12	14	14
» Claimed from Phoenix in the 1998 NHL Expansion Draft on June 26, 1998 » Became a free agent on July 1, 1999								
Craig Smith	RW	15	2011-20	661	162	168	330	264
» Selected by Nashville in the fourth round (98th overall) of the 2009 NHL Draft on June 27, 2009 » Became a free agent on Oct. 9, 2020								
Trevor Smith	C	23	2016-17	1	0	0	0	0
» Signed as a free agent on July 2, 2016 » Became a free agent on July 1, 2018								
Wyatt Smith	C	46	2002-04	29	4	1	5	2
» Signed as a free agent on July 15, 2002 » Became a free agent on Aug. 1, 2005								
Jerred Smithson	C	42/25	2005-12	497	36	50	86	313
» Signed as a free agent on July 24, 2004 » Traded to Florida for Dallas' sixth-round pick (Simon Fernholm) in the 2012 NHL Draft on Feb. 24, 2012								
Brad Smyth	RW	12	1998-99	3	0	0	0	6
» Signed as a free agent on July 16, 1998 » Traded to NY Rangers for future considerations on May 3, 1999								
Nick Spaling	C/RW	13	2009-14	297	40	44	84	70
» Selected by Nashville in the second round (58th overall) of the 2007 NHL Draft on June 23, 2007 » Traded to Pittsburgh with Patric Hornqvist for James Neal on June 27, 2014								
Viktor Stalberg	RW	25	2013-15	95	10	18	28	50
» Signed as a free agent on July 5, 2013 » Bought out of his contract on June 30, 2015								
Jeremy Stevenson	LW	28	2000-02; 2003-06	100	10	7	17	225
» Signed as a free agent on Sept. 25, 2000 » Became a free agent on July 1, 2002 » Claimed on waivers from Minnesota on Oct. 22, 2003 » Claimed on waivers by Dallas on Feb. 15, 2006								
Zack Stortini	RW	21	2011-12	1	0	0	0	7
» Signed as a free agent on July 5, 2011 » Became a free agent on July 1, 2012								
P.K. Subban	D	76	2016-19	211	35	95	130	186
» Acquired from Montreal for Shea Weber on June 29, 2016 » Traded to New Jersey for Steven Santini, Jeremy Davies, a second-round pick (traded to Philadelphia; Philadelphia selected Bobby Brink) in the 2019 NHL Draft and a second-round pick (traded to Minnesota; Minnesota selected Marat Khusnutdinov) in the 2020 NHL Draft on June 22, 2019								
Steve Sullivan	LW	26	2003-11	317	100	163	263	175
» Acquired from Chicago for a second-round pick (Ryan Garlock) in the 2004 NHL Draft and a second-round pick (Michael Blunden) in the 2005 NHL Draft on Feb. 16, 2004 » Became a free agent on July 1, 2011								

OS	No.	YEAR(S)	GP	G	A	PTS	PIM
D	44/52	2008-11	53	1	5	6	18
The third round (92nd overall) of the 2003 NHL Draft							
Additional seventh-round pick in the 2003 NHL Draft on Feb. 25, 2011							
D	20	2005-12	542	38	200	238	396
The first round (seventh overall) of the 2003 NHL Draft on June 21, 2003							
July 1, 2012							
RW	40	2010-11	9	1	2	3	2
St. Louis on Dec. 29, 2010							
Anaheim on Feb. 24, 2011							
C	50	1998-99	2	0	0	0	0
A third-round pick (traded to Edmonton; Edmonton selected Mike Comrie) and a fourth-round pick (traded to St. Louis; St. Louis selected Mike Kresvan) in the 1999 NHL Draft for Doug Brown on July 14, 1998							
D	74	2008-09	11	0	1	1	17
A fourth-round pick (Paul Brown) in the 2003 NHL Draft on June 22, 2002							
LW	74	2008-09	11	0	1	1	17
A sixth-round pick (Jaroslav Janus) in the 2009 NHL Draft on Sept. 29, 2008							
Belmont on Nov. 27, 2008							
RW	15	2001-02	58	8	16	24	28
A second-round pick (Patric Kjellberg) on Nov. 1, 2001							
2002 NHL Waiver Draft on Oct. 4, 2002							
D	7	2021-22	8	0	3	3	4
July 28, 2021							
Contract on July 3, 2022							
RW	65	2011-12	1	0	0	0	0
The third round (81st overall) of the 2007 NHL Draft on June 23, 2007							
Contract on July 3, 2022							
RW	12	2009-11	25	1	2	3	6
The fifth round (144th overall) of the 2007 NHL Draft on June 23, 2007							
Dundee on July 2, 2011							
D	44	1998-07	573	79	222	301	348
With Jan Vopat for future considerations on June 26, 1998							
Scott Hartnell for Nashville's first-round pick (Jonathon Blum) in the 2007 NHL Draft on June 22, 2002							
D	24	2019-21	35	1	4	5	38
July 1, 2018							
Contract on Feb. 27, 2021							
RW	55/14/22	2003-12	486	46	79	125	725
The fourth round (98th overall) of the 2001 NHL Draft on June 24, 2001							
July 1, 2012							
D	27	2002-03	1	0	0	0	0
July 16, 2002							
Flaherty on March 9, 2003							
C	9	1998-00	49	4	6	10	20
St. Louis' highest compensatory pick (traded to Florida; Florida selected Alex Ovechkin) in the 2000 NHL Draft on June 26, 1998							
For future considerations on June 26, 1998							
C	8	2017-20	182	29	67	96	79
Via Ottawa for Samuel Girard, Vladislav Kamenov and a second-round pick (St. Louis selected Filip Hallander) in the 2018 NHL Draft on Nov. 5, 2017							
St. Louis selected Filip Hallander on Oct. 7, 2020							
LW	7	2002-07	77	11	18	29	52
The first round (sixth overall) of the 2002 NHL Draft on June 22, 2002							
Ryan Parent and a first-round pick (traded to Nashville; Nashville selected round pick (traded to Washington; Washington selected Phil Desimone) in the 2003 NHL Draft on June 22, 2002							
The 2003 NHL Draft on June 22, 2002							
RW	12	1998-01	159	26	19	45	49
June 8, 1998							
C	29	2013-14	1	0	0	0	0
May 20, 2013							
July 1, 2015							
C	63	2006-07	38	4	9	13	29
Scott Walker on July 18, 2006							
Belanger on Feb. 5, 2007							
D	4	2006-07	15	0	1	1	10
Eric Belanger on Feb. 10, 2007							
July 1, 2007							

PLAYER	POS.	No.	YEAR(S)	GP	G	A	PTS	PIM
Anton Volchenkov	D	20	2014-15	46	0	7	7	14
» Signed as a free agent on July 7, 2014								
» Became a free agent on July 1, 2015								
Jan Vopat	D	5	1998-00	61	5	6	11	34
» Acquired from Los Angeles with Kimmo Timonen for future considerations on June 26, 1998								
» Became a free agent on May 23, 2000								
Scott Walker	RW	24	1998-06	410	96	151	247	465
» Claimed from Vancouver in the 1998 NHL Expansion Draft on June 26, 1998								
» Traded to Carolina for Josef Vasek on July 18, 2006								
Joel Ward	RW	29	2008-11	230	40	58	98	89
» Signed as a free agent on July 14, 2008								
» Became a free agent on July 1, 2011								
Todd Warriner	LW	20	2002-03	6	0	1	1	4
» Claimed on waivers from Philadelphia on March 11, 2003								
» Became a free agent on July 1, 2003								
Austin Watson	LW	51/52	2012-20	306	36	41	77	358
» Selected by Nashville in the first round (18th overall) of the 2010 NHL Draft on June 25, 2010								
» Traded to Ottawa for Colorado's fourth-round pick (Jack Matier) in the 2021 NHL Draft on Oct. 10, 2020								
Mike Watt	LW	19	2000-01	18	1	1	2	8
» Claimed on waivers from NY Islanders on May 23, 2000								
» Traded to Philadelphia for Mikhail Chervonov on May 24, 2001								
Shea Weber	D	6/48	2005-16	763	166	277	443	568
» Selected by Nashville in the second round (49th overall) of the 2003 NHL Draft on June 21, 2003								
» Traded to Montreal for P.K. Subban on June 29, 2016								
Yannick Weber	D	7	2016-20	223	6	18	24	73
» Signed as a free agent on July 1, 2016								
» Became a free agent on Oct. 9, 2020								
Clarke Wilm	C	10	2002-03	82	5	11	16	36
» Signed as a free agent on July 11, 2002								
» Became a free agent on July 1, 2003								
Colin Wilson	LW	33	2009-17	502	95	142	237	124
» Selected by Nashville in the first round (seventh overall) of the 2008 NHL Draft on June 20, 2008								
» Traded to Colorado for a fourth-round pick (Marc Del Gaizo) in the 2019 NHL Draft on July 1, 2017								
Kyle Wilson	C	28	2011-12	5	0	0	0	0
» Signed as a free agent on July 5, 2011								
» Traded to Tampa Bay with Anders Lindback and Nashville's seventh-round pick (Nikita Gusev) in the 2012 NHL Draft for Minnesota's second-round pick (Pontus Aberg) and Philadelphia's second-round pick (Colton Sissons) in the 2012 NHL Draft, Tampa Bay's third-round pick (Jonathan-Ismael Diaby) in the 2013 NHL Draft and Sebastian Caron on June 15, 2012								
Brendan Witt	D	19	2005-06	17	0	3	3	68
» Acquired from Washington for Kris Beech and a first-round pick (Semyon Varlamov) in the 2006 NHL Draft on March 9, 2006								
» Became a free agent on July 1, 2006								
Vitali Yachmenev	LW	43	1998-03	338	54	76	130	58
» Acquired from Los Angeles for future considerations on July 7, 1998								
» Became a free agent on July 1, 2013								
Brandon Yip	RW	18	2011-13	59	6	9	15	46
» Claimed on waivers from Colorado on Jan. 19, 2012								
» Became a free agent on July 1, 2013								
Jason York	D	27	2002-04	141	6	28	34	116
» Acquired from Anaheim for future considerations on Oct. 23, 2002								
» Became a free agent on July 1, 2004								
Greg Zanon	D	37/5	2005-09	230	7	19	26	100
» Signed as a free agent on July 9, 2004								
» Became a free agent on July 1, 2009								
Rob Zetterli	D	2	1998-99	2	0	0	0	2
» Claimed from Toronto in the 1998 NHL Expansion Draft on June 26, 1998								
» Became a free agent on July 1, 1999								
Sergei Zholtok	C	9	2003-04	11	1	1	2	0
» Acquired from Minnesota with Brad Bombardir for Buffalo's third-round pick (Clayton Stoner) and a fourth-round pick (Patrick Bordeau) in the 2004 NHL Draft on March 5, 2004								
» Became a free agent on July 1, 2004								
Marek Zidlicky	D	3	2003-08	307	35	140	175	299
» Acquired from NY Rangers with Thomas Kloucek and Rem Murray for Mike Dunham on Dec. 12, 2002								
» Traded to Minnesota for Ryan Jones and a second-round pick (Charles-Olivier Rousseau) on July 1, 2008								
Harry Zolnierczyk	LW	26	2016-17	24	2	2	4	10
» Signed as a free agent on July 1, 2016								
» Became a free agent on July 1, 2018								



ALUMNI REGISTER – GOALTENDERS

GOALTENDER	No.	YEAR(S)	GP	MINs	GAA	W	L	T/O	SO	GA	SA	Sv%
Mark Dekanich	31	2010-11	1	50	3.60	0	0	0	0	3	25	.880
» Selected by Nashville in the fifth round (146th overall) of the 2006 NHL Draft on June 24, 2006												
» Became a free agent on July 1, 2011												
Devan Dubnyk	40	2013-14	2	124	4.35	0	1	1	0	9	60	.850
» Acquired from Edmonton for Matt Hendricks on Jan. 15, 2014												
» Traded to Montreal for future considerations on March 5, 2014												
Mike Dunham	1	1998-03	217	12494	2.72	81	104	24	8	567	6274	.910
» Claimed from New Jersey in the 1998 NHL Expansion Draft on June 26, 1998												
» Traded to NY Rangers for Rem Murray, Tomas Kloucek and Marek Zidicky on Dec. 12, 2002												
Dan Ellis	39	2007-10	110	5909	2.64	49	42	8	10	260	2958	.912
» Signed as a free agent on July 7, 2007												
» Traded to Montreal with Dustin Boyd for Sergei Kostitsyn on June 29, 2010												
Eric Fichaud	35	1998-99	9	447	3.22	0	6	0	0	24	229	.895
» Acquired from Edmonton with Drake Berehowsky and Greg de Vries for Mikhail Shtalenkov and Jim Dowd on Oct. 1, 1998												
» Traded to Carolina for Toronto's fourth-round pick (Yevgeny Pavlov) in the 1999 NHL Draft and future considerations on June 26, 1999												
Brian Finley	31	2002-03; 2005-06	2	107	5.61	0	1	0	0	10	54	.815
» Selected by Nashville in the first round (sixth overall) of the 1999 NHL Draft on June 26, 1999												
» Became a free agent on July 1, 2006												
Wade Flaherty	34	2002-03	1	51	4.71	0	1	0	0	4	27	.852
» Acquired from Florida for Pascal Trepanier on March 9, 2003												
» Became a free agent on July 1, 2004												
Magnus Hellberg	39	2013-14	1	12	5.00	0	0	0	0	1	4	.750
» Selected by Nashville in the second round (38th overall) of the 2011 NHL Draft on June 25, 2011												
» Traded to NY Rangers for a sixth-round pick (Pavel Kolygin) in the 2017 NHL Draft on July 1, 2015												
Carter Hutton	30	2013-16	75	4074	2.55	33	23	12	4	173	1920	.910
» Signed as a free agent on July 5, 2013												
» Became a free agent on July 1, 2016												
Kasimir Kaskisuo	73	2020-21	1	15	0.00	0	0	0	0	0	3	1.000
» Signed as a free agent on Oct. 13, 2020												
» Became a free agent on July 28, 2021												
Jan Lasak	35	2001-03	6	267	4.04	0	4	0	0	18	143	.874
» Selected by Nashville in the second round (65th overall) of the 1999 NHL Draft on June 26, 1999												
» Became a free agent on July 1, 2004												
Michael Leighton	49	2006-07	1	20	6.00	0	0	0	0	2	10	.800
» Claimed on waivers from Anaheim on Nov. 27, 2006												
» Claimed on waivers by Philadelphia on Jan. 11, 2007												
Anders Lindback	49	2010-12	38	1923	2.53	16	13	2	2	81	940	.914
» Selected by Nashville in the seventh round (207th overall) of the 2008 NHL Draft on June 21, 2008												
» Traded to Tampa Bay with Kyle Wilson and Nashville's seventh-round pick (Nikita Gusev) in the 2012 NHL Draft for Sebastian Caron, Minnesota's second-round pick (Pontus Aberg) and Philadelphia's second-round pick (Colton Siestons) in the 2012 NHL Draft and Tampa Bay's third-round pick (Jonathan-Ismael Diaby) in the 2013 NHL Draft												
» Signed as a free agent on July 1, 2017												
» Became a free agent on July 1, 2018												
Chris Mason	30	1998-01; 2003-08; 2012-13	135	7133	2.61	58	43	12	12	310	3548	.913
» Acquired from Anaheim with Marc Moro for Dominic Roussel on Oct. 5, 1998												
» Became a free agent on July 1, 2002												
» Claimed from Florida in the 2003 NHL Waiver Draft on Oct. 3, 2003												
» Traded to St. Louis for NY Rangers' fourth-round pick (traded to NY Rangers; NY Rangers selected Dale Weise) in the 2008 NHL Draft on June 20, 2008												
» Signed as a free agent on July 1, 2012												
» Became a free agent on July 1, 2013												
Marek Mazanec	39	2013-17	31	1653	2.98	8	13	0	2	82	784	.895
» Selected by Nashville in the sixth round (179th overall) of the 2012 NHL Draft on June 23, 2012												
» Mutually terminated his contract on July 26, 2017												
Pekka Rinne	35	2005-21	683	39413	2.43	369	213	75	60	1598	19225	.917
» Selected by Nashville in the eighth round (258th overall) of the 2004 NHL Draft on June 27, 2004												
» Retired on July 13, 2021												
David Rittich	33	2021-22	17	823	3.57	6	3	4	0	49	431	.886
» Signed as a free agent on July 28, 2021												
» Became a free agent on July 13, 2022												
Tomas Vokoun	29	1998-07	383	21789	2.54	161	159	46	21	922	10579	.913
» Claimed from Montreal in the 1998 NHL Expansion Draft on June 26, 1998												
» Traded to Florida for a second-round pick (Nick Spaling) in the 2007 NHL Draft and a first-round pick (traded to NY Islanders; NY Islanders selected Josh Bailey) and second-round pick (traded to NY Islanders; NY Islanders selected Aaron Ness) in the 2008 NHL Draft on June 22, 2007												



FRANCHISE TIMELINE

December 18, 1996: The \$160 million Nashville Arena (now known as Bridgestone Arena) opened with Amy Grant's Tennessee Christmas.

June 25, 1997: Leipold Hockey Holdings, LLC, was granted a conditional franchise by the NHL Board of Governors.

July 1, 1997: Jack Diller was named the first president of the Nashville Predators.

July 9, 1997: David Poile was named the first general manager in franchise history.

August 6, 1997: Barry Trotz was named as Nashville's first head coach and Paul Gardner was named an assistant coach.

September 25, 1997: Craig Leipold and Jack Diller unveiled the saber-toothed tiger logo at the downtown First American building (now known as the UBS Tower), the site of a saber-toothed tiger discovery in August 1971.

September 27, 1997: The Ice Breaker Bash kicked off season-ticket sales at Bridgestone Arena and attracted more than 12,000 hockey fans for three hours of hockey demonstrations, displays and interactive games.



November 13, 1997: Craig Leipold and Jack Diller unveiled "Predators" as the franchise's name (as selected by fans) at the Wildhorse Saloon in front of inaugural season-ticket holders and fans.

February 12, 1998: Head Coach Barry Trotz and Assistant Coach Paul Garden unveiled the Predators' inaugural home and away jerseys in front of 2,000 fans at Cool Springs Galleria.

May 4, 1998: The National Hockey League officially announced the Nashville Predators as the 27th franchise in League history.

June 19, 1998: Brent Peterson was named an assistant coach.

June 26, 1998: The Predators selected 26 players in the NHL Expansion Draft.

June 27, 1998: The Nashville Predators became the 27th NHL team to participate in the NHL Draft. Nashville selected David Legwand with the second overall pick.

July 6, 1998: Nashville signed free agent Tom Fitzgerald and named him the first captain in franchise history.



October 10, 1998: The Predators hosted the franchise's first NHL game against the Florida Panthers. In front of a sold-out crowd of 17,298, Florida's Ray Whitney scored the only goal of the 1-0 game.

October 13, 1998: Nashville defeated the Carolina Hurricanes, 3-2, to record the first victory in franchise history. Andrew Brunette scored the first goal in franchise history at 5:12 of the first period.

January 24, 1999: Sergei Krivokrasov became the first Predators player to appear in an NHL All-Star Game, playing for the World All-Stars at Tampa Bay's Ice Palace.

February 1, 1999: The Predators opened their practice facility at Centennial Sportsplex.

April 17, 1999: The Nashville Predators closed out their inaugural season with a 4-3 loss to the New Jersey Devils. The Predators drew a total of 664,000 fans (average of 16,202; 94 percent capacity) and compiled a 28-47-7 record.

October 6-7, 2000: The Predators opened the 2000-01 season with a two-game series against the Pittsburgh Penguins at the Saitama Super Arena outside Tokyo, Japan. Both games finished with a 3-1 score, with Nashville winning the first contest and Pittsburgh claiming the second. The two games drew the two largest crowds to ever witness hockey games in Japan (13,849 for the first game; 13,426 for the second).

March 23, 2001: General Manager David Poile was one of three recipients of the 2001 Lester Patrick Award, presented annually for "outstanding service to hockey in the United States."

November 21, 2001: The Predators unveiled an alternate jersey. The gold sweater featured an animated saber-toothed tiger logo on the crest and a pair of tiger skulls on the shoulders. It was worn through the 2006-07 season.

October 8, 2002: Greg Johnson was named the second captain in team history. Scott Walker also wore the "C" on an interim basis (Jan. 12-27) for Nashville in 2002-03.



June 21-22, 2003: The Predators hosted the 2003 NHL Draft at Bridgestone Arena and made 13 total picks, including eight of the first 98 players selected in what has since become known as the top-producing draft in NHL history. More than 13,000 fans attended the two-day event, which had an estimated economic impact of nearly \$10 million on the Middle Tennessee area.

February 8, 2004: For the first time since the team's inaugural season, Nashville was represented in the NHL All-Star Game. Kimmo Timonen (who was named to the game in 1999 but did not participate due to injury) and Tomas Vokoun both played for the Western Conference at the Xcel Energy Center in St. Paul, Minn.

April 3, 2004: On the second-to-last day of the 2003-04 regular season, a loss by the Edmonton Oilers clinched the Predators' first-ever berth in the Stanley Cup Playoffs.

April 7, 2004: The Predators took on the top-seeded Red Wings at Joe Louis Arena in the franchise's first playoff game. Despite Adam Hall's goal just 16 seconds into the game - the first postseason goal in franchise history - Detroit held on for a 3-1 win.

April 11, 2004: In the first home playoff game in team history, the Predators earned their first playoff victory, a 3-1 decision over Detroit.

August 5, 2005: The Predators announced the signing of free-agent forward and future Hall of Famer Paul Kariya, the first First-Team NHL All-Star to sign with Nashville.

October 8, 2005: In their second game of the 2005-06 season, the Predators won their first shootout, a 3-2 victory over Anaheim. Paul Kariya scored the game-deciding shootout goal against his former team.

March 18, 2006: Nashville defeated Calgary, 9-4, at Bridgestone Arena for its 40th win of the 2005-06 season, clinching the first 40-win campaign in team history. The Predators ended the season with a 49-25-8 record and led the NHL with 32 home wins.





FRANCHISE TIMELINE

April 18, 2006: Paul Kariya notched a hat trick as part of a four-point game (3g-1a) in Nashville's 6-3 win over Detroit in the team's 2005-06 regular-season finale. Kariya finished the season with 31 goals and 85 points, the latter being a franchise record. Steve Sullivan also netted 31 goals, and he and Kariya became the first Predators teammates to score at least 30 goals in a season.

January 24, 2007: Kimmo Timonen represented Nashville in the 55th NHL All-Star Game in Dallas, Texas, while Head Coach Barry Trotz served as an assistant coach for the Western Conference.

February 15, 2007: The Predators acquired Hall-of-Fame center Peter Forsberg from the Philadelphia Flyers for the 2007 stretch run.



April 5, 2007: With a 4-1 win over the St. Louis Blues, Nashville hit the 50-win mark for the first time in franchise history. The Predators finished the 2006-07 regular season with a 51-23-8 record and a then-franchise-record 110 points.

May 22, 2007: *The Sporting News* named Predators GM David Poile its NHL Executive of the Year and Head Coach Barry Trotz its Coach of the Year in its 2006-07 awards. Both honors were determined by a vote by their peers.

August 1, 2007: Nashville owner Craig Leipold announced the signing of a letter of intent to sell the Nashville Predators and Powers Management (the company that operates Bridgestone Arena) to a local ownership group.

September 12, 2007: Jason Arnott is named the fourth captain in franchise history.

November 29, 2007: The NHL's Board of Governors approved the proposed sale of the Nashville Predators to Predators Holdings LLC.

December 1, 2007: David Legwand recorded three points (1g-2a) in the third period of a 5-4 shootout win at Montreal. His first point (a goal) was the 302nd of his NHL career, moving him past Kimmo Timonen into sole possession of first place on the franchise's all-time scoring list.

December 7, 2007: Predators Holdings LLC completed its purchase of the Nashville Predators and Powers Management for \$193 million from Craig Leipold and took over the day-to-day operation of the Predators and Bridgestone Arena.

December 11, 2007: The Predators' new ownership group introduced Ed Lang as the organization's President of Business Operations and David Poile as President of Hockey Operations/General Manager.

January 27, 2008: Captain Jason Arnott represented Nashville in the 56th NHL All-Star Game in Atlanta, becoming the fourth Predators player to represent the club in the mid-season classic.

January 25, 2009: Defenseman Shea Weber became the first Predators draft pick to represent the club in an All-Star Game.

June 18, 2009: Steve Sullivan became Nashville's first NHL award recipient, winning the Bill Masterton Trophy, given to the player who "best exemplifies the qualities of perseverance, sportsmanship and dedication to hockey." Sullivan returned on Jan. 10, 2009 from a 23-month absence due to injury.



February 23, 2010: The Predators and Bridgestone Americas, Inc., announced a multi-year naming rights and marketing partnership for the team's venue, naming it Bridgestone Arena.

February 28, 2010: Nashville defenseman Shea Weber (Canada) and Ryan Suter (United States) clashed in the gold medal game of the 2010 Vancouver Winter Olympics. Weber's Canadian squad claimed gold with a 3-2 overtime victory, with Suter earning silver while logging a game-high 31:31 of ice time. Weber was named to the Olympic All-Tournament Team.



March 1, 2010: The Predators ownership group announced a change in the leadership of its board of directors, as Tom Cigarann became the club's new chairman.

April 16, 2010: Led by two tallies by J-P Dumont, the Predators scored four straight third-period goals to claim a 4-1 victory over Chicago in Game 1 of their Western Conference Quarterfinal series. It is the first road playoff win in franchise history.

April 28, 2010: Predators Head Coach Barry Trotz is named a finalist for the Jack Adams Award, given annually to the NHL's top coach. It's the second time in franchise history someone from the organization is nominated for an NHL award. One week later, General Manager David Poile is revealed as one of three finalists for the inaugural GM of the Year Award.

July 8, 2010: Shea Weber is named the fifth captain in franchise history.

August 10, 2010: The Predators name Jeff Cogen as CEO and Sean Henry as President and COO.

January 30, 2011: Captain Shea Weber participated in his second straight All-Star Game, forming a pairing with future Hall-of-Famer Nicklas Lidstrom to post a +6 rating while racking up four assists, becoming just the second defenseman in All-Star Game history to amass four helpers.

February 10, 2011: The Predators acquired center Mike Fisher from the Ottawa Senators for two draft picks. Fisher would go on to post eight points in the team's final seven regular-season games to secure a playoff berth, then lead the team with six points in six contests during their first playoff series victory in franchise history.



February 26, 2011: Brentwood, Tenn., native and Predators 2006 second-round pick Blake Geoffrion made his NHL debut, becoming the first Tennessee native and first fourth-generation NHLer to appear in the League. He scored his first goal two games later at Edmonton and became the youngest player in franchise history to notch a hat trick in his 11th career NHL game on March 20 at Buffalo.

April 20, 2011: General Manager David Poile is the first of four in the organization to earn a nomination for the 2011 NHL Awards, becoming the finalist for the GM of the Year Award in each of its first two years of existence. Two days later, Pekka Rinne is nominated for the Vezina Trophy, followed by Shea Weber being named a finalist for the Norris Trophy three days later. Head Coach Barry Trotz capped the parade to Las Vegas with his second straight Jack Adams nomination four days later, giving Nashville the second-most nominees at the Awards show.



FRANCHISE TIMELINE

April 22, 2011: Nashville's spring of "firsts" began as Jerred Smithson scored at 1:57 of overtime to lift the Predators to a 4-3 victory at the Honda Center in Anaheim. It was the Predators' first playoff overtime victory, first Game 5 victory and the first time winning three games in a playoff year. In Game 6, the Predators topped the Ducks, 4-2, at Bridgestone Arena to win their first playoff series in franchise history.



April 30, 2011: Predators rookie forward Matt Halischuk ended Game 2 of the Western Conference Semifinals at 14:51 of double overtime, putting a shot over Vancouver goaltender Roberto Luongo's glove for a 2-1 win at Rogers Arena. The win tied the series at 1-1.

May 3, 2011: The Predators played their first game in the month of May before a sell-out crowd of 17,113 at Bridgestone Arena.

November 3, 2011: On his 29th birthday, goaltender Pekka Rinne signed a seven-year, \$49 million contract, then proceeded to shut out the Phoenix Coyotes that night, stopping 35 shots in a 3-0 victory.

November 12, 2011: The franchise played its 1,000th regular-season NHL game against the Montreal Canadiens. David Poile became the first general manager in NHL history to record 1,000 games with two separate franchises (Washington from 1982-97) while Barry Trotz became just the fourth coach to spend 1,000 games behind the bench of a single franchise.

January 29, 2012: The defensive duo of Shea Weber and Ryan Suter represented the Predators at the 2012 NHL All-Star Game.

March 22, 2012: The Nashville Predators announced the results of a study that found the team and Bridgestone Arena generate an annual economic impact of approximately \$410 million and support more than 2,350 jobs annually.

March 30, 2012: Nashville recorded the 500th regular-season victory in club history with a 4-1 victory over the Detroit Red Wings at Joe Louis Arena. The Predators hit the milestone in 1,062 games, the fewest in the post-1990 expansion era. David Poile became the first GM to guide two separate clubs to 500 wins, and Barry Trotz became just the fifth bench boss to post 500 wins with a single team.

April 20, 2012: With a 2-1 victory at Bridgestone Arena, the Predators eliminated the Detroit Red Wings in five games of their Western Conference Quarterfinal series. It was Nashville's first postseason series victory over Detroit and made the Predators the only team in the Western Conference to advance to the Second Round in both 2011 and 2012.



June 20, 2012: For the second consecutive season, four members of the organization were finalists at the NHL Awards in Las Vegas. Mike Fisher became the second award winner in franchise history, earning the NHL Foundation Award, which recognizes an NHL player who applies the core values of hockey - commitment, perseverance and teamwork - to enrich the lives of people in his community. Both Pekka Rinne (Vezina) and Shea Weber (Norris) were finalists for awards given to the top players at their respective positions for the second straight season, while David Poile was nominated for the GM of the Year Award for the third straight campaign.

April 23, 2013: The Nashville Predators announced the formation of the Nashville Predators Alumni Association.

May 21, 2014: Phil Housley, the all-time leading scorer among U.S.-born defensemen, is named an assistant coach.

January 9, 2014: Bridgestone Arena officially opened the SoBro entrance at the corner of Fifth Avenue and Demonbreun Street, one of several stages of renovations done to continually improve patrons' experiences in the building. The SoBro entrance is home to Pete & Terry's Tavern, Bridgestone Arena's first outside accessible restaurant featuring indoor and outdoor seating, food and more than 60 beer options.

March 1, 2014: Spearheaded by the generosity of Predators Captain Shea Weber and goaltender Pekka Rinne, the Predators Foundation announced the rebranding of the Nashville Predators Pediatric Cancer Fund at Monroe Carell Jr. Children's Hospital at Vanderbilt to the 365 Pediatric Cancer Fund. As part of the 365 Fund, Weber and Rinne purchased two suites at Bridgestone Arena and will host patients and families from the Monroe Carell Jr. Children's Hospital.

April 10, 2014: The Nashville Predators and Scott Hamilton announced the formation of the Scott Hamilton Skating Academy at Ford Ice Center. Hamilton will serve as active principal in the Academy, helping develop the curriculum for learn-to-skate and figure skating programs.

May 6, 2014: Peter Laviolette, a Stanley Cup winner with the Carolina Hurricanes in 2006, is named the franchise's second head coach. Kevin McCarthy also joined the organization as an assistant coach.

September 12, 2014: Eleven months after the Nashville Predators and the Metro Nashville Government broke ground on the new recreation center and ice rink development at Global Mall at the Crossings in Antioch, Tenn., Ford Ice Center officially opened to the public. Ford Ice Center, named in partnership with the Mid-South Ford Dealers, is a component of a public-private partnership between the Nashville Predators and Metro to help continue the growth of hockey and all forms of recreational ice skating in Middle Tennessee.



October 17, 2014: In a press conference at Bridgestone Arena that included NHL Commissioner Gary Bettman; Nashville Mayor Karl Dean; Predators CEO Jeff Cogen; and Bridgestone Americas President and CEO Gary Garfield, the NHL announced that the Nashville Predators and Bridgestone Arena would host the 2016 NHL All-Star Weekend on Jan. 30-31, 2016.

January 24-25, 2015: After securing the best record in the NHL at the midpoint of the season on Jan. 10, the Nashville Predators' coaching staff - led by Head Coach Peter Laviolette - represented the club at the 2015 NHL All-Star Weekend. They are joined by Shea Weber, making his fourth consecutive All-Star Weekend appearance, and rookie Filip Forsberg. Pekka Rinne was also named but did not participate due to injury. Weber won the Hardest Shot Competition with a 108.5 mph blast, while Forsberg became the first Preds player to score in an All-Star Game, tallying twice for Team Toews.



FRANCHISE TIMELINE

February 21, 2015: Bridgestone Arena was named 2014 Arena of the Year by Pollstar Magazine, an industry-leader in concert industry, sports and entertainment news. This marked the first time that Bridgestone Arena had taken home the top venue honor after being nominated 11 times, including in each of the previous eight years, and the first time a building not in California or New York had won the award since its inception in 1989.

April 24, 2015: For the third time in five seasons, goaltender Pekka Rinne was named a finalist for the Vezina Trophy after tying for second in the NHL in wins (41), ranking third in goals-against average (2.18) and seventh in save percentage (.923). Less than two weeks later, Head Coach Peter Laviolette was named a finalist for the Jack Adams Award for the second time in his career after leading the club back to the playoffs in his first season behind the team's bench.

October 13, 2015: Bridgestone Arena was named the Venue of the Year by the International Entertainment Buyers Association (IEBA) during its annual honors and awards ceremony.

October 29, 2015: The Predators announced an executive leadership transition that saw Jeff Cohen step down as CEO and President/COO Sean Henry assume the role, effective Dec. 1, 2015.

January 6, 2016: In the blockbuster trade of the 2015-16 season, the Predators acquired their long-coveted No. 1 center in All-Star Ryan Johansen. To acquire Johansen, the Predators sent promising young defenseman Seth Jones to the Columbus Blue Jackets.

January 28-31, 2016: The city of Nashville and the Predators hosted what is widely regarded as the most successful All-Star Weekend in NHL history. In addition to an outdoor concert series, red carpet ceremony attended by tens of thousands of fans and picture-perfect weather, the game was played as a 3-on-3 tournament for the first time ever. The economic impact on the city was estimated at more than \$25 million.



April 29, 2016: After staving off elimination with a 3-1 victory over Anaheim in Game 6 of their First Round series two nights earlier, the Predators participated in - and won - their first Game 7 in franchise history, taking down the Pacific Division-winning Ducks, 2-1, at the Honda Center. The win meant Nashville would advance to the Second Round for the third time in franchise history.

May 5, 2016: In Game 3 of their Second Round series, the Predators and San Jose Sharks played the longest game in franchise history, with Nashville prevailing on a Mike Fisher goal 11:12 into triple overtime.

May 10, 2016: Facing elimination on home ice for the second consecutive series, the Preds received a goal from rookie Viktor Arvidsson at 2:03 of overtime in Game 6 to again force a Game 7.

June 22, 2016: Shea Weber won the 2016 Mark Messier Leadership Award at the 2016 NHL Awards, becoming the third player in franchise history to win an NHL award. Weber was personally selected by Messier for the award.

June 29, 2016: In the biggest transaction in franchise history, and one of the largest one-for-one player trades in NHL history, the Predators acquired Norris Trophy-winning defenseman P.K. Subban from the Montreal Canadiens for team captain Shea Weber.



September 8, 2016: Mike Fisher is named the seventh captain in franchise history.

October 21, 2016: ESPN released its annual "Ultimate Standings" report, with the Predators ranking first overall in the categories of fan relations, affordability and stadium experience. Overall, the club is second out of 30 NHL teams and sixth out of all 122 professional sports teams throughout the NHL, NFL, MLB and NBA.

January 3, 2017: Nashville Predators defenseman P.K. Subban was named captain of the Central Division All-Star team for the 2017 NHL All-Star Weekend in Los Angeles on Jan. 28-29. He became the first Predators player to be named a captain or starter of an NHL All-Star Team.

January 25, 2017: The Nashville Predators and Allstate Foundation announced a major investment in AMEND, the violence prevention program of the YWCA Nashville & Middle Tennessee. The Predators made a commitment of \$500,000 over a five-year period to support the initiative.

March 2, 2017: The Nashville Predators announced the development of Ford Ice Center Bellevue at One Bellevue Place. This was the second location the Predators have created to grow the sport of hockey throughout Middle Tennessee, the first being Ford Ice Center Antioch. The Predators are now involved in three of Nashville's biggest recreational operations in the Ford Ice Centers and Centennial Sportsplex. Since Ford Ice Center Antioch opened in 2014, it has generated an economic impact of more than \$1.5 million and has sparked exponential redevelopment in the surrounding area.

April 4, 2017: The Predators wrap up the home portion of their regular-season schedule by setting several attendance records. The team played to 100.2 percent capacity during the 2016-17 regular season, setting the single-season franchise attendance record with 703,555 fans, with a franchise-best 41 games being recorded as sellouts, the first time in franchise history.

April 20, 2017: The No. 8-seeded Predators completed the first playoff series sweep in franchise history, taking down the No. 1-seeded Chicago Blackhawks, 4-1, in Game 4 of their First Round series.

May 7, 2017: The Nashville Predators beat the St. Louis Blues in Game 6 of their Second Round series to advance to the Western Conference Final for the first time in franchise history.

May 18, 2017: The Preds took to the ice in Game 4 of the Western Conference Final against the Anaheim Ducks in front of 17,423 fans, setting the franchise record for single-game hockey attendance at Bridgestone Arena.



May 22, 2017: Led by a Colton Sissons hat trick, the Predators defeated the Anaheim Ducks in Game 6 of the Western Conference Final to advance to the Stanley Cup Final for the first time in franchise history.

June 15, 2017: The Nashville Convention and Visitors Corporation estimated the overall economic impact from a record 11 home playoff games for the Predators exceeded \$50 million, including \$8 million for each game of the Stanley Cup Final. Game 6 of the Stanley Cup Final was on the same weekend as CMA Fest, whose events gathered more than 100,000 people downtown and an estimated \$2.7 million for Nashville in sales tax.

June 21, 2017: Predators GM David Poile was named the 2017 NHL General Manager of the Year at the 2017 NHL Awards at T-Mobile Arena in Las Vegas, winning the award for the first time in his fourth nomination for the honor since its inception in 2010, the most of any GM.



FRANCHISE TIMELINE

June 26, 2017: Former Nashville Predators forward Paul Kariya was selected into the Hockey Hall of Fame. Kariya posted 161 points (55g-106a) in 164 games over two seasons with the Predators from 2005-07.

July 20, 2017: The Predators named Dan Muse an assistant coach after the departure of Phil Housley to become the head coach of the Buffalo Sabres. Nashville also promoted Kevin McCarthy to associate coach.

August 3, 2017: Captain Mike Fisher announced his retirement from the NHL.

September 19, 2017: Roman Josi is named the eighth captain in franchise history; Ryan Ellis was chosen as associate captain, while Filip Forsberg, Ryan Johansen and Mattias Ekholm were selected as assistant captains.



October 10, 2017: In front of a sold-out crowd at Bridgestone Arena, the 2017 Western Conference Championship banner, the first in franchise history, was raised to the rafters.

October 23, 2017: ESPN named the Nashville Predators their No. 1 franchise in professional sports across all categories, including value, fan experience and online content.

January 28, 2018: Peter Laviolette, P.K. Subban (Central Division captain) and Pekka Rinne represented the Predators at the 2018 NHL All-Star Game in Tampa, Fla.

February 9, 2018: Bridgestone Arena was named Arena of the Year by Pollstar Magazine for the second time in building history.

February 27, 2018: Roman Josi tied the franchise record for points (5) and assists (5) in a single game in Nashville's 6-5 victory over Winnipeg at Bell MTS Place.

March 1, 2018: Predators GM David Poile became the winningest GM in NHL history with his 1,320th victory in a game against Edmonton.

March 8, 2018: Nashville extended its franchise-record win streak to 10 games with a 4-2 victory over Anaheim at Bridgestone Arena.

March 29, 2018: Nashville hosted its 100th straight sellout, a century mark of regular-season and playoff contests that have seen at least 17,113 patrons in the building for every game over the past two calendar years.

April 5, 2018: Nashville clinched its first-ever Presidents' Trophy, Central Division title and No. 1 seed in the Western Conference.



May 22, 2018: Predators GM David Poile announced the promotions of Jeff Kealty to Assistant General Manager and Director of Scouting; Brian Poile to Assistant General Manager and Director of Hockey Operations; and Scott Nichol to General Manager of the Milwaukee Admirals and Director of Player Development.

June 20, 2018: Pekka Rinne won the Vezina Trophy as the NHL's top goaltender for the 2017-18 regular season. In doing so, he became the first player in team history to win a performance-based NHL award.



August 9, 2018: Predators President of Hockey Operations/General Manager David Poile is named to the U.S. Hockey Hall of Fame Class of 2018.

October 9, 2018: Prior to their home opener against Calgary, the Predators raised banners commemorating their Presidents' Trophy, Central Division title and regular-season Western Conference championship from the 2017-18 campaign.

November 3, 2018: On his 36th birthday, Pekka Rinne signed a two-year, \$10 million contract and posted a 1-0 shutout over the Boston Bruins at Bridgestone Arena.

November 10, 2018: The Predators defeated the Dallas Stars, 5-4 in overtime at the American Airlines Center for their eighth consecutive road victory to start the season, the third-longest season-opening streak in NHL history.

December 12, 2018: Predators GM David Poile was inducted into the U.S. Hockey Hall of Fame during a ceremony at the JW Marriott in Nashville.

December 31, 2018: Predators players, coaches and staff invited their mothers on the first-ever Mothers Trip to Washington, D.C. With their moms in the crowd, the Predators defeated the defending Stanley Cup champion Capitals, 6-3, on New Year's Eve.

January 10, 2019: The Predators' ownership group announced that Herbert Fritch will assume the role of Chairman of the team's Board of Directors.

January 15, 2019: Viktor Arvidsson notched a hat trick against the Washington Capitals, becoming the fifth Preds player to record one in the 2018-19 season, a franchise record.

January 24-26, 2019: Predators Captain Roman Josi and goaltender Pekka Rinne represented the team at the 2019 NHL All-Star Weekend in San Jose, Calif.



April 6, 2019: Nashville clinched its second consecutive Central Division title, Viktor Arvidsson scored his 34th goal of the season - at the time the franchise record - and Dante Fabbro recorded his first career goal in the team's regular-season finale, a 5-2 win over Chicago at Bridgestone Arena.



FRANCHISE TIMELINE

May 20, 2019: The Academy of Country Music named Bridgestone Arena its Large Capacity Venue of the Year for 2018.

June 4, 2019: Dan Lambert joined Peter Laviolette's staff as an assistant coach. Later in the month, the Predators added Rob Scuderi, Sebastien Bordeleau and Dave Rook to their hockey operations staff to assist in developing Preds prospects.

June 20, 2019: The Metro Nashville Sports Authority approved the least agreement that will keep the Predators at Bridgestone Arena through 2049. Under the new lease, the Metro Davidson County General Fund is relieved from all obligations of supporting Bridgestone Arena and the Predators, and existing in-arena revenue streams will be used to maintain, improve and expand the building while eliminating Metro's guarantees.

July 1, 2019: The Predators signed two-time NHL All-Star and Olympic gold medalist Matt Duchene to a seven-year, \$56 million contract on the first day of free agency.

August 15, 2019: The Nashville Predators Foundation announced a multi-year partnership and naming rights deal with Nashville-based SmileDirectClub.

September 2019: In an ongoing effort to give fans, players and performers the best possible facilities and atmosphere, Bridgestone Arena completed another renovation of \$10 million, which includes a new, center-hung scoreboard and Hap & Harry's Taproom, a new premium suite area. The renovation total in the last nine years has reached nearly \$85 million.

September 29, 2019: Bridgestone Americas, Inc., and the Nashville Predators jointly celebrated the beginning of a new hockey season by announcing an extension to their naming rights agreement for Bridgestone Arena through 2030.

October 12, 2019: The Predators opened their second twin-rink facility in the Middle Tennessee area, Ford Ice Center Bellevue.

October 12, 2019: The Predators signed Roman Josi to an eight-year, \$72.472 million contract that will keep the team's captain in Nashville through 2027-28.

January 1, 2020: Playing in front of 85,630 fans - the second-most attended game in NHL history - the Predators took on the Dallas Stars in the 2020 Bridgestone NHL Winter Classic at the Cotton Bowl in Dallas.



January 7, 2020: The Predators named John Hynes as the third head coach in franchise history.

January 22, 2020: The County Music Association announced Bridgestone Arena as its Venue of the Year for 2019; it was the building's second win in the category, with the first coming in 2017.

January 25, 2020: Captain Roman Josi represented the Predators at the 2020 NHL All-Star Game in St. Louis. It was Josi's third career All-Star Game appearance.

January 31, 2020: The Predators and Tennessee State University entered a partnership to raise money and awareness for the "1 Million in 1 Month" campaign, an initiative to raise financial aid for TSU students.



February 16, 2020: The Predators hosted NBC and USA Hockey's Hockey Day in America on the Bridgestone Arena plaza in a day filled with activities devoted to the impact and influence of hockey in the United States.

April 14, 2020: The Predators raised a total of \$2.7 million in funds that were delivered to help address tornado relief efforts and those impacted by COVID-19 through the collaborative efforts of the Predators, the Predators Foundation, Bridgestone Arena and the Ford Ice Centers.

September 10, 2020: The Predators named Dan Hinote, a Stanley Cup champion as a player with Colorado in 2001, as an assistant coach. Later in the month, Todd Richards, who won the 2020 Stanley Cup as an assistant with Tampa Bay, was added to John Hynes' staff as an assistant.

September 21, 2020: Predators Captain Roman Josi won the 2020 Norris Trophy, awarded annually to the NHL's best defenseman. Josi won the Norris Trophy after posting 65 points, 16 goals and 49 assists while becoming the first player in Predators history to win the award. Two days later, the Predators surprised Josi with a celebration event at Bridgestone Arena, and the City of Nashville and State of Tennessee declared Sept. 23, 2020 as "Roman Josi Day."

October 15, 2020: The Nashville Predators and Ford Ice Centers, in conjunction with the National Hockey League and National Hockey League Players' Association, announced an investment of \$504,000 into the development of girls hockey and learn-to-skate programs in Middle Tennessee over the next two years as part of the League's Industry Growth Fund (IGF).

November 12, 2020: The Predators and Montgomery County broke ground on F&M Bank Arena in Clarksville, Tenn., northwest of Nashville. The facility is scheduled to open during the 2022-23 season.

November 16, 2020: The Predators released their adidas Reverse Retro uniforms, which were worn six times during the 2020-21 NHL season. The Reverse Retro uniforms, which were predominantly gold and silver with navy helmets, complete with the Vanderbilt Health logo as the team's first-ever helmet entitlement partner, were a homage to the original design Nashville used during its inaugural season in 1998-99.

December 20, 2020: The NHL announced that the 2020-21 regular season would feature teams playing 56 games against divisional opponents beginning Jan. 13, 2021. The Predators competed in the Central Division alongside Chicago, Carolina, Columbus, Dallas, Detroit, Florida and Tampa Bay.

January 6, 2021: In response to the Christmas Day bombing in downtown Nashville, Predators players and the Predators Foundation empowered by SmileDirectClub created an online auction to support victims of the event. A week later, during a ceremony before the season-opener, the Predators honored the six Metro Nashville police officers who evacuated citizens prior to the bombing.

January 13, 2021: Playing in front of a couple hundred family members and friends at Bridgestone Arena, the Predators opened the 2020-21 campaign with a 3-1 win over the Columbus Blue Jackets.

January 18, 2021: In order to create a tangible mechanism for the Nashville Predators, Bridgestone Arena and Ford Ice Centers to effect positive change with the objective of diminishing the prevalence of social injustice in any form, the organization established the Smashville GUIDER board, an acronym that incorporates the following guiding



FRANCHISE TIMELINE

principles: Growth, Understanding, Inclusion, Diversity, Equality and Representation. The goal of GUIDER is to utilize the resources, relationships, and reach of the Nashville Predators and its affiliated entities to bring awareness and to implement change in the four areas that are at the core of our organizational existence - our staff, our fans, our sport and our community.

February 18, 2021: Bridgestone announced a \$200,000 commitment to the NHL Foundation, with \$100,000 benefitting the Predators Foundation. The donation was allocated to fully fund the CORE (Creating Opportunities for Racial Equality) presented by Bridgestone program, which helps introduce the game to new players of all backgrounds aged 4-9 at no cost.

March 10-14, 2021: Bridgestone Arena hosted the 2021 SEC Men's Basketball Tournament, the first non-hockey event to take place at the venue since the COVID-19 pandemic began.

March 15, 2021: The Predators defeated the Tampa Bay Lightning, 4-1, in the fifth contest of an eight-game road trip. The win kicked off a 28-game stretch to conclude the regular-season in which Nashville went 20-7-1 and qualified for the playoffs.


April 13, 2021: The Predators Foundation empowered by SmileDirectClub announced its largest-ever one-time donation with grant allocations totaling \$735,000. The record allocation saw a wide variety of charitable organizations receive a record-high 184 grants.

April 26, 2021: Pollstar announced Bridgestone Arena was one of eight venues nominated for its prestigious Arena of the Decade award.

April 28, 2021: Predators Holdings, LLC announced the formation of Sabertooth Sports & Entertainment, LLC (SS&E), which will engage in operational and sales opportunities outside the four walls of Bridgestone Arena. Services provided by SS&E will include project management, consulting, sales, marketing, event booking and production, ice rink operations, venue operations, special event creation, economic development, and all administrative support and other services related to sports, events, venues and entertainment.

May 8, 2021: Thanks to a 3-1 victory over the Carolina Hurricanes on home ice, the Predators clinched their seventh consecutive postseason berth.

May 10, 2021: Skating in front of 12,135 fans at Bridgestone Arena, the Predators defeated the Hurricanes, 5-0, in what was the final game of Pekka Rinne's NHL career. Rinne, who made 30 saves in the shutout performance, took a lap around the ice and was mobbed by his teammates at center ice following the game.



May 18, 2021: SS&E announced the development of a new ice center in Sumner County at The Goat Farm. The development is part of a public-private partnership between SS&E, Sumner County, the City of Gallatin and the City of Hendersonville. It will serve as the fourth location SS&E and the Predators have created to grow hockey in Middle Tennessee since 2014, joining the Ford Ice Centers in Antioch and Bellevue and F&M Bank Arena on Clarksville.

May 21-23, 2021: The Predators won Games 3 and 4 of their first-round series vs. the Hurricanes in dramatic fashion, with Matt Duchene (Game 3) and Luke Kunin (Game 4) scoring in double overtime to tie the series at 2-2. Game 4 came in at 96:10, the third-longest game in franchise history.

June 14, 2021: Predators goaltender Pekka Rinne won the 2021 King Clancy Memorial Trophy, which is presented to the "player who best exemplifies leadership qualities on and off the ice and has made a noteworthy humanitarian contribution in his community."

June 28, 2021: The NHL announced that Nashville will host the 2022 Navy Federal Credit Union NHL Stadium Series™ outdoor game between the Predators and Tampa Bay Lightning on Feb. 26, 2022 at Nissan Stadium, the home of the NFL's Tennessee Titans.

July 13, 2021: Franchise icon Pekka Rinne announced his retirement from the NHL. Rinne retired after spending his entire 683-game NHL career with the Predators. He stands as the franchise leader in nearly every goaltending category, including wins (369), goals-against average (2.43) and shutouts (60) and in NHL history, he sits 19th in shutouts and tied for 19th in victories.



July 19, 2021: Luke Prokop, Nashville's third-round pick in the 2020 NHL Draft, announced he is gay. With the support of the Predators behind him, Prokop became the first active player signed to an NHL contract to make such an announcement.

July 22, 2021: The Predators hosted a ribbon-cutting ceremony to commemorate the opening of the Lee Company Dek Hockey Rink, located next to the Bellevue Family YMCA.

August 16, 2021: After finishing sixth in Vezina Trophy and 11th in Hart Trophy voting in 2020-21, the Predators signed goaltender Juuse Saros to a four-year, \$20 million contract. Saros posted career bests in goals-against average (2.28) and save percentage (.927) during the 2020-21 campaign.

October 1, 2021: SS&E announced a first-of-its-kind partnership with Austin Peay State University Athletics, which will see the division of Predators Holdings, LLC serve as the exclusive third-party ticket, premium and sponsorship sales agency for APSU-hosted varsity sporting events.

October 11, 2021: Rounding out his homegrown management staff, David Poile announced that Scott Nichol was promoted to Assistant General Manager. In addition to his new title, Nichol would continue to serve as GM of the AHL's Milwaukee Admirals and as the Director of Player Development.

October 30, 2021: Predators and Bally Sports South studio analyst Terry Crisp announced that the 2021-22 season would be last covering the team. A testament to his impact on the sport in Middle Tennessee, Predators President and CEO Sean Henry said, "There are few individuals who have been more important to more hockey markets and expansion teams than Terry Crisp."

November 30, 2021: Predators forward Filip Forsberg scored four goals against the Columbus Blue Jackets at Bridgestone Arena, tying the franchise record held by Eric Nystrom and Rocco Grimaldi.

December 13, 2021: International trade publication Pollstar unveiled its End of Year Sales Report, with Bridgestone Arena coming in at No. 1 in both the United States and the world for concert ticket sales. "The power of sports and entertainment lifting people up during trying times was fully on display this year," Predators and Bridgestone Arena Executive Vice President of Entertainment and Venues David Kells said following the recognition.




FRANCHISE TIMELINE

January 20, 2022: With a helper on Mikael Granlund's goal vs. Winnipeg, Roman Josi recorded his 357th career assist, giving him sole possession of first place on the franchise's all-time list.

February 5, 2022: Predators Captain Roman Josi and goaltender Juuse Saros represented Nashville in the 2022 NHL All-Star Game, held at T-Mobile Arena in Las Vegas.

February 24, 2022: In a franchise first, the Predators retired the Pekka Rinne's No. 35 to the Bridgestone Arena rafters prior to the team's game against Dallas. Joined on stage by his family, Predators GM David Poile and former teammates Shea Weber and Kimmo Timonen, Rinne was cheered on by a franchise-record 17,869 fans as he became the first player in team history to have his jersey number retired. After the ceremony, the Predators defeated the Stars, 2-1, with Rinne's countryman Mikael Granlund scoring the game-deciding goal in the shootout.



February 26, 2022: Just two days after Pekka Rinne's jersey retirement ceremony, the Predators hosted the 2022 Navy Federal Credit Union Stadium Series game at Nissan Stadium, home of the NFL's Tennessee Titans. It was the first outdoor game to be played in Tennessee and the second involving the Predators. Nashville and Tampa Bay battled in front of 68,619 fans - the seventh-largest crowd in NHL history - alongside performances from country music superstars Dierks Bentley and Miranda Lambert. Tanner Jeannot and Filip Forsberg scored for the Predators, who fell to the Lightning, 3-2.



March 22, 2022: Filip Forsberg recorded two goals and three assists in a 6-3 win at Anaheim to become the first player in franchise history to record multiple five-point games.

March 19, 2022: Skating against Toronto at Bridgestone Arena, Filip Forsberg scored his 211th career NHL goal, passing David Legwand (210) for the most in Predators history.



April 7, 2022: Roman Josi set the Predators franchise record for points in a season by recording his 86th in a 3-2 win at Ottawa. Josi's record-breaking point total beat the previous Preds franchise mark set by Paul Kariya back in 2005-06 (85).

April 18, 2022: The Predators honored broadcaster Terry Crisp during the team's game against St. Louis at Bridgestone Arena. Crisp, who retired following the 2021-22 campaign, took part in the ceremonial puck drop pregame and was recognized for his contributions to the Nashville community at an intermission celebration. Additionally, the team announced that one of the ice sheets at Ford Ice Center Bellevue would be named Terry Crisp Ice Rink and the unveiling of the Crisp College Scholarship Fund.



April 26, 2022: By earning one point against Calgary, the Predators clinched a berth in the Stanley Cup Playoffs for the eighth consecutive season, tied for the second-longest active streak in the NHL.

May 9-10, 2022: In a two-day span, two Predators players were named finalists for major NHL awards. Captain Roman Josi was named a finalist for the Norris Trophy and goaltender Juuse Saros earned a nod as a finalist for the Vezina Trophy. Shortly after, Josi was also selected as a finalist for the Ted Lindsay Award; he also was nominated for the Best NHL Player award at the 2022 ESPYs.

May 17, 2022: Bridgestone Arena was named Arena of the Year at the 57th Academy of Country Music Awards (ACM).

July 11, 2022: After posting the best statistical season of his NHL career - establishing highs in goals (42), assists (42) and points (84), the Predators signed forward Filip Forsberg to an eight-year, \$68 million contract, keeping the team's all-time leading goal scorer in Nashville through the 2029-30 season.

August 18, 2022: The NHL announced that the 2023 NHL Awards and the 2023 Upper Deck NHL Draft™ will both take place in the City of Nashville in June. This will be the first time both events have been held in the same city since 2006, when NHL Awards and the NHL Draft™ both were held in Vancouver. It will be the 20th anniversary of when Nashville hosted the 2003 NHL Draft; it will be the first time Nashville will host the NHL Awards.



ALL-TIME TRADES & ACQUISITIONS

June 1, 1998: Acquired forward Marian Cisar from Los Angeles for future considerations.

June 4, 1998: Signed free-agent defenseman Jayson More.

June 8, 1998: Signed free-agent forward Rob Valicevic.

June 11, 1998: Signed free-agent forward Mark Mowers.

June 26, 1998: Selected 26 players in the NHL Expansion Draft: Chris Armstrong (Florida); Blair Atcheynum (St. Louis); Joel Bouchard (Calgary); Bob Boughner (Buffalo); Paul Brousseau (Tampa Bay); Doug Brown (Detroit); Andrew Brunette (Washington); Frederic Chabot (Los Angeles); Patrick Cote (Dallas); J.J. Daigneault (NY Islanders); Doug Friedman (Edmonton); Tony Hrkac (Pittsburgh); Al Iafrate (San Jose); Greg Johnson (Chicago); Uwe Krupp (Colorado); Denny Lambert (Ottawa); Mike Richter (NY Rangers); Mikhail Shtalenkov (Anaheim); John Slaney (Phoenix); Mike Sullivan (Boston); Tomas Vokoun (Montreal); Scott Walker (Vancouver); and Rob Zettler (Toronto).

Acquired forward Darren Turcotte and St. Louis' highest compensatory selection in the 1999 NHL Draft (traded to Florida; Florida selected Alex Auld) from St. Louis for future considerations. Acquired goaltender Dominic Roussel and defenseman Jeff Staples from Philadelphia for a seventh-round pick (Cam Ondrik) in the 1998 NHL Draft. Acquired defenseman Jan Vopat and Kimmo Timonen from Los Angeles for future considerations. Acquired forward Sergei Krivokrasov from Chicago for future considerations. Acquired forward Jim Dowd from Calgary for future considerations. Acquired forward Ville Peltonen from San Jose for a fifth-round pick (traded to Phoenix; Phoenix selected Josh Blackburn) in the 1998 NHL Draft. Acquired forward Sebastien Bordeleau from Montreal for future considerations. Acquired a fifth-round pick (Martin Beauchesne) in the 1998 NHL Draft from Colorado for future considerations.

June 27, 1998: Acquired a first-round pick (David Legwand) and third-round pick (Geoff Koch) in the 1998 NHL Draft from San Jose for a first-round pick (Brad Stuart) and second-round pick (Jonathan Cheechoo) in the 1998 NHL Draft. Signed free-agent forward Patric Kjellberg.

Selected forwards Denis Arhipov, Martin Bartek, Craig Brunel, Geoff Koch and David Legwand; and defensemen Martin Beauchesne, Kent Sauer and Karlis Skratins in the 1998 NHL Draft.

June 30, 1998: Acquired a seventh-round pick (Kyle Kettles) in the 1999 NHL Draft from Phoenix for forward Mike Sullivan.

July 6, 1998: Signed free-agent forward Tom Fitzgerald.

July 7, 1998: Acquired forward Vitali Yachmenev from Los Angeles for future considerations.

July 9, 1998: Signed free-agent forward David Gosselin. Traded forward Tony Hrkac to Dallas for future considerations.

July 13, 1998: Signed free-agent forward Matt Henderson.

July 14, 1998: Acquired forward Petr Sykora, a third-round pick (traded to Edmonton; Edmonton selected Mike Comrie) in the 1999 NHL Draft and a conditional pick (Alexandre Krevsun) in the 1999 NHL Draft from Detroit for forward Doug Brown.

July 16, 1998: Signed free-agent forward Brad Smyth.

July 20, 1998: Goaltender Frederic Chabot claimed on waivers by Los Angeles.

August 6, 1998: Signed free-agent defenseman Jamie Heward.

August 19, 1998: Signed free-agent defensemen Shannon Finn and Kaj Linna.

October 1, 1998: Acquired defensemen Drake Berehowsky and Greg de Vries and goaltender Eric Fichaud from Edmonton for forward Jim Dowd and goaltender Mikhail Shtalenkov.

October 5, 1998: Acquired defenseman Marc Moro and goaltender Chris Mason from Anaheim for goaltender Dominic Roussel. Claimed forward Zdeno Ciger from Edmonton in the 1998 NHL Waiver Draft.

October 12, 1998: Signed free-agent defenseman Jeff Kealty.

October 25, 1998: Acquired a third-round pick (traded to Colorado; Colorado selected Branko Radivojevic) in the 1999 NHL Draft from Colorado for defenseman Greg de Vries.

October 28, 1998: Signed free-agent forward Bobby Russell.

October 31, 1998: Acquired forward Cliff Ronning and defenseman Richard Lintner from Phoenix for future considerations.

January 13, 1999: Traded defenseman J.J. Daigneault to Phoenix for future considerations.

January 26, 1999: Acquired defenseman Sergei Klimentiev from Philadelphia for future considerations.

March 12, 1999: Claimed defenseman Dan Keczer on waivers from Dallas.

March 23, 1999: Acquired a sixth-round pick (Zbynek Irgl) in the 2000 NHL Draft from St. Louis for forward Blair Atcheynum.

April 19, 1999: Acquired defenseman Bubba Berenzweig from the NY Islanders for a fourth-round pick (Johan Halvarsson) in the 1999 NHL Draft.

May 3, 1999: Traded forward Brad Smyth to the NY Rangers for future considerations.

May 4, 1999: Signed free-agent forward Danny Riva.

June 17, 1999: Signed free-agent defenseman Jayme Filipowicz.

June 21, 1999: Acquired a conditional pick (Matt Hendricks) in the 2000 NHL Draft from Atlanta for forward Andrew Brunette.

June 22, 1999: Traded forward Jeff Nelson to Washington for future considerations.

June 26, 1999: Acquired Toronto's fourth-round pick (Yevgeny Pavlov) in the 1999 NHL Draft and future considerations from Carolina for goaltender Eric Fichaud. Acquired forward Phil Crowe from Atlanta for future considerations. Acquired defenseman Craig Milar from Edmonton for Detroit's third-round pick (Mike Comrie) in the 1999 NHL Draft. Acquired a second-round pick (traded to Colorado; Colorado selected Martin Grenier) in the 1999 NHL Draft and a third-round pick (Libor Pivko) in the 2000 NHL Draft from Florida for a second-round pick (Alex Auld) in the 1999 NHL Draft. Acquired two second-round picks (Adam Hall; Andrew Hutchinson) in the 1999 NHL Draft from Colorado for a second-round pick (Martin Grenier) and a third-round pick (Branko Radivojevic) in the 1999 NHL Draft.

Selected forwards Jonas Andersson, Martin Erat, Adam Hall, Darren Haydar, Alexandre Krevsun, Konstantin Panov and Yevgeny Pavlov; defensemen Brett Angel, Miroslav Durak, Ed Hill, Timo Helbling and Andrew Hutchinson; and goaltender Brian Finley, Kyle Kettles and Jan Lasak in the 1999 NHL Draft.

July 26, 1999: Signed free-agent forward Brent Peterson and free-agent defenseman Alexandre Boikov.

August 10, 1999: Signed free-agent forward Steve Washburn and free-agent goaltender Corey Hirsch.

August 16, 1999: Acquired forward Randy Robitaille from Atlanta for forward Denny Lambert.

September 27, 1999: Acquired forward Paul Healey from Philadelphia for forward Matt Henderson.

October 2, 1999: Signed free-agent forward Jason Dawe.

November 10, 1999: Claimed defenseman Bill Houlder on waivers from Tampa Bay.

November 16, 1999: Acquired a conditional pick in the 2001 NHL Draft from Philadelphia for forward Steve Washburn.

January 20, 2000: Claimed forward Niklas Andersson on waivers from the NY Islanders.



ALL-TIME TRADES & ACQUISITIONS

February 2, 2000: Acquired defenseman Stewart Malgunas from Washington for a conditional pick in the 2001 NHL Draft. Acquired defenseman John Namestnikov from the NY Rangers for forward Jason Dawe.

February 6, 2000: Defenseman Stewart Malgunas claimed on waivers by Calgary.

February 9, 2000: Acquired defenseman Rory Fitzpatrick from St. Louis for defenseman Dan Keczmer.

February 14, 2000: Acquired forward Eric Bertrand from Philadelphia for future considerations.

February 19, 2000: Forward Niklas Andersson claimed on waivers by the NY Islanders.

March 13, 2000: Acquired defenseman Pavel Skrbek from Pittsburgh for defenseman Bob Boughner.

March 14, 2000: Defenseman Joel Bouchard claimed on waivers by Dallas. Acquired forward Petr Sachl from the NY Islanders for a ninth-round pick (Tomi Pettinen) in the 2000 NHL Draft. Acquired defenseman Cale Hulse and a third-round pick (Denis Platonov) in the 2001 NHL Draft from Calgary for forward Sergei Krivokrasov. Traded goaltender Corey Hirsch to Anaheim for future considerations.

March 27, 2000: Forward Darren Turcotte announced his retirement. Signed free-agent forward Greg Classen.

May 1, 2000: Signed free-agent forward Ryan Tobler.

May 23, 2000: Claimed forwards Sean Haggerty and Mike Watt on waivers from the NY Islanders.

June 12, 2000: Acquired a fifth-round pick (Matt Koalska) in the 2000 NHL Draft from Edmonton for forward Patrick Cote.

June 24, 2000: Selected forwards Scott Hartnell, Libor Pivko and Daniel Widig; and defenseman Mattias Nilsson in the 2000 NHL Draft.

June 25, 2000: Acquired a third-round pick (traded to Philadelphia; Philadelphia selected Patrick Sharp) in the 2001 NHL Draft from Detroit for a fourth-round pick (Stefan Liv) in the 2000 NHL Draft. Selected forwards Matt Hendricks, Zbynek Irgl and Matt Koalska; defensemen Mats Christeen, Tomas Harant, Martin Hohenner and Mike Stuart; and goaltender Jure Penko in the 2000 NHL Draft.

August 15, 2000: Signed free-agent forward Brant Myhres.

September 25, 2000: Signed free-agent forward Jeremy Stevenson. Acquired defenseman Alexei Vasiliev from the NY Rangers for a conditional pick in the 2001 NHL Draft.

September 29, 2000: Acquired defenseman Mark Eaton from Philadelphia for Detroit's third-round pick (Patrick Sharp) in the 2001 NHL Draft. Forward Zdeno Ciger claimed by Minnesota in the 2000 NHL Waiver Draft.

October 25, 2000: Defenseman Craig Millar claimed on waivers by Tampa Bay.

January 2, 2001: Claimed defenseman Robert Schnabel on waivers from Phoenix.

January 12, 2001: Traded defenseman Rory Fitzpatrick to Edmonton for future considerations.

February 1, 2001: Traded forward Brant Myhres to Washington for future considerations.

March 7, 2001: Acquired defenseman Bert Robertsson from the NY Rangers for forward Ryan Tobler.

March 9, 2001: Acquired Atlanta's second-round pick (Timofei Shishkanov) in the 2001 NHL Draft from Vancouver for defenseman Drake Berehowsky.

March 13, 2001: Forward Sebastien Bordeleau claimed on waivers by St. Louis.

May 2, 2001: Signed free-agent forward Bryan Lundbohm.

May 24, 2001: Acquired defenseman Mikhail Chernov from Philadelphia for forward Mike Watt.

June 1, 2001: Signed free-agent forward Vladimir Orszagh. Claimed forward Bill Bowler on waivers from Columbus.

June 19, 2001: Claimed forward Yves Sarault on waivers from Atlanta.

June 23, 2001: Selected forwards Denis Platonov, Oliver Setzinger and Timofei Shishkanov; and defensemen Dan Hamhuis and Tomas Slovak in the 2001 NHL Draft.

June 24, 2001: Acquired a fourth-round pick (Jordin Tootoo) in the 2001 NHL Draft from Philadelphia for a fourth-round pick (traded to Carolina; Carolina selected Rob Zepp), a fifth-round pick (Jussi Timonen) and a seventh-round pick (Thierry Douville) in the 2001 NHL Draft.

Selected forwards Gustav Grasberg and Jordin Tootoo; and defensemen Anton Lavrentiev and Mikko Lehtonen in the 2001 NHL Draft.

July 2, 2001: Signed free-agent forward Stu Grimson.

July 31, 2001: Acquired defenseman Andy Delmore from Philadelphia for a third-round pick (traded to Phoenix; Phoenix selected Joe Callahan) in the 2002 NHL Draft.

August 8, 2001: Signed free-agent forward Erik Anderson and free-agent defenseman Rich Brennan.

October 9, 2001: Acquired forward Nathan Perrott from Chicago for a conditional pick in the 2003 NHL Draft.

November 1, 2001: Acquired forward Petr Tenkrat from Anaheim for forward Patric Kjellberg.

December 4, 2001: Acquired forward Jay Legault from Anaheim for defenseman Bert Robertsson.

December 18, 2001: Acquired defenseman Brett Hauer from Los Angeles for defenseman Rich Brennan.

January 11, 2002: Acquired forward Petr Hubacek and defenseman Jason Beckett from Philadelphia for forward Yves Sarault and a conditional pick in the 2003 NHL Draft.

January 30, 2002: Claimed forward Reid Simpson on waivers from Montreal.

February 6, 2002: Acquired forward Steve Dubinsky from Chicago for future considerations.

March 1, 2002: Acquired defensemen D.J. Smith and Marty Wilford from Toronto for defenseman Marc Moro. Acquired a conditional ninth-round pick (Matt Davis) in the 2002 NHL Draft from Colorado for defenseman D.J. Smith.

March 13, 2002: Acquired a fourth-round pick (traded to Anaheim; Anaheim selected Nathan Saunders) in the 2003 NHL Draft and future considerations from Chicago for forward Tom Fitzgerald.

March 16, 2002: Acquired defenseman Jere Karalahti and a conditional pick (Teemu Lassila) in the 2003 NHL Draft from Los Angeles for forward Cliff Ronning.

March 17, 2002: Acquired forward Jukka Hentunen from Calgary for a conditional pick in the 2003 NHL Draft.

March 19, 2002: Acquired defenseman Peter Smrek from the NY Rangers for defenseman Richard Lintner.

May 6, 2002: Signed free-agent forward Vernon Fiddler.

May 15, 2002: Acquired forward Steve Parsons from Pittsburgh for future considerations.

June 22, 2002: Acquired a third-round pick (traded to Detroit; Detroit selected Valtteri Filppula) in the 2002 NHL Draft from Anaheim for future considerations. Acquired a third-round pick (traded to Toronto; Toronto selected Dominic D'Amour) in the 2002 NHL Draft and a second-round pick (Konstantin Glazachev) in the 2003 NHL Draft from Buffalo for a second-round pick (traded to Edmonton; Edmonton selected Jarret Stoll) in the 2002 NHL Draft.



ALL-TIME TRADES & ACQUISITIONS

June 22, 2002: Acquired a third-round pick (Paul Brown) in the 2003 NHL Draft from Washington for forward Petr Sykora. Acquired a conditional third-round pick (Alexander Sulzer) in the 2003 NHL Draft from Toronto for a third-round pick (Dominic D'Amour) in the 2003 NHL Draft. Acquired a third-round pick (Grigori Shafagin) in the 2003 NHL Draft from Detroit for a third-round pick (Valtteri Filppula) in the 2002 NHL Draft.

Selected forward Scottie Upshall in the 2002 NHL Draft.

June 23, 2002: Selected forwards Kaleb Betts, Patrick Jarrett and Brandon Segal; defensemen Josh Morrow and Steven Spencer; and goaltenders Matt Davis and Mike McKenna in the 2002 NHL Draft.

June 29, 2002: Acquired forward Cameron Mann and goaltender Ed Belfour from Dallas for forward David Gosselin and a fifth-round pick (Eero Kilpelainen) in the 2003 NHL Draft.

June 30, 2002: Acquired forward Tie Domi from Toronto for an eighth-round pick (Shaun Landolt) in the 2003 NHL Draft.

July 11, 2002: Signed free-agent forwards Brent Gilchrist and Clarke Wilm.

July 15, 2002: Signed free-agent forwards Greg Koehler and Wyatt Smith.

July 16, 2002: Signed free-agent defenseman Pascal Trepanier.

July 24, 2002: Signed free-agent forwards Denis Pederson and Domenic Pittis.

September 4, 2002: Signed free-agent forward Andreas Johansson.

October 4, 2002: Claimed defenseman Francis Bouillon from Montreal in the 2002 NHL Waiver Draft. Forward Petr Tenkrat claimed by Florida in the 2002 NHL Waiver Draft.

October 23, 2002: Acquired defenseman Jason York from Anaheim for future considerations.

October 25, 2002: Defenseman Francis Bouillon claimed on waivers by Montreal.

December 2, 2002: Signed free-agent forward Reid Simpson.

December 12, 2002: Acquired forward Rem Murray and defenseman Tomas Kloucek and Marek Zidlicky from the NY Rangers for goaltender Mike Dunham.

December 31, 2002: Acquired forward Bob Wren from Toronto for forward Nathan Perrott.

February 4, 2003: Traded forward Greg Koehler to Los Angeles for future considerations.

February 17, 2003: Acquired forward Jon Sim from Dallas for defenseman Bubba Berenzweig and a conditional pick in the 2004 NHL Draft.

March 3, 2003: Acquired forward Oleg Petrov from Montreal for a fourth-round pick (traded to Washington; Washington selected Andreas Valdix) in the 2003 NHL Draft.

March 8, 2003: Forward Jon Sim claimed on waivers by Los Angeles.

March 9, 2003: Acquired goaltender Wade Flaherty from Florida for defenseman Pascal Trepanier.

March 10, 2003: Traded forward Bob Wren to Ottawa for future considerations.

March 11, 2003: Claimed forward Todd Warrinen on waivers from Philadelphia. Acquired defenseman Alexander Riazantsev from Colorado for a seventh-round pick (Linus Videll) in the 2003 NHL Draft.

June 21, 2003: Acquired forward Sergei Soin from Colorado for defenseman Tomas Slovák.

June 22, 2003: Selected forwards Paul Brown, Konstantin Glazachev and Grigori Shafagin; and defensemen Kevin Klein, Richard Stehlik, Alexander Sulzer, Ryan Suter and Shea Weber in the 2003 NHL Draft.

June 23, 2003: Acquired a fourth-round pick (Nick Fugere) and a fifth-round pick (Kyle Moir) in the 2004 NHL Draft from Anaheim for a fourth-round pick (Nathan Saunders) in the 2003 NHL Draft. Acquired two seventh-round picks (Andre Mukhachev; Miroslav Hanuljak) in the 2003 NHL Draft from Los Angeles for a sixth-round pick (Esa Pirnes) in the 2003 NHL Draft.

Selected forward Lauris Darzins; defenseman Andrei Mukhachev; and goaltenders Miroslav Hanuljak, Teemu Lassila and Rustam Sidikov in the 2003 NHL Draft.

June 26, 2003: Acquired defenseman Curtis Murphy from Minnesota for defenseman Peter Smrek.

June 27, 2003: Acquired a third-round pick (traded to Minnesota; Minnesota selected Clayton Stoner) in the 2004 NHL Draft from Buffalo for defenseman Andy Delmore.

June 30, 2003: Acquired a third-round pick (traded to Ottawa; Ottawa selected Peter Regin) in the 2004 NHL Draft from Colorado for defenseman Karlis Skrastins.

July 14, 2003: Acquired forward Mike Farrell from Washington for defenseman Alexander Riazantsev.

July 17, 2003: Signed free-agent defenseman Ray Schultz.

July 22, 2003: Signed free-agent forward Jim McKenzie.

September 10, 2003: Signed free-agent forward Mathieu Darche and free-agent defenseman Jamie Allison.

October 3, 2003: Claimed defenseman Wade Brookbank from Ottawa and goaltender Chris Mason from Florida in the 2003 NHL Waiver Draft.

October 22, 2003: Claimed forward Jeremy Stevenson on waivers from Minnesota.

November 4, 2003: Signed free-agent forward Tony Hrkac.

November 26, 2003: Signed free-agent defenseman Stan Neckar.

December 2, 2003: Acquired forward Simon Gamache and defenseman Kirill Safronov from Atlanta for forward Ben Simon and defenseman Tomas Kloucek.

December 17, 2003: Traded defenseman Wade Brookbank to Vancouver for future considerations.

December 31, 2003: Claimed forward Jason Morgan on waivers from Calgary.

January 30, 2004: Claimed forward Jeremy Yablonski on waivers from St. Louis.

February 16, 2004: Acquired forward Steve Sullivan from Chicago for a second-round pick (Ryan Garlock) in the 2004 NHL Draft and a second-round pick (Michael Blunden) in the 2005 NHL Draft.

February 19, 2004: Forward Jason Morgan claimed on waivers by Calgary.

February 25, 2004: Acquired an eighth-round pick (Pekka Rinne) in the 2004 NHL Draft from Tampa Bay for defenseman Timo Helbling.

March 5, 2004: Acquired forward Sergei Zholtok and defenseman Brad Bombardir from Minnesota for Buffalo's third-round pick (Clayton Stoner) and a fourth-round pick (Patrick Bordeleau) in the 2004 NHL Draft.

March 9, 2004: Acquired defenseman Shane Hnidy from Ottawa for Colorado's third-round pick (Peter Regin) in the 2004 NHL Draft. Acquired a sixth-round pick (Kevin Schaeffer) in the 2004 NHL Draft from Tampa Bay for defenseman Stan Neckar.

June 26, 2004: Selected forwards Vaclav Meidl and Alexander Radulov in the 2004 NHL Draft.

June 27, 2004: Selected forwards Stanislav Balan, Nick Fugere and Michael Santorelli; defensemen Denis Kuliyash, Janne Niskala, Kevin Schaeffer and Craig Switzer; and goaltenders Kyle Moir and Pekka Rinne in the 2004 NHL Draft.



ALL-TIME TRADES & ACQUISITIONS

July 9, 2004: Signed free-agent defenseman Greg Zanon.

July 22, 2004: Signed free-agent forwards Cam Severson and Jerred Smithson.

July 26, 2004: Signed free-agent defenseman Andreas Lilja.

July 27, 2005: Acquired forward Darcy Hordichuk from Florida for a fourth-round pick (Matt Duffy) in the 2005 NHL Draft.

July 29, 2005: Acquired a third-round pick (Teemu Laakso) in the 2005 NHL Draft from Carolina for defenseman Andrew Hutchinson.

July 30, 2005: Acquired a fourth-round pick (Niko Snellman) in the 2005 NHL Draft from Atlanta for defenseman Shane Hnidy.

Selected forwards Patric Hornqvist, Ryan Maki and Cal O'Reilly; and defensemen Cody Franson, Teemu Laakso, Ryan Parent and Scott Todd in the 2005 NHL Draft.

August 2, 2005: Acquired defenseman Danny Markov from Philadelphia for a third-round pick (traded to Los Angeles; Los Angeles selected Bud Holloway) in the 2006 NHL Draft.

August 4, 2005: Signed free-agent defenseman Sheldon Brookbank.

August 5, 2005: Signed free-agent forward Paul Kariya.

August 6, 2005: Signed free-agent forward Scott Nichol.

August 19, 2005: Signed free-agent forward Greg Classen.

September 9, 2005: Acquired forward Kris Beech from Pittsburgh for a conditional pick (traded to Florida; Florida selected Derrick Lapoint) in the 2006 NHL Draft.

October 3, 2005: Signed free-agent forward Yanic Perreault.

October 4, 2005: Forward Randy Robitaille claimed on waivers by Minnesota.

October 24, 2005: Acquired defenseman Rick Berry from Phoenix for future considerations.

November 29, 2005: Forward Simon Gamache claimed on waivers by St. Louis.

January 28, 2006: Claimed forward Simon Gamache on waivers from St. Louis.

January 29, 2006: Acquired forward Mike Sillinger from St. Louis for forward Timofei Shishkanov.

February 13, 2006: Defenseman Jamie Allison claimed on waivers by Florida.

February 15, 2006: Forward Jeremy Stevenson claimed on waivers by Dallas.

March 9, 2006: Acquired defenseman Brendan Witt from Washington for forward Kris Beech and a first-round pick (Semyon Varlamov) in the 2006 NHL Draft.

May 18, 2006: Signed free-agent defenseman Ville Koistinen.

June 24, 2006: Selected forwards Ryan Flynn, Blake Geoffrion, Viktor Sjodin and Niko Snellman; and goaltender Mark Dejanich in the 2006 NHL Draft.

July 2, 2006: Signed free-agent forward Jason Arnott.

July 17, 2006: Signed free-agent forwards Shane Endicott and Patrick Leahy, free-agent defenseman Nolan Yonkman and free-agent goaltender Karl Goehring.

July 18, 2006: Acquired forward Josef Vasicek from Carolina for forward Scott Walker.

July 19, 2006: Acquired forward Dominic Moore from the NY Rangers for forward Adam Hall. Acquired a third-round pick (Ryan Thang) in the 2007 NHL Draft from Pittsburgh for forwards Dominic Moore and Libor Pivko.

July 21, 2006: Signed free-agent forward Ramzi Abid.

August 21, 2006: Signed free-agent defenseman Alex Henry.

August 29, 2006: Signed free-agent forward J-P Dumont.

October 2, 2006: Signed free-agent forward Kim Staal.

October 6, 2006: Signed free-agent forward Kelsey Wilson.

November 27, 2006: Claimed goaltender Michael Leighton on waivers from Anaheim.

January 11, 2007: Goaltender Michael Leighton claimed on waivers by Philadelphia.

January 17, 2007: Signed free-agent forward Rich Peverley.

January 26, 2007: Acquired forward Chris Durno from Anaheim for forward Shane Endicott.

February 9, 2007: Acquired forward Eric Belanger from Carolina for forward Josef Vasicek.

February 10, 2007: Acquired defenseman Vitaly Vishnevski from Atlanta for forward Eric Belanger.

February 15, 2007: Acquired forward Peter Forsberg from Philadelphia for forward Scottie Upshall, defenseman Ryan Parent and a first-round pick (traded to Nashville; Nashville selected Jonathan Blum) and third-round pick (traded to Washington; Washington selected Phil Desimore) in the 2007 NHL Draft.

February 27, 2007: Acquired a fourth-round pick (Mark Santorelli) in the 2007 NHL Draft from Buffalo for defenseman Mikko Lehtonen.

June 1, 2007: Signed free-agent forwards Antti Pihlstrom and Oliver Setzinger.

June 4, 2007: Acquired forward Matt Ellison from Philadelphia for future considerations.

June 18, 2007: Acquired Nashville's first-round pick (Jonathan Blum) from Philadelphia for the rights to forward Scott Hartnell and defenseman Kimmo Timonen.

June 22, 2007: Acquired a second-round pick (Nick Spaling) in the 2007 NHL Draft and a first-round pick (traded to NY Islanders; NY Islanders selected Josh Bailey) and second-round pick (traded to NY Islanders; NY Islanders selected Aaron Ness) in the 2008 NHL Draft from Florida for goaltender Tomas Vokoun.

Selected defenseman Jonathon Blum in the 2007 NHL Draft.

June 23, 2007: Selected forwards Ben Ryan, Mark Santorelli, Nick Spaling, Ryan Thang and Andreas Thuresson; defenseman Robert Dietrich; and goaltenders Atte Engren and Jeremy Smith in the 2007 NHL Draft.

June 26, 2007: Traded forward Brandon Segal to Anaheim for future considerations.

July 2, 2007: Signed free-agent forwards Radek Bonk and Jed Ortmeyer; free-agent defenseman Greg de Vries; and free-agent goaltender Dov Grumet-Morris.

July 5, 2007: Signed free-agent forward Shane Willis and free-agent goaltender Dan Ellis.

July 26, 2007: Signed free-agent forward Martin Gelin.

September 4, 2007: Signed free-agent forward Josh Langfeld.

February 26, 2008: Acquired forward Brandon Bochenski from Anaheim for future considerations. Acquired forward Jan Hlavac from Tampa Bay for a seventh-round pick (traded to Philadelphia; Philadelphia selected Joacim Eriksson) in the 2008 NHL Draft.

May 6, 2008: Signed free-agent forward Ian McKenzie.



ALL-TIME TRADES & ACQUISITIONS

June 19, 2008: Acquired a fifth-round pick (traded to Tampa Bay; Tampa Bay selected Michael Zador) in the 2009 NHL Draft from Carolina for forward Darcy Hordichuk and a fifth-round pick (traded to Phoenix; Phoenix selected Louis Domingue) in the 2010 NHL Draft.

June 20, 2008: Acquired the NY Rangers' fourth-round pick (traded to NY Rangers; NY Rangers selected Dale Weise) in the 2008 NHL Draft from St. Louis for goaltender Chris Mason. Acquired Toronto's first-round pick (Colin Wilson) in the 2008 NHL Draft from the NY Islanders for Florida's first-round (Josh Bailey) and second-round (Aaron Ness) picks in the 2008 NHL Draft. Acquired Ottawa's first-round pick (Chet Pickard) in the 2008 NHL Draft and third-round pick (Taylor Beck) in the 2009 NHL Draft for a first-round pick (Erik Karlsson) in the 2008 NHL Draft.

Selected forward Colin Wilson and goaltender Chet Pickard in the 2008 NHL Draft.

July 21, 2008: Acquired Toronto's second-round pick (Ramon Josi) in the 2008 NHL Draft from Phoenix for a second-round pick (traded to Florida; Florida selected Colby Robak) and third-round pick (Mathieu Brodeur) in the 2008 NHL Draft. Acquired a seventh-round pick (Anders Lindback) in the 2008 NHL Draft and Toronto's fourth-round pick (Craig Smith) in the 2009 NHL Draft from San Jose for a fourth-round pick (Harri Sateri) in the 2008 NHL Draft. Acquired a seventh-round pick (Jani Lajunen) in the 2008 NHL Draft and a fourth-round pick (Nick Oliver) from the NY Rangers for the NY Rangers' fourth-round pick (Dale Weise via St. Louis) in the 2008 NHL Draft.

Selected forwards Jani Lajunen and Taylor Stenfisher; defensemen Jeffrey Foss and Roman Josi; and goaltender Anders Lindback in the 2008 NHL Draft.

June 24, 2008: Acquired forward Tristan Grant and a seventh-round pick (traded to St. Louis; St. Louis selected Maxwell Tardy) in the 2009 NHL Draft from Philadelphia for defenseman Janne Niskala.

July 1, 2008: Acquired forward Ryan Jones and a second-round pick (Charles-Olivier Rousseau) in the 2009 NHL Draft from Minnesota for defenseman Marek Zidlicky. Signed free-agent goaltender Drew MacIntyre.

July 9, 2008: Signed free-agent forward Josh Gratton.

July 14, 2008: Signed free-agent forward Joel Ward.

September 29, 2008: Acquired center Nick Tarnasky from Tampa Bay for a sixth-round pick (Jaroslav Janus) in the 2009 NHL Draft.

October 30, 2008: Acquired forward Hugh Jessiman from the NY Rangers for future considerations. Acquired defenseman Tim Ramholt from Philadelphia for forward Josh Gratton.

November 27, 2008: Acquired forward Wade Belak from Florida for forward Nick Tarnasky.

January 10, 2009: Forward Rich Peverley claimed on waivers by Atlanta.

June 26, 2009: Selected defenseman Ryan Ellis in the 2009 NHL Draft.

June 27, 2009: Traded Carolina's fifth-round pick (Michael Zador) in the 2009 NHL Draft to Tampa Bay for a fifth-round pick (Patrick Cehlin) in the 2010 NHL Draft. Traded Philadelphia's seventh-round pick (Maxwell Tardy) in the 2009 NHL Draft to St. Louis for a seventh-round pick (David Elsnar) in the 2010 NHL Draft.

Selected forwards Taylor Beck, Gabriel Bourque, Zach Budish, Michael Latta, Nick Olivier, Cameron Reed and Craig Smith; and defensemen Mattias Ekholm and Charles-Olivier Rousseau in the 2009 NHL Draft.

July 14, 2009: Signed free-agent forward Ben Guite.

July 16, 2009: Signed free-agent forward Peter Olvecky.

July 20, 2009: Signed free-agent forward Ben Eaves.

August 21, 2009: Signed free-agent forward Marcel Goc.

September 30, 2009: Signed free-agent defenseman Francis Bouillon.

October 7, 2009: Signed free-agent forward Dave Scatchard.

March 1, 2010: Acquired defenseman Denis Grebeshkov from Edmonton for a second-round pick (Curtis Hamilton) in the 2010 NHL Draft.

March 3, 2010: Forward Ryan Jones claimed on waivers by Edmonton. Acquired forward Dustin Boyd from Calgary for a fourth-round pick (Bill Arnold) in the 2010 NHL Draft.

April 20, 2010: Signed free-agent forward Linus Klasen.

June 19, 2010: Acquired defenseman Ryan Parent from Philadelphia for defenseman Dan Hamhuis. Acquired forward Matt Halischuk and a second-round pick (Magnus Hellberg) in the 2011 NHL Draft for forward Jason Arnett.

June 25, 2010: Selected forward Austin Watson in the 2010 NHL Draft.

June 26, 2010: Selected forwards Patrick Cehlin, David Elsnar and Jonas Rask; and defensemen Taylor Aronson and Anthony Bitetto in the 2010 NHL Draft.

June 29, 2010: Acquired forward Sergei Kostitsyn from Montreal for forward Dustin Boyd and goaltender Dan Ellis.

July 2, 2010: Signed free-agent forward Matthew Lombardi.

July 9, 2010: Signed free-agent defenseman Brett Palin.

July 16, 2010: Signed free-agent forward Jamie Lundmark.

August 5, 2010: Acquired a fourth-round pick (Josh Shalla) in the 2011 NHL Draft from Florida for forward Michael Santorelli.

August 31, 2010: Signed free-agent defenseman Aaron Johnson.

September 1, 2010: Acquired defenseman Grant Lewis from Atlanta for forward Ian McKenzie.

October 5, 2010: Acquired defenseman Shane O'Brien and forward Dan Gendur from Vancouver for forward Jonas Andersson and defenseman Ryan Parent.

October 20, 2010: Signed free-agent forward Steve Begin.

December 27, 2010: Signed free-agent forward Chris Mueller.

December 29, 2010: Claimed forward Marek Svatos on waivers from St. Louis.

February 10, 2011: Acquired forward Mike Fisher from Ottawa for a first-round pick (Stefan Noesen) and a third-round pick (Jarrod Maidens) in the 2012 NHL Draft.

February 24, 2011: Forward Marek Svatos claimed on waivers by Ottawa.

February 25, 2011: Acquired a conditional seventh-round pick in the 2012 NHL Draft from Florida for defenseman Alexander Sulzer.

May 24, 2011: Signed free-agent defenseman Victor Bartley.

June 2, 2011: Acquired a conditional seventh-round pick in the 2013 NHL Draft from Washington for forward Taylor Steffish.

June 16, 2011: Signed free-agent forward Juuso Puustinen.

June 25, 2011: Acquired Toronto's third-round pick (Jimmy Vesey) in the 2012 NHL Draft and a sixth-round pick (Chase Baisly) in the 2011 NHL Draft from Los Angeles for a third-round pick (Nick Shore) in the 2011 NHL Draft. Acquired a sixth-round pick (Marek Mazanec) in the 2012 NHL Draft from the NY Rangers for a sixth-round pick (Peter Ceresnak) in the 2011 NHL Draft.

Selected forwards Brent Andrews, Chase Baisly, Miikka Salomaki and Josh Shalla; defenseman Simon Karlsson and Garrett Noonan; and goaltender Magnus Hellberg in the 2011 NHL Draft.

June 30, 2011: Bought out the contract of forward J-P Dumont.

July 2, 2011: Acquired forward Brodie Dupont from the NY Rangers for forward Andreas Thuresson.



ALL-TIME TRADES & ACQUISITIONS

July 3, 2011: Acquired defenseman Brett Lebda, forward Robert Slaney and a fourth-round pick (traded to St. Louis; St. Louis selected Zachary Pochiro) in the 2013 NHL Draft from Toronto for defenseman Cody Franson and forward Matthew Lombardi. Signed free-agent forward Niclas Bergfors.

July 5, 2011: Signed free-agent forwards Zack Stortini and Kyle Wilson.

July 29, 2011: Signed free-agent defenseman Tyler Sloan.

August 8, 2011: Signed free-agent defenseman Jack Hillen.

August 10, 2011: Bought out the contract of defenseman Brett Lebda.

September 30, 2011: Signed free-agent defenseman Scott Valentine.

October 11, 2011: Claimed forward Brian McGrattan on waivers from Anaheim.

October 28, 2011: Acquired a fourth-round pick (Mikko Vainonen) from Phoenix for forward Cal O'Reilly.

November 25, 2011: Mutually terminated the contract of forward Niclas Bergfors.

January 19, 2012: Claimed forward Brandon Yip on waivers from Colorado.

February 17, 2012: Acquired defenseman Hal Gill and a conditional fifth-round pick (traded to Los Angeles via Montreal; Los Angeles selected Patrik Bartosak) from Montreal for a second-round pick (Dalton Thrower) in the 2012 NHL Draft and forwards Blake Geoffrion and Robert Slaney.

February 24, 2012: Acquired Dallas' sixth-round pick (Simon Fernholm) in the 2012 NHL Draft from Florida for forward Jerred Smithson.

February 27, 2012: Acquired forward Andrei Kostitsyn from Montreal for a second-round pick (Jacob de la Rose) in the 2013 NHL Draft and a conditional fifth-round pick previously acquired from Montreal (traded to Los Angeles; Los Angeles selected Patrik Bartosak) in the 2013 NHL Draft. Acquired forward Paul Gaustad and a fourth-round pick (Juuse Saros) in the 2013 NHL Draft from Buffalo for a first-round pick (traded to Calgary; Calgary selected Mark Jankowski) in the 2012 NHL Draft.

March 10, 2012: Signed free-agent forward Jack MacLellan.

May 30, 2012: Signed free-agent defenseman Joonas Jarvinen.

June 1, 2012: Signed free-agent forward Daniel Bang.

June 15, 2012: Acquired Minnesota's (Pontus Aberg) and Philadelphia's (Colton Sissons) second-round picks in the 2012 NHL Draft, Tampa Bay's third-round pick (Jonathan-Ismael Diaby) in the 2013 NHL Draft and goaltender Sebastian Caron from Tampa Bay for goaltender Anders Lindback, forward Kyle Wilson and Nashville's seventh-round pick (Nikita Gusev) in the 2012 NHL Draft.

June 23, 2012: Acquired the NY Rangers' third-round pick (Brendan Leipsic) in the 2012 NHL Draft for a third-round pick (Adam Tambellini) in the 2013 NHL Draft. Acquired the NY Rangers' fifth-round pick (Teemu Kivihalmi) in the 2013 NHL Draft for a fifth-round pick (Thomas Spelling) in the 2012 NHL Draft.

Selected forwards Pontus Aberg, Max Gortz, Brendan Leipsic, Colton Sissons, Zach Stepan and Jimmy Vesey; defensemen Mikko Vainonen and Simon Fernholm; and goaltender Marek Mazanec in the 2012 NHL Draft.

July 1, 2012: Signed free-agent forward Kevin Henderson and free-agent goaltender Chris Mason.

July 3, 2012: Signed free-agent defenseman Mike Moore.

August 17, 2012: Signed free-agent defenseman Scott Hannan.

January 15, 2013: Claimed forward Rich Clune on waivers from Los Angeles.

February 19, 2013: Acquired defenseman Scott Ford from St. Louis for forward Jani Lajunen.

February 28, 2013: Acquired defenseman Joe Piskula from Calgary for forward Brian McGrattan.

March 4, 2013: Claimed forward Bobby Butler on waivers from New Jersey.

March 5, 2013: Claimed forward Zach Boychuk on waivers from Pittsburgh.

March 21, 2013: Forward Zach Boychuk claimed on waivers by Carolina.

April 3, 2013: Acquired a fifth-round pick (Tommy Veilleux) in the 2013 NHL Draft from San Jose for defenseman Scott Hannan. Acquired forward Filip Forsberg from Washington for forwards Martin Erat and Michael Latta.

May 20, 2013: Signed free-agent forward Mark Van Guilder.

June 14, 2013: Acquired defenseman TJ Brennan from Florida for forward Bobby Butler.

June 30, 2013: Acquired a seventh-round pick (Janne Juvonen) in the 2013 NHL Draft and a fourth-round pick (Viktor Arvidsson) in the 2014 NHL Draft from St. Louis for Toronto's fourth-round pick (Zachary Pochiro) in the 2013 NHL Draft.

Selected forwards Felix Girard, Saku Maenalanen, Emil Pettersson, Tommy Veilleux and Wade Murphy; defensemen Seth Jones, Jonathan-Ismael Diaby and Teemu Kivihalmi; and goaltenders Juuse Saros and Janne Juvonen in the 2013 NHL Draft.

July 4, 2013: Mutually terminated the contract of forward Sergei Kostitsyn. Bought out the contract of defenseman Hal Gill.

July 5, 2013: Signed free-agent forwards Matt Cullen, Matt Hendricks, Eric Nystrom and Viktor Stalberg and free-agent goaltender Carter Hutton.

July 29, 2013: Signed free-agent defenseman Bryan Rodney.

September 30, 2013: Signed free-agent forward Simon Moser.

January 14, 2014: Acquired goaltender Devan Dubnyk from Edmonton for forward Matt Hendricks.

January 22, 2014: Acquired defenseman Michael Del Zotto from the NY Rangers for defenseman Kevin Klein.

March 5, 2014: Traded goaltender Devan Dubnyk to Montreal for future considerations. Acquired forwards Patrick Eaves and Calle Janmrok and a second-round pick (traded to San Jose; San Jose selected Julius Bergman) in the 2014 NHL Draft from Detroit for forward David Legwand.

April 19, 2014: Acquired forward Jaynen Rissling from Washington for Nashville's seventh-round pick (traded to Winnipeg; Winnipeg selected Matt Ustaski) in the 2014 NHL Draft.

June 2, 2014: Signed free-agent defenseman Johan Alm.

June 27, 2014: Acquired forward James Neal from Pittsburgh for forwards Patric Hornqvist and Nick Spaling.

Selected forward Kevin Fiala in the 2014 NHL Draft.

June 28, 2014: Acquired San Jose's second-round pick (Jack Dougherty) in the 2014 NHL Draft and fourth-round pick (Anthony Richard) in the 2015 NHL Draft for Detroit's second-round pick (Julius Bergman) in the 2014 NHL Draft. Acquired Florida's third-round pick (Justin Kirkland) in the 2014 NHL Draft from San Jose for Nashville's third-round pick (Alex Schoenborn) and fourth-round pick (Alexis Vanier) in the 2014 NHL Draft.

Selected forwards Vladislav Kamenev, Justin Kirkland and Viktor Arvidsson; and defensemen Jack Dougherty, Joonas Lyytinen and Aaron Irving in the 2014 NHL Draft.

July 2, 2014: Signed free-agent forward Olli Jokinen.

July 7, 2014: Signed free-agent defenseman Anton Volchenkov.



ALL-TIME TRADES & ACQUISITIONS

July 15, 2014: Signed free-agent forwards Mike Ribeiro and Derek Roy.

December 29, 2014: Acquired forward Mark Arcobello from Edmonton for forward Derek Roy.

January 14, 2015: Forward Mark Arcobello claimed on waivers by Pittsburgh.

February 15, 2015: Acquired defenseman Cody Franson and forward Mike Santorelli from Toronto for Nashville's first-round pick (traded to Philadelphia; Philadelphia selected Travis Konecny) in the 2015 NHL Draft and forwards Olli Jokinen and Brendan Leipsic.

April 9, 2015: Signed free-agent forward Steve Moses.

April 24, 2015: Signed free-agent defenseman Kristian Nakyva.

June 27, 2015: Selected forwards Yakov Trenin, Thomas Novak, Anthony Richard and Tyler Moy; defenseman Alexandre Carrier; and goaltenders Karel Vejmelka and Evan Smith in the 2015 NHL Draft.

June 29, 2015: Bought out the contract of forward Rich Clune.

June 30, 2015: Bought out the contract of forward Viktor Stalberg.

July 1, 2015: Signed free-agent defenseman Barret Jackman and forward Cody Hodgson. Acquired forward Max Reinhart from Calgary for a conditional fourth-round pick in the 2016 NHL Draft. Acquired a sixth-round pick (Pavel Koltygin) in the 2017 NHL Draft from the NY Rangers for goaltender Magnus Hellberg.

July 2, 2015: Signed free-agent defenseman Conor Allen.

July 4, 2015: Signed free-agent forward Cody Bass.

July 12, 2015: Acquired forward Jamie Devane from Toronto for forward Taylor Beck.

September 17, 2015: Signed free-agent defenseman Trevor Murphy.

October 9, 2015: Terminated the contract of defenseman Mikko Vainonen.

November 22, 2015: Claimed defenseman Petter Granberg on waivers from Toronto.

December 4, 2015: Terminated the contract of forward Steve Moses.

January 5, 2016: Signed free-agent forward Frederick Gaudreau.

January 6, 2016: Acquired forward Ryan Johansen from Columbus for defenseman Seth Jones.

January 14, 2016: Acquired defenseman Patrick Mullen from Ottawa for defenseman Conor Allen.

January 15, 2016: Acquired defenseman Stefan Elliott from Arizona for defenseman Victor Bartley.

February 29, 2016: Acquired defenseman Corey Potter from Arizona for future considerations.

April 21, 2016: Signed free-agent forward Adam Payerl.

June 1, 2016: Signed free-agent goaltender Jonas Gunnarsson.

June 20, 2016: Acquired Minnesota's third-round pick (Frederic Allard) in the 2016 NHL Draft from Buffalo for forward Jimmy Vesey.

June 24, 2016: Selected defenseman Dante Fabbro in the 2016 NHL Draft.

June 25, 2016: Selected forwards Rem Pitlick and Patrick Harper; defensemen Samuel Girard, Frederic Allard, Hardy Haman Aktell and Adam Smith; and goaltender Konstantin Volkov in the 2016 NHL Draft.

June 29, 2016: Acquired defenseman P.K. Subban from Montreal for defenseman Shea Weber.

June 30, 2016: Bought out the contract of forward Eric Nystrom.

July 1, 2016: Signed free-agent defensemen Yannick Weber and Matt Irwin and forward Harry Zolnierczyk and Trevor Smith. Bought out the contract of defenseman Barret Jackman.

July 5, 2016: Signed free-agent forward Mike Liambas.

November 30, 2016: Signed free-agent defenseman Adam Parry.

December 3, 2016: Claimed forward Reid Boucher on waivers from New Jersey.

January 1, 2017: Forward Reid Boucher claimed on waivers by New Jersey.

January 11, 2017: Claimed forward Derek Grant on waivers from Buffalo.

January 17, 2017: Claimed defenseman Brad Hunt on waivers from St. Louis.

January 19, 2017: Acquired defenseman Andrew O'Brien from Anaheim for forward Max Gortz.

January 23, 2017: Acquired forward Cody McLeod from Colorado for forward Felix Girard.

February 4, 2017: Acquired forward Vernon Fiddler from New Jersey for a fourth-round pick (traded to NY Rangers via San Jose; NY Rangers selected Brandon Cawley) in the 2017 NHL Draft.

February 6, 2017: Forward Derek Grant claimed on waivers by Buffalo.

March 1, 2017: Acquired forward PA Parenteau from New Jersey for a sixth-round pick (traded to San Jose; San Jose selected Alexander Chmelevski) in the 2017 NHL Draft.

May 15, 2017: Signed free-agent forward Victor Ejdsell.

June 21, 2017: Forward James Neal claimed by Vegas in the 2017 NHL Expansion Draft.

June 23, 2017: Selected forward Eeli Tolvanen in the 2017 NHL Draft.

June 24, 2017: Selected forwards Grant Mismash and Pavel Koltygin; defensemen David Farrance and Jacob Paquette; and goaltender Tomas Vornacka in the 2017 NHL Draft.

July 1, 2017: Signed free-agent forwards Nick Bonino, Scott Hartnell and P.C. Labrie and free-agent goaltenders Matt O'Connor and Anders Lindback. Acquired a fourth-round pick (Marc Del Gaizo) in the 2019 NHL Draft from Colorado for forward Colin Wilson. Acquired defenseman Alexei Emelin from Vegas for a third-round pick (Layton Ahac) in the 2019 NHL Draft.

July 26, 2017: Terminated the contract of goaltender Marek Mazanec.

August 3, 2017: Forward Mike Fisher announced his retirement.

October 4, 2017: Signed free-agent forward Harry Zolnierczyk.

November 5, 2017: Acquired forward Kyle Turris from Colorado (via Ottawa) for defenseman Samuel Girard, forward Vladislav Kamenov and Nashville's second-round pick (traded to Pittsburgh; Pittsburgh selected Filip Halander) in the 2018 NHL Draft.

January 25, 2018: Forward Cody McLeod claimed on waivers by the NY Rangers.

February 3, 2018: Acquired forward Mark McNeill from Dallas for defenseman Andrew O'Brien.

February 25, 2018: Acquired forward Mark Letestu from Edmonton for forward Pontus Aberg. Acquired a fourth-round pick (Jachym Kondelik) in the 2018 NHL Draft from Columbus for forward Mark Letestu. Acquired forward Brandon Bollig and goaltender Troy Grosenick from San Jose for a sixth-round pick (John Leonard) in the 2018 NHL Draft.



ALL-TIME TRADES & ACQUISITIONS

February 26, 2018: Signed free-agent forward Mike Fisher. Acquired forward Ryan Hartman and a fifth-round pick (Spencer Stastney) in the 2018 NHL Draft from Chicago for a first-round pick (Nicolas Beaudin) and a fourth-round pick (Philipp Kurashev) in the 2018 NHL Draft and forward Victor Ejdesell. Acquired forward Tyler Gaudet and defenseman John Ramage from Arizona for forward P.C. Labrie and defenseman Trevor Murphy.

April 2, 2018: Signed free-agent forward Tanner Jeannot.

April 3, 2018: Signed free-agent goaltender Niclas Westerholm.

April 26, 2018: Signed free-agent goaltender Miroslav Svoboda.

May 7, 2018: Signed free-agent forward Filip Pyrochta.

May 9, 2018: Signed free-agent forward Carl Persson.

May 12, 2018: Forward Mike Fisher announced his retirement.

June 23, 2018: Acquired a third-round pick (traded to Minnesota; Minnesota selected Adam Beckman) in the 2019 NHL Draft from Florida for Nashville's third-round pick (Logan Hutsko) in the 2018 NHL Draft.

Selected forward Jachym Kondelik; defensemen Specer Stastney and Vladislav Yeryomenko; and goaltender Milan Kloucek in the 2018 NHL Draft.

July 1, 2018: Signed free-agent forwards Rocco Grimaldi and Connor Brickley and free-agent defenseman Jarred Tinordi.

July 2, 2018: Signed free-agent forward Zac Rinaldo.

July 3, 2018: Signed free-agent forwards Colin Blackwell and Zach Magwood.

July 25, 2018: Signed free-agent defenseman Dan Hamhuis.

October 1, 2018: Acquired forward Nicholas Baptiste from Buffalo for defenseman Jack Dougherty.

November 2, 2018: Terminated the contract of forward Tyler Moy.

November 5, 2018: Signed free-agent defenseman Matt Donovan.

December 28, 2018: Terminated the contract of defenseman Joonas Lyytinen.

January 1, 2019: Claimed forward Phillip Di Giuseppe on waivers from Carolina.

January 11, 2019: Terminated the contract of goaltender Miroslav Svoboda.

January 14, 2019: Acquired forward Cole Schneider from the NY Rangers for forward Connor Brickley.

January 25, 2019: Defenseman Anthony Bitetto claimed on waivers by Minnesota.

February 6, 2019: Acquired forward Brian Boyle from New Jersey for a second-round pick (traded to San Jose; San Jose selected Dillon Hamalik) in the 2019 NHL Draft. Acquired forward Cody McLeod from the NY Rangers for a seventh-round pick (Hugo Ollas) in the 2020 NHL Draft.

February 8, 2019: Acquired forwards Laurent Dauphin and Adam Helewa from Arizona for forward Emil Pettersson.

February 18, 2019: Signed free-agent goaltender Thomas McCollum.

February 24, 2019: Traded forward Nicholas Baptiste to Toronto for future considerations.

February 25, 2019: Acquired forward Mikael Granlund from Minnesota for forward Kevin Fiala. Acquired forward Wayne Simmonds from Philadelphia for forward Ryan Hartman and a fourth-round pick (traded to Anaheim; Anaheim selected Thimo Nickl) in the 2020 NHL Draft.

April 5, 2019: Signed free-agent forward Lukas Craggs and defenseman Brandon Fortunato.

April 19, 2019: Signed free-agent forward Josh Wilkins.

May 1, 2019: Signed free-agent forward Mathieu Olivier.

May 24, 2019: Terminated the contract of defenseman Filip Pyrochta.

June 14, 2019: Acquired goaltender Connor Ingram from Tampa Bay for a seventh-round pick (Robert Flinton) in the 2021 NHL Draft.

June 21, 2019: Selected forward Philip Tomasino in the 2019 NHL Draft.

June 22, 2019: Acquired defensemen Steven Santini and Jeremy Davies, a second-round pick (traded to Philadelphia; Philadelphia selected Bobby Brink) in the 2019 NHL Draft and a second-round pick (traded to Minnesota; Minnesota selected Marat Khushnutdinov) in the 2020 NHL Draft for defenseman P.K. Subban. Traded forward Adam Helewa to New Jersey for future considerations.

Selected forwards Egor Afanasyev, Alexander Campbell, Isak Walther and Juuso Parssinen; defensemen Marc Del Gaizo and Semyon Chistyakov; and goaltender Ethan Haider in the 2019 NHL Draft.

July 1, 2019: Signed free-agent forwards Matt Duchene and Daniel Carr.

January 7, 2020: Acquired forward Michael McCarron from Montreal for forward Laurent Dauphin.

February 22, 2020: Acquired defenseman Ben Harpur from Toronto for forward Miikka Salomaki.

February 24, 2020: Acquired defenseman Korbinian Holzer from Anaheim for defenseman Matt Irwin and a sixth-round pick (Vyacheslav Buteyets) in the 2022 NHL Draft.

March 19, 2020: Signed free-agent forward Cole Smith.

July 15, 2020: Signed free-agent forward Sean Malone.

August 13, 2020: Defenseman Dan Hamhuis announced his retirement.

September 29, 2020: Signed free-agent goaltender Devin Cooley.

October 6, 2020: Selected goaltender Yaroslav Askarov in the 2020 NHL Draft.

October 7, 2020: Acquired forward Luke Kunin and a fourth-round pick (Adam Wilsby) in the 2020 NHL Draft from Minnesota for forward Nick Bonino, a second-round pick (Marat Khushnutdinov) and a third-round pick (traded to Detroit; Detroit selected Emil Viro) in the 2020 NHL Draft. Bought out the contracts of forward Kyle Turris and defenseman Steven Santini.

Selected forwards Luke Evangelista, Gunnarwolfe Fontaine and Chase McLane; defensemen Luke Propkop, Luke Reid and Adam Wilsby in the 2020 NHL Draft.

October 9, 2020: Signed free-agent defensemen Matt Benning and Mark Borowiecki.

October 10, 2020: Signed free-agent forward Nick Cousins. Acquired a fourth-round pick (Jack Matier) in the 2021 NHL Draft from Ottawa for forward Austin Watson.

October 12, 2020: Signed free-agent forward Brad Richardson.

October 13, 2020: Signed free-agent defenseman Tyler Lewington and free-agent goaltender Kasimir Kaskisuo.

December 21, 2020: Acquired forward Michael Carcone from Ottawa for forward Zach Magwood.

December 23, 2020: Signed free-agent forward Erik Haula.

January 12, 2021: Claimed defenseman Luca Sbisa on waivers from Winnipeg.

February 27, 2021: Defenseman Jarred Tinordi claimed on waivers by Boston.

April 12, 2021: Acquired defenseman Erik Gudbranson from Ottawa for defenseman Brandon Fortunato and a seventh-round pick in the 2023 NHL Draft. Signed free-agent defenseman Josh Healey.



ALL-TIME TRADES & ACQUISITIONS

July 1, 2021: Acquired Los Angeles' second-round pick (traded to Carolina; Carolina selected Scott Morrow) in the 2021 NHL Draft and a third-round pick (Kasper Kulonummi) in the 2022 NHL Draft from Los Angeles for forward Viktor Arvidsson.

July 13, 2021: Goaltender Pekka Rinne announced his retirement.

July 17, 2021: Acquired forward Nolan Patrick and defenseman Philippe Myers from Philadelphia for defenseman Ryan Ellis. Acquired forward Cody Glass from Vegas for forward Nolan Patrick.

July 21, 2021: Forward Calle Jarnkrok selected by Seattle in the 2021 NHL Expansion Draft.

July 23, 2021: Selected forwards Fedor Svechikov and Zachary L'Heureux in the 2021 NHL Draft.

July 24, 2021: Selected forward Simon Knak and defensemen Anton Olsson, Ryan Ufko and Jack Matier in the 2021 NHL Draft.

July 28, 2021: Signed free-agent forward Matt Luff; free-agent defenseman Matt Tennyson; and free-agent goaltender David Rittich.

Nov. 25, 2021: Terminated the contract of forward Patrick Harper.

Nov. 30, 2021: Acquired forward Kole Sherwood from Ottawa for future considerations.

Feb. 1, 2022: Acquired forward Jimmy Huntington from Tampa Bay for forward Anthony Richard.

March 9, 2022: Signed free-agent forward Navrin Mutter.

March 20, 2022: Acquired defenseman Jeremy Lauzon from Seattle for a second-round pick (Jani Nyman) in the 2022 NHL Draft.

March 21, 2022: Acquired forward Brayden Burke from Los Angeles for defenseman Frederic Allard. Acquired defenseman Alex Biega from Toronto for future considerations.

June 9, 2022: Signed free-agent forward Markus Nurmi.

June 30, 2022: Acquired Toronto's fourth-round pick (traded to Toronto; Toronto selected Dennis Hildeby) in the 2022 NHL Draft from Columbus for forward Mathieu Olivier.

July 3, 2022: Acquired defenseman Ryan McDonagh from Tampa Bay for forward Grant Mismash and defenseman Philippe Myers. Terminated the contract of defenseman Matt Tennyson.

July 7, 2022: Selected forward Joakim Kemell in the 2022 NHL Draft.

July 8, 2022: Selected forwards Adam Ingram, Cole O'Hara and Ben Strinden and defensemen Kasper Kulonummi and Graham Sward in the 2022 NHL Draft. Acquired forward John Leonard and a third-round pick in the 2023 NHL Draft from San Jose for forward Luke Kunin. Acquired Toronto's fourth-round pick in the 2023 NHL Draft from Toronto for Nashville's fourth-round pick (Dennis Hildeby) in the 2022 NHL Draft.

July 14, 2022: Signed free-agent forwards Mark Jankowski and Kiefer Sherwood; defensemen Jordan Gross, Roland McKeown and Kevin Gravel; and goaltender Kevin Lankinen.

July 15, 2022: Signed free-agent forward Zach Sanford.

July 21, 2022: Signed free-agent forward Nino Niederreiter.



TEAM RECORDS – SEASON

STREAMS

LONGEST UNBEATEN STREAK

10	- 10-0-0, 2/19/18-3/8/18
8	- 8-0-0, 10/5/05-10/25/05
	- 5-0-3-0, 12/18/99-1/1/00
7	- 7-0-0, 12/4/21-12/17/21
	- 7-0-0, 11/12/09-11/25/09
	- 5-0-2-0, 1/8/04-1/19/04
	- 4-0-3-0, 12/6/01-12/23/01

AT HOME:

11	- 9-0-2-0, 12/20/03-1/31/04
	- 8-0-3-0, 11/3/01-12/23/01
8	- 8-0-0, 1/6/07-2/8/07
	- 7-0-1-0, 2/13/03-3/6/03

ON ROAD:

8	- 8-0-0, 10/4/18-11/10/18
	- 8-0-0, 2/27/18-3/19/18
7	- 7-0-0, 10/16/06-11/4/06
6	- 6-0-0, 2/2/16-3/8/16

LONGEST WINNING STREAK

10	- 2/19/18-3/8/18
8	- 10/5/05-10/25/05
7	- 12/4/21-12/17/21
	- 11/12/09-11/29/09

AT HOME:

9	- 12/16/14-2/3/15
8	- 1/6/07-2/8/07
7	- 11/11/14-12/4/14
	- 10/19/09-11/23/09
	- 2/13/03-3/1/03

ON ROAD:

8	- 10/4/18-11/10/18
	- 2/27/18-3/19/18
7	- 10/16/06-11/4/06
6	- 2/13/16-3/8/16

LONGEST POINT STREAK

15	- 14-0-1, 2/19/18-3/19/18
14	- 9-0-5, 2/12/16-3/19/16
10	- 8-0-2, 11/27/10-12/17/10
	- 9-0-1, 10/4/06-11/4/06
	- 8-0-2, 3/2/06-3/21/06
	- 7-0-3, 2/19/01-3/10/07

AT HOME:

13	- 9-0-3-1, 12/13/03-1/31/04
12	- 9-0-3, 10/14/06-12/16/06
11	- 8-0-3-0, 11/3/01-12/23/01

ON ROAD:

15	- 12-0-3, 1/4/18-3/19/18
13	- 10-0-3, 1/4/16-3/19/16
8	- 8-0-0, 10/4/18-11/10/18
	- 6-0-2, 11/24/12-12/27/17

LONGEST WINLESS STREAK

15	- 0-10-3-2, 3/10/03-4/6/03
8	- 0-7-1, 4/4/13-4/19/13*
	- 0-7-1-0, 3/17/02-3/22/02
7	- four times, last: 0-3-3-1, 3/6/04-3/19/04

AT HOME:

9	- 0-8-1, 1/21/99-3/2/99
7	- 0-4-12-1, 3/6/03-4/1/03
	- 0-3-4-0, 10/17/00-11/16/00

ON ROAD:

10	- 0-8-2, 11/12/18-12/22/18
	- 0-7-3, 3/14/13-4/27/13*
	- 0-4-12-1, 3/12/03-4/6/03
	- 0-3-2-4, 10/11/02-11/7/02

LONGEST LOSING STREAK

8	- 4/4/13-4/19/13*
7	- 11/20/99-12/2/99
6	- eight times, last: 3/29/15-4/11/15

AT HOME:

6	- six times, last: 12/15/16-1/3/17
5	- 0-4-1, 10/31/19-11/21/19*
	- 0-4-1, 2/26/15-3/17/15
	- 0-5-0, 10/13/01-10/30/01

ON ROAD:

10	- 11/12/18-12/22/18
	- 3/14/13-4/27/13*
7	- 12/18/08-11/1/09
	- 1/26/06-3/5/06
6	- 2/19/13-3/4/13*

MOST CONSECUTIVE TIES

2 - five times, last: 3/11/04-3/13/04

LONGEST SHUTOUT STREAK

233.39	- 3/22/08-3/30/08
181.07	- 3/3/20-3/10/20*
166.54	- 12/13/17-12/19/17

AT HOME:

165.42	- 3/2/06-3/18/06
163.24	- 2/20/03-3/1/03
157.42	- 12/4/10-12/15/10

ON ROAD:

165.38	- 3/15/08-3/30/08
160.57	- 4/5/06-4/11/06*
131.06	- 3/18/01-3/11/01

MOST CONSECUTIVE GAMES WITHOUT BEING SHUTOUT

70	- 10/25/07-3/30/08
57	- 2/26/04-1/1/06
43	- 1/4/18-4/7/18

AT HOME:

148	- 1/13/04-11/17/08
58	- 2/27/11-2/10/13
56	- 2/7/17-4/7/18

ON ROAD:

51	- 1/4/18-2/25/19
44	- 11/7/09-11/20/10
40	- 3/21/21-11/13/21

LONGEST SCORELESS STREAK

227.39	- 11/17/15-11/25/15
176.18	- 2/19/13-2/12/13*
174.48	- 11/6/13-11/12/13

AT HOME:

191.44	- 3/25/10-4/1/10
166.28	- 4/4/13-4/12/13*
165.45	- 11/18/00-11/28/00

ON ROAD:

217.55	- 3/27/03-4/6/03
199.13	- 11/5/15-11/23/15
174.48	- 11/6/13-11/12/13

POINTS

MOST POINTS

117	- 2017-18 (53-18-11)
110	- 2006-07 (49-25-8)
106	- 2005-06 (49-25-8)

AT HOME:

65	- 2005-06 (32-8-1)
61	- 2006-07 (28-8-5)
60	- 2014-15 (28-9-4)

ON ROAD:

57	- 2017-18 (25-9-7)
49	- 2009-10 (23-15-3)
	- 2006-07 (23-15-3)
47	- 2011-12 (22-16-3)

FEWEST POINTS

41	- 2012-13 (16-23-9)*
63	- 1998-99 (28-47-7)
64	- 2020-21 (31-23-2)*
69	- 2001-02 (28-41-13-0)
70	- 1999-00 (28-40-7-0)

AT HOME:

26	- 2012-13 (11-9-4)*
34	- 1998-99 (15-22-4)
35	- 1999-00 (15-21-3-2)
36	- 2020-21 (18-10-0)*
39	- 2000-01 (16-18-7-0)

ON ROAD:

15	- 2012-13 (5-14-5)*
27	- 2001-02 (11-25-5)*
28	- 2020-21 (13-13-2)*
29	- 1998-99 (12-25-3)
32	- 2002-03 (9-18-8-4)

WINS

MOST WINS

53	- 2017-18
51	- 2006-07
49	- 2005-06

AT HOME:

32	- 2005-06
28	- 2017-18
	- 2014-15
	- 2006-07
	- 2011-12

ON ROAD:

26	- 2017-18
25	- 2009-10
23	- 2006-07
	- 2011-12

FEWEST WINS

16	- 2012-13*
27	- 2002-03
28	- three times, last: 2001-02

AT HOME:

11	- 2012-13*
15	- 1999-00
	- 1998-99
	- 2000-01

ON ROAD:

5	- 2012-13*
9	- 2002-03
11	- 2001-02
12	- 2020-21*
13	- 1999-00
	- 1998-99

FEWEST GAMES TO 10 WINS

13	- 11/7/18
15	- 11/7/14
	- 11/11/06
	- 11/10/05
	- 11/14/15

FEWEST GAMES TO 20 WINS

30	- 12/16/14
	- 12/17/05
31	- 12/11/18
	- 12/14/17
	- 12/14/06
	- 1/1/22

FEWEST GAMES TO 30 WINS

43	- 1/16/15
44	- 1/12/07
48	- 1/23/06

FEWEST GAMES TO 40 WINS

60	- 2/12/15
61	- 2/19/07
63	- 3/1/18

FEWEST GAMES TO 50 WINS

77	- 3/29/18
81	- 4/5/07

REGULATION LOSSES

MOST REGULATION LOSSES

47	- 1998-99
41	- 2001-02
40	- 1999-00

AT HOME:

22	- 1998-99
21	- 1999-00
18	- 2000-01

ON ROAD:

25	- 2001-02
	- 1998-99
19	- 2003-04
	- 1999-00

FEWEST REGULATION LOSSES

18	- 2017-18
23	- 2020-21*
	- 2006-07
25	- 2014-15
	- 2005-06

AT HOME:

8	- 2006-07
	- 2005-06
9	- 2017-18
	- 2016-17
	- 2014-15
	- 2012-13*
	- 2010-11

ON ROAD:

9	- 2017-18
13	- 2020-21*
	- 2012-13*
15	- 2018-19
	- 2013-14
	- 2009-10
	- 2006-07

FEWEST TIES

13	- 2002-03
	- 2001-02

AT HOME:

8	- 2001-02
---	-----------

ON ROAD:

8	- 2002-03
---	-----------

FEWEST TIES

7	- 1999-00
---	-----------

AT HOME:

3	- 1999-00
---	-----------

ON ROAD:

2	- 2000-01
---	-----------

OVERTIME LOSSES

MOST OVERTIME LOSSES

14	- 2015-16
12	- 2016-17
	- 2013-14
11	- 2017-18
	- 2010-11

AT HOME:

8	- 2016-17
	- 2010-11
5	- 2013-14
	- 2011-12
	- 2006-07

ON ROAD:

7	- 2017-18
	- 2015-16
	- 2013-14
	- 2005-06
6	- 2014-15
	- 2002-03

FEWEST OVERTIME LOSSES

0	- 2001-02
2	- 2020-21*
	- 1998-99
3	- 2000-01

AT HOME:

0	- 2020-21*
	- 2001-02
	- 2000-01

ON ROAD:

1	- three times, last: 2005-06
0	- 2001-02
1	-



TEAM RECORDS – SEASON

GOALS

MOST GOALS SCORED

272	- 2006-07
267	- 2017-18
266	- 2021-22
259	- 2005-06

AT HOME:

153	- 2006-07
142	- 2005-06
138	- 2017-18
131	- 2016-17

ON ROAD:

136	- 2021-22
123	- 2017-18
119	- 2006-07
118	- 2018-19

FEWEST GOALS SCORED

111	- 2012-13*
156	- 2020-21*
183	- 2018-19
186	- 2000-01
190	- 1998-99

AT HOME:

59	- 2012-13*
83	- 2020-21*
92	- 2000-01
98	- 2002-03
101	- 2001-02

ON ROAD:

52	- 2012-13*
73	- 2020-21*
85	- 2002-03
86	- 1998-99
94	- 2000-01

MOST GOALS AGAINST

261	- 1998-99
252	- 2021-22
242	- 2013-14

AT HOME:

126	- 1998-99
119	- 2013-14
116	- 1999-00

ON ROAD:

140	- 2021-22
135	- 2001-02
	- 1998-99

FEWEST GOALS AGAINST

133	- 2012-13*
154	- 2020-21*
194	- 2010-11
200	- 2000-01
206	- 2002-03

AT HOME:

55	- 2012-13*
68	- 2020-21*
90	- 2002-03
91	- 2010-11
93	- 2003-04

ON ROAD:

78	- 2012-13*
86	- 2020-21*
98	- 2000-01
100	- 2017-18
103	- 2010-11

MOST 40-GOAL SCORERS

2	- 2021-22 (Duchene, Forsberg)
---	-------------------------------

MOST 30-GOAL SCORERS

2	- 2021-22 (Duchene, Forsberg)
	- 2016-17 (Arvidsson, Forsberg)
	- 2015-16 (Forsberg, Neal)
	- 2005-06 (Kariya, Sullivan)
1	- 2018-19 (Arvidsson)
	- 2009-10 (Hornqvist)
	- 2008-09 (Arnott)

MOST 20-GOAL SCORERS

6	- 2006-07 (Arnott, Legwand, Kariya, Hartnell, Sullivan, Dumont)
5	- 2021-22 (Duchene, Forsberg, Johansen, Jeannot, Josi)
	- 2005-06 (Kariya, Sullivan, Hartnell, Perreault, Erat)
4	- five times, last: 2017-18 (Arvidsson, Forsberg, Fiala, Smith)

SPECIAL TEAMS

MOST POWER-PLAY GOALS

94	- 2005-06
72	- 2003-04
71	- 2006-07

AT HOME:

50	- 2005-06
44	- 2006-07
41	- 2003-04

ON ROAD:

44	- 2005-06
32	- 2002-03
31	- 2021-22
	- 2003-04

FEWEST POWER-PLAY GOALS

24	- 2012-13*
28	- 2020-21*
33	- 2018-19
39	- 2019-20*

AT HOME:

12	- 2020-21*
16	- 2019-20*
	- 2012-13*
18	- 2018-19
19	- 2014-15

ON ROAD:

8	- 2012-13*
15	- 2018-19
16	- 2020-21*
	- 1998-99

MOST POWER-PLAY CHANCES

512	- 2005-06 (94 PPG, 18.4%)
426	- 2003-04 (72 PPG, 16.9%)
418	- 2002-03 (58 PPG, 13.9%)

AT HOME:

260	- 2005-06 (50 PPG, 19.2%)
234	- 2003-04 (44 PPG, 17.5%)
219	- 2006-07 (44 PPG, 20.1%)

ON ROAD:

252	- 2005-06 (44 PPG, 17.5%)
214	- 2002-03 (32 PPG, 15.0%)
192	- 2003-04 (31 PPG, 16.1%)

FEWEST POWER-PLAY CHANCES

140	- 2012-13 (24 PPG, 17.1%)*
159	- 2020-21 (28 PPG, 17.6%)*
226	- 2019-20 (39 PPG, 17.3%)*
239	- 2013-14 (46 PPG, 19.2%)
250	- 2011-12 (54 PPG, 21.6%)

AT HOME:

68	- 2012-13 (16 PPG, 23.5%)*
81	- 2020-21 (02 PPG, 14.8%)*
112	- 2019-20 (16 PPG, 14.3%)*
121	- 2013-14 (25 PPG, 20.7%)*
125	- 2014-15 (19 PPG, 15.2%)*

ON ROAD:

72	- 2012-13 (8 PPG, 11.1%)*
78	- 2020-21 (16 PPG, 20.5%)*
112	- 2018-19 (15 PPG, 13.4%)*
114	- 2019-20 (23 PPG, 20.2%)*
118	- 2013-14 (12 PPG, 17.8%)*

MOST POWER-PLAY GOALS AGAINST

82	- 2005-06
75	- 1998-99
64	- 2003-04

AT HOME:

34	- 2005-06
31	- 1998-99
30	- 2017-18

ON ROAD:

48	- 2005-06
44	- 1998-99
42	- 2008-09

FEWEST POWER-PLAY GOALS AGAINST

34	- 2012-13*
40	- 2011-12
41	- 2010-11
42	- 2020-21*

AT HOME:

13	- 2012-13*
16	- 2019-20*
17	- 2010-11
	- 2008-09
18	- 2001-02

ON ROAD:

21	- 2018-19
	- 2012-13*
	- 2011-12
22	- 2015-16
	- 2007-08
23	- 2020-21*
	- 2013-14

MOST CONSECUTIVE GAMES WITH A POWER-PLAY GOAL

11	- 11/10/05-12/17/05
9	- 12/10/05-12/28/05
	- 10/11/99-11/3/99

AT HOME:

13	- 10/10/11-12/2/17
11	- 11/16/06-12/26/06
9	- 2/13/04-3/23/04

ON ROAD:

9	- 11/19/05-12/2/05
6	- four times, last: 2/22/22-3/28/22

MOST CONSECUTIVE GAMES WITHOUT A POWER-PLAY GOAL

9	- 4/8/21-4/23/21*
	- 1/13/19-2/12/19
	- 3/20/10-4/3/10
	- 11/22/14-12/9/14
	- 3/6/18-3/19/18
	- 10/18/09-10/21/09
	- 3/25/03-4/6/03

AT HOME:

13	- 10/11/14-12/6/14
7	- 3/20/10-4/10/10
6	- 1/21/20-2/22/20*
	- 3/11/14-3/25/14
	- 11/23/13-12/5/13

ON ROAD:

9	- 10/31/01-12/2/01
8	- 11/7/98-12/17/98

MOST CONSECUTIVE UNSUCCESSFUL POWER-PLAY ATTEMPTS

39	- 3/23/03-4/6/03
34	- 1/19/19-2/5/19
29	- 3/18/10-4/7/10
	- 10/3/09-10/22/09

AT HOME:

45	- 10/19/14-12/16/14
29	- 2/8/02-3/17/02
26	- 12/29/18-2/5/19
	- 12/14/02-12/30/02

ON ROAD:

34	- 10/31/01-12/12/01
29	- 11/7/98-12/17/98
26	- 3/23/03-4/6/03

MOST CONSECUTIVE GAMES WITH A POWER-PLAY GOAL AGAINST

9	- 10/26/02-11/14/02
8	- four times, last: 12/14/09-12/29/09

AT HOME:

6	- 11/30/11-12/2/17
	- 10/20/05-11/10/05
	- 10/11/03-10/30/03
	- 11/30/02-12/14/02

ON ROAD:

12	- 10/11/02-11/17/02
10	- 1/28/13-3/4/13*

MOST CONSECUTIVE GAMES WITHOUT ALLOWING A POWER-PLAY GOAL

10	- 3/12/19-4/2/19
9	- 11/18/10-12/14/10
8	- 2/11/21-2/28/21*
	- 3/5/16-3/21/16
	- 11/16/13-11/30/13

AT HOME:

12	- 2/12/09-3/24/09
10	- 11/14/12-12/30/14
9	- 12/13/08-1/17/09

ON ROAD:

8	- 3/15/21-4/8/21*
7	- 2/25/06-3/14/06
	- 12/7/10-1/4/01
	- 12/10/21-1/4/22
6	- 3/12/19-4/2/19

MOST CONSECUTIVE SUCCESSFUL PENALTY KILLS

37	- 11/16/10-12/6/10
34	- 4/1/06-4/13/06
29	- 1/28/06-2/16/06

AT HOME:

34	- 2/12/09-3/24/09
33	- 2/11/03-3/1/03
30	- 12/13/04-1/19/09
	- 2/12/09-3/10/09

ON ROAD:

28	- 12/7/00-1/8/01
27	- 12/19/21-1/6/22
24	- 3/15/21-4/15/21*
	- 11/19/07-12/19/07

MOST SHORTHANDED GOALS

14	- 2003-04
12	- 2016-17
	- 2005-06
10	- 2017-18

AT HOME:

14	- 2003-04
12	- 2016-17
	- 2005-06
10	- 2017-18

ON ROAD:

6	- 2016-17
	- 2006-07
	- 2005-06
5	- 2017-18
	- 2015-16

FEWEST SHORTHANDED GOALS

1	- 2012-13*
2	- 2021-22
	- 2013-14

ON ROAD:

4	- 2014-15
0	- 2012-13*

AT HOME:

1	- 2021-22
	- 2023-24

ON ROAD:

1	- 2021-22
	- 2019-20*
	- 2014-15
	- 2013-14
	- 2012-13*
	- 2001-02

MOST TIMES SHORTHANDED

533	- 2005-06 (82 PPGA, 84.6%)
387	- 2006-07 (55 PPGA, 85.8%)
357	- 1998-99 (75 PPGA, 79.0%)

AT HOME:

265	- 2005-06 (34 PPGA, 87.2%)
196	- 2006-07 (28 PPGA, 85.7%)
176	- 2003-04 (24 PPGA, 86.3%)
	- 2001-02 (18 PPGA, 89.8%)

ON ROAD:

268	- 2005-06 (48 PPGA, 82.1%)
191	- 2006-07 (27 PPGA, 85.9%)
190	- 2002-03 (39 PPGA, 79.5%)

FEWEST TIMES SHORTHANDED

139	- 2012-13 (34 PPGA, 75.5%)*
171	- 2020-21 (42 PPGA, 75.4%)*
213	- 2019-20 (51 PPGA, 76.1%)*
234	- 2014-15 (45 PPGA, 80.8%)
238	- 2013-14 (47 PPGA, 80.2%)

AT HOME:

62	- 2012-13 (13 PPGA, 79.0%)*
87	- 2020-21 (19 PPGA, 78.2%)*
91	- 2019-20 (16 PPGA, 82.4%)*
104	- 2011-12 (19 PPGA, 81.7%)*
110	- 2014-15 (20 PPGA, 81.8%)*

ON ROAD:

77	- 2012-13 (21 PPGA, 72.7%)*
84	- 2020-21 (23 PPGA, 72.6%)*
118	- 2018-19 (21 PPGA, 82.2%)*
120	- 2013-14 (23 PPGA, 81.3%)*
122	- 2019-20 (35 PPGA, 71.3%)*

The 2012-13 season was 48 games.

Nashville played 69 games in the 2019-20 season.

The 2020-21 season was 56 games.</



TEAM RECORDS – SEASON

SPECIAL TEAMS

MOST SHORTHANDED GOALS AGAINST

13	- 2005-06
11	- 1999-00
10	- 2007-08
	- 1998-99

AT HOME:

6	- 2007-08
	- 1999-00
5	- 2018-19
	- 2005-06

ON ROAD:

8	- 2005-06
6	- 1998-99
5	- four times, last: 2008-09

FEWEST SHORTHANDED GOALS AGAINST

0	- 2013-14
2	- 2020-21*
	- 2016-17
	- 2015-16
	- 2010-11
	- 2006-07

AT HOME:

0	- 2020-21*
	- 2013-14
1	- 2011-12
	- 2010-11

ON ROAD:

0	- four times, last: 2016-17
---	-----------------------------

MOST CONSECUTIVE GAMES WITH A SHORTHANDED GOAL

3	- 12/15/01-12/23/01
2	- 14 times, last: 10/22/19-10/24/19*

AT HOME:

3	- 12/15/01-12/23/01
2	- eight times, last: 10/22/19-10/24/19*

ON ROAD:

2	- 1/24/06-1/26/06
---	-------------------

MOST CONSECUTIVE GAMES WITH A SHORTHANDED GOAL AGAINST

2	- nine times, last: 12/17/19-12/21/19*
---	--

AT HOME:

2	- four times, last: 12/6/07-12/8/07
---	-------------------------------------

ON ROAD:

2	- three times, last: 12/17/19-12/21/19*
---	---

PENALTY MINUTES

MOST PENALTY MINUTES

1533	- 2005-06
1420	- 1998-99
1360	- 2003-04

AT HOME:

819	- 2005-06
766	- 2003-04
696	- 1998-99

ON ROAD:

724	- 1998-99
714	- 2005-06
594	- 2003-04

FEWEST PENALTY MINUTES

471	- 2012-13*
514	- 2020-21*
618	- 2019-20*
686	- 2018-19
689	- 2011-12

AT HOME:

233	- 2012-13*
271	- 2020-21*
282	- 2019-20*
288	- 2014-15
337	- 2009-10

ON ROAD:

238	- 2012-13*
243	- 2020-21*
309	- 2010-11
333	- 2018-19
336	- 2019-20*

MOST PENALTY MINUTES, OPPONENT

1617	- 2003-04
1498	- 2005-06
1326	- 1998-99

AT HOME:

931	- 2003-04
826	- 2006-07
765	- 1998-99

ON ROAD:

735	- 2005-06
686	- 2003-04
561	- 1998-99

FEWEST PENALTY MINUTES, OPPONENT

442	- 2020-21*
485	- 2012-13*
658	- 2019-20*
683	- 2011-12
696	- 2010-11

AT HOME:

221	- 2020-21*
249	- 2012-13*
307	- 2019-20*
353	- 2014-15
388	- 2011-12

ON ROAD:

221	- 2020-21*
236	- 2012-13*
285	- 2010-11
295	- 2011-12
323	- 2018-19

SHOTS

MOST SHOTS

2678	- 2018-19
2641	- 2017-18
2614	- 2014-15

AT HOME:

1387	- 2018-19
1345	- 2014-15
1334	- 2017-18

ON ROAD:

1307	- 2017-18
1291	- 2018-19
1269	- 2014-15

FEWEST SHOTS

1244	- 2012-13*
1679	- 2020-21*
2019	- 2001-02
2182	- 2000-01
2215	- 1999-00

AT HOME:

658	- 2012-13*
839	- 2020-21*
1079	- 2001-02
1161	- 2003-04
1156	- 2000-01

ON ROAD:

586	- 2012-13*
840	- 2020-21*
940	- 2001-02
961	- 1999-00
999	- 1998-99

MOST SHOTS AGAINST

2696	- 1998-99
2662	- 2005-06
2659	- 2017-18

AT HOME:

1381	- 1998-99
1314	- 2005-06
1302	- 2006-07

ON ROAD:

1371	- 2017-18
1362	- 2021-22
1348	- 2005-06

FEWEST SHOTS AGAINST

1335	- 2012-13*
1753	- 2020-21*
2157	- 2019-20*
2231	- 2015-16
2252	- 2002-03

AT HOME:

634	- 2012-13*
875	- 2020-21*
1044	- 2019-20*
1125	- 2014-15
1131	- 2003-04

ON ROAD:

701	- 2012-13*
878	- 2020-21*
1103	- 2000-01
1104	- 2002-03
1111	- 2010-11

* The 2012-13 season was 48 games.

* The Predators played 69 games in the 2019-20 season.

The 2020-21 season was 56 games.



TEAM RECORDS – GAME

GOALS

MOST GOALS SCORED

9	- 1/18/14 in 9-2 win at TOR
	- 3/18/06 in 9-4 win vs. CGY
	- 3/4/04 in 9-4 win at PIT
8	- 3/5/22 in 8-0 win at SJS
	- 12/17/19 in 8-0 win at NYI
	- 2/28/09 in 8-0 win at DET
	- 1/5/07 in 8-3 win at CHI
	- 2/21/04 in 8-2 win at PHX

AT HOME:

9	- 3/18/06 in 9-4 win vs. CGY
8	- 2/28/09 in 8-0 win vs. DET
7	- 14 times, last: 4/13/21 in 7-2 win vs. TBL

ON ROAD:

9	- 1/18/14 in 9-2 win at TOR
	- 3/4/04 in 9-4 win at PIT
8	- 3/5/22 in 8-0 win at SJS
	- 12/17/19 in 8-3 win at NYI
	- 1/5/07 in 8-3 win at CHI
	- 2/21/04 in 8-2 win at PHX

MOST GOALS ALLOWED

9	- 1/17/19 in 9-4 loss at COL
8	- eight times, last: 4/11/22 in 8-3 loss vs. STL

AT HOME:

8	- 3/2/20 in 8-3 loss vs. EDM
	- 10/5/06 in 8-6 loss vs. CHI

ON ROAD:

9	- 1/17/19 in 9-4 loss at COL
8	- five times, last: 3/11/00 in 8-3 loss at SJS

MOST GOALS SCORED BY BOTH TEAMS

14	- 10/5/06 in 8-6 loss vs. CHI
13	- seven times, last: 1/17/19 in 9-4 loss at COL

AT HOME:

14	- 10/5/06 in 8-6 loss vs. CHI
13	- 1/16/06 in 7-6 loss vs. MIN
	- 3/18/06 in 9-4 win vs. CGY

ON ROAD:

13	- five times, last: 1/17/19 in 9-4 loss at COL
12	- 4/10/09 in 8-4 loss at MIN
	- 2/27/08 in 8-4 loss at BUF

LARGEST MARGIN OF VICTORY

8	- 3/5/22 in 8-0 win at SJS
	- 2/28/09 in 8-0 win vs. DET
7	- four times, last: 1/14/15 in 7-0 win vs. WPG
6	- 10 times, last: 4/8/21 in 7-1 win at DET

AT HOME:

8	- 2/28/09 in 8-0 win vs. DET
7	- four times, last: 1/14/15 in 7-0 win vs. WPG
6	- nine times, last: 3/25/21 in 7-1 win vs. DET

ON ROAD:

8	- 3/5/22 in 8-0 win at SJS
7	- 1/18/14 in 9-2 win at TOR
	- 1/8/08 in 7-0 win at LAK
6	- three times, last: 4/8/21 in 7-1 win at DET

LARGEST MARGIN OF DEFEAT

8	- 1/11/99 in 8-0 loss at PHI
7	- 1/22/21 in 7-0 loss at DAL
	- 10/30/02 in 7-0 loss at STL
	- 1/18/99 in 8-1 loss at BOS

AT HOME:

5	- 14 times, last: 4/11/22 in 8-3 loss vs. STL
---	---

ON ROAD:

8	- 1/11/99 in 8-0 loss at PHI
7	- 1/22/21 in 7-0 loss at DAL
	- 10/30/02 in 7-0 loss at STL
	- 1/18/99 in 8-1 loss at BOS

SPECIAL TEAMS

MOST POWER PLAY GOALS

6	- 3/4/04 in 9-4 win at PIT
5	- 2/18/04 in 7-3 win vs. SJS
4	- 1/17/12 in 5-2 win vs. CAR
	- 1/10/05 in 5-3 win vs. CAR
	- 12/20/01 in 6-2 win vs. DAL

AT HOME:

5	- 2/18/04 in 7-3 win vs. SJS
4	- 1/17/12 in 5-2 win vs. CAR
	- 1/10/05 in 5-3 win vs. CAR
	- 12/20/01 in 6-2 win vs. VAN

ON ROAD:

6	- 3/4/04 in 9-4 win at PIT
3	- 17 times, last: 3/21/22 in 6-3 win at ANA

MOST POWER PLAY CHANCES

12	- 10/26/05 in 3-2 loss at CRJ
11	- 2/8/07 in 4-2 win vs. TOR
	- 12/17/06 in 2-1 win at STL
	- 12/20/01 in 6-2 win vs. VAN

AT HOME:

11	- 2/8/07 in 4-2 win vs. TOR
	- 12/20/01 in 6-2 win vs. VAN

ON ROAD:

12	- 10/26/05 in 3-2 loss at CRJ
11	- 12/17/06 in 2-1 win at STL
10	- four times, last: 1/31/06 in 3-2 loss at COL

MOST POWER PLAY GOALS AGAINST

5	- six times, last: 1/22/21 in 7-0 loss at DAL
4	- eight times, last: 1/31/06 in 7-4 loss vs. BUF

AT HOME:

5	- 1/21/19 in 6-3 loss vs. VAN
	- 11/29/08 in 6-2 loss vs. MIN
4	- 3/31/08 in 7-4 loss vs. BUF
	- 12/22/11 in 6-5 win vs. CRJ
	- 3/18/06 in 9-4 win vs. CGY

ON ROAD:

5	- 1/22/21 in 7-0 loss at DAL
	- 2/18/09 in 6-2 loss at DET
	- 10/7/06 in 6-5 loss at MIN
4	- five times, last: 3/11/00 in 7-4 loss at TOR

MOST SHORTHANDED GOALS

2	- eight times, last: 5/10/21 in 5-0 win vs. CAR
2	- 5/10/21 in 5-0 win vs. CAR
	- 10/31/19 in 6-5 OTL vs. CGY
	- 1/21/08 in 4-1 win vs. STL
	- 3/13/08 in 3-1 win vs. WPG
	- 1/18/99 in 6-1 win vs. MTL

ON ROAD:

2	- 1/16/08 in 7-6 loss at CGY
	- 1/19/08 in 5-2 win at STL
	- 3/14/00 in 3-2 loss at DET

MOST SHORTHANDED SITUATIONS

13	- 10/25/05 in 5-3 win vs. CHI
12	- 1/12/06 in 3-1 loss vs. DAL
11	- four times, last: 1/29/08 in 6-2 loss vs. MIN
13	- 10/25/05 in 5-3 win vs. CHI
12	- 1/12/06 in 3-1 loss vs. DAL
11	- 1/19/08 in 6-2 loss vs. MIN
	- 3/2/06 in 3-1 win vs. VAN

ON ROAD:

11	- 3/5/06 in 3-2 loss at EDM
	- 2/4/06 in 4-2 loss at DAL

10	- nine times, last: 10/20/11 in 5-1 loss at VAN
----	---

MOST SHORTHANDED GOALS AGAINST

2	- 12/31/08 in 4-3 win vs. VAN
	- 3/21/13 in 5-3 win vs. CGY
	- 3/2/02 in 5-2 loss at CGY
	- 3/10/00 in 4-3 loss at SJS
	- 10/26/16 in 6-1 loss at ANA

AT HOME:

2	- 12/31/08 in 4-3 win vs. VAN
	- 3/21/13 in 5-3 win vs. CGY

ON ROAD:

2	- 3/2/02 in 5-2 loss at CGY
	- 3/2/00 in 4-3 loss at SJS
	- 10/26/16 in 6-1 loss at ANA

PENALTY MINUTES

MOST PENALTY MINUTES

95	- 10/25/05 in 5-3 win vs. CHI
85	- 10/30/03 in 5-3 win vs. DET
84	- 3/6/08 in 6-2 loss at SJS
	- 3/11/06 in 3-2 loss at SJS

AT HOME:

95	- 10/25/05 in 5-3 win vs. CHI
85	- 10/30/03 in 5-3 win vs. DET
84	- 1/19/08 in 6-2 loss vs. MIN

ON ROAD:

54	- 3/6/08 in 6-2 loss at VAN
	- 3/11/06 in 3-2 loss at SJS
47	- 3/20/04 in 3-1 win at CGY
46	- 10/1/17 in 4-0 loss at PIT

MOST PENALTY MINUTES, OPPONENT

125	- 10/30/03 in 5-3 win vs. DET
107	- 3/20/04 in 3-1 win at CGY
64	- 2/3/07 in 3-0 win vs. ANA

AT HOME:

125	- 10/30/03 in 5-3 win vs. DET
64	- 2/3/07 in 3-0 win vs. ANA
60	- 10/11/08 in 3-0 win vs. WPG

ON ROAD:

107	- 3/20/04 in 3-1 win at CGY
62	- 3/11/06 in 3-2 loss at SJS
56	- 3/6/08 in 6-2 loss at VAN

MOST PENALTY MINUTES, BOTH TEAMS

210	- 10/30/03 in 5-3 win vs. DET (DET 125, NSH 85)
156	- 1/14/15 in 7-0 win vs. WPG (WPG 84, NSH 72)
154	- 3/20/04 in 3-1 win at CGY (CGY 107, NSH 47)

AT HOME:

210	- 10/30/03 in 5-3 win vs. DET (DET 125, NSH 85)
156	- 1/14/15 in 7-0 win vs. WPG (WPG 84, NSH 72)
146	- 10/25/05 in 5-3 win vs. CHI (NSH 95, CHI 51)

ON ROAD:

154	- 3/20/04 in 3-1 win at CGY (CGY 107, NSH 47)
116	- 3/11/06 in 3-2 loss at SJS (SJS 62, NSH 54)
110	- 3/6/08 in 6-2 loss vs. VAN (VAN 56, NSH 54)

SHOTS

MOST SHOTS

55	- 1/14/09 in 2-0 win vs. MTL
52	- 10/14/99 in 5-1 loss vs. SJS
51	- 10/29/19 in 3-1 win vs. CHI
	- 2/21/08 in 3-2 SOL vs. VAN
	- 1/13/00 in 4-3 loss vs. VAN

AT HOME:

55	- 1/14/09 in 2-0 win vs. MTL
52	- 10/14/99 in 5-1 loss vs. SJS
51	- 10/29/19 in 3-1 win vs. CHI
	- 2/21/08 in 3-2 SOL vs. VAN
	- 1/13/00 in 4-3 loss vs. VAN

ON ROAD:

48	- 12/28/19 in 6-4 loss at PIT
	- 12/31/17 in 1-1 win at VAN
47	- 2/19/19 in 5-3 win at DAL
	- 2/5/18 in 5-4 win at NYI
	- 10/15/15 in 4-3 loss at NYI
46	- 1/15/18 in 2-1 loss at ARI
	- 4/3/18 in 2-1 loss at FLA
	- 2/7/18 in 3-2 SOL at TOR

ON ROAD:

48	- 12/28/19 in 6-4 loss at PIT
	- 12/31/17 in 1-1 win at VAN
47	- 2/19/19 in 5-3 win at DAL
	- 2/5/18 in 5-4 win at NYI
	- 10/15/15 in 4-3 loss at NYI
46	- 1/15/18 in 2-1 loss at ARI
	- 4/3/18 in 2-1 loss at FLA
	- 2/7/18 in 3-2 SOL at TOR

ON ROAD:

48	- 12/28/19 in 6-4 loss at PIT
	- 12/31/17 in 1-1 win at VAN
47	- 2/19/19 in 5-3 win at DAL
	- 2/5/18 in 5-4 win at NYI
	- 10/15/15 in 4-3 loss at NYI
46	- 1/15/18 in 2-1 loss at ARI
	- 4/3/18 in 2-1 loss at FLA
	- 2/7/18 in 3-2 SOL at TOR

ON ROAD:

48	- 12/28/19 in 6-4 loss at PIT
	- 12/31/17 in 1-1 win at VAN
47	- 2/19/19 in 5-3 win at DAL
	- 2/5/18 in 5-4 win at NYI
	- 10/15/15 in 4-3 loss at NYI
46	- 1/15/18 in 2-1 loss at ARI
	- 4/3/18 in 2-1 loss at FLA
	- 2/7/18 in 3-2 SOL at TOR

ON ROAD:

48	- 12/28/19 in 6-4 loss at PIT
	- 12/31/17 in 1-1 win at VAN
47	- 2/19/19 in 5-3 win at DAL
	- 2/5/18 in 5-4 win at NYI
	- 10/15/15 in 4-3 loss at NYI
46	- 1/15/18 in 2-1 loss at ARI
	- 4/3/18 in 2-1 loss at FLA
	- 2/7/18 in 3-2 SOL at TOR

ON ROAD:

48	- 12/28/19 in 6-4 loss at PIT
	- 12/31/17 in 1-1 win at VAN
47	- 2/19/19 in 5-3 win at DAL
	- 2/5/18 in 5-4 win at NYI
	- 10/15/15 in 4-3 loss at NYI
46	- 1/15/18 in 2-1 loss at ARI
	- 4/3/18 in 2-1 loss at FLA
	- 2/7/18 in 3-2 SOL at TOR

ON ROAD:

48	- 12/28/19 in 6-4 loss at PIT
	- 12/31/17 in 1-1 win at VAN
47	- 2/19/19 in 5-3 win at DAL
	- 2/5/18 in 5-4 win at NYI
	- 10/15/15 in 4-3 loss at NYI
46	- 1/15/18 in 2-1 loss at ARI
	- 4/3/18 in 2-1 loss at FLA
	- 2/7/18 in 3-2 SOL at TOR

ON ROAD:

48	- 12/28/19 in 6-4 loss at PIT
	- 12/31/17 in 1-1 win at VAN
47	- 2/19/19 in 5-3 win at DAL
	- 2/5/18 in 5-4 win at NYI
	- 10/15/15 in 4-3 loss at NYI
46	- 1/15/18 in 2-1 loss at ARI
	- 4/3/18 in 2-1 loss at FLA
	- 2/7/18 in 3-2 SOL at TOR

ON ROAD:

48	- 12/28/19 in 6-4 loss at PIT
	- 12/31/17 in 1-1 win at VAN
47	- 2/19/19 in 5-3 win at DAL
	- 2/5/18 in 5-4 win at NYI
	- 10/15/15 in 4-3 loss at NYI
46	- 1/15/18 in 2-1 loss at ARI
	- 4/3/18 in 2-1 loss at FLA
	- 2/7/18 in 3-2 SOL at TOR

ON ROAD:

48



TEAM RECORDS – PERIOD

GOALS

MOST GOALS

6	- 12/17/05 in 2nd of 7-3 win vs. CBJ
5	- eight times, last: 11/4/19 in 2nd of 6-1 win vs. DET

AT HOME:

6	- 12/17/05 in 2nd of 7-3 win vs. CBJ
5	- five times, last: 4/2/14 in 3rd of 7-5 win vs. CHI

ON ROAD:

5	- 11/4/19 in 2nd of 6-1 win vs. DET
	- 11/8/14 in 3rd of 9-2 win at TOR
	- 1/5/07 in 2nd of 8-3 win at CHI
4	- 20 times, last: 4/8/21 in 3rd of 7-1 win vs. DET

MOST GOALS AGAINST

7	- 4/11/22 in 2nd of 8-3 loss vs. STL
6	- 11/7/19 in 2nd of 9-4 loss at COL
	- 3/23/08 in 1st of 7-4 loss vs. PHX
	- 3/11/10 in 3rd of 8-5 loss at SJS
5	- 1/22/21 in 2nd of 7-0 loss at DAL
	- 3/2/20 in 3rd of 8-3 loss vs. EDM
	- 3/31/08 in 2nd of 7-4 loss vs. BUF
	- 10/26/16 in 2nd of 6-1 loss at ANA
	- 10/22/09 in 3rd of 6-5 win at OTT

AT HOME:

7	- 4/11/22 in 2nd of 8-3 loss vs. STL
6	- 3/28/13 in 1st of 7-4 loss vs. PHX
5	- 3/2/20 in 3rd of 8-3 loss vs. EDM
	- 3/31/08 in 2nd of 7-4 loss vs. BUF
4	- 17 times, last: 4/21/21 in 3rd of 7-4 loss vs. FLA

ON ROAD:

6	- 11/7/19 in 2nd of 9-4 loss at COL
	- 3/11/10 in 3rd of 8-5 loss at SJS
5	- 1/22/21 in 2nd of 7-0 loss at DAL
	- 10/22/09 in 3rd of 6-5 win at OTT

MOST GOALS BY BOTH TEAMS

9	- 3/28/13 in 1st of 7-4 loss vs. PHX (PHX 6, NSH 3)
8	- 4/11/22 in 2nd of 8-3 loss vs. STL (STL 7, NSH 1)
	- 11/7/19 in 2nd of 9-4 loss at COL (COL 6, NSH 2)

AT HOME:

9	- 3/28/13 in 1st of 7-4 loss vs. PHX (PHX 6, NSH 3)
8	- 4/11/22 in 2nd of 8-3 loss vs. STL (STL 7, NSH 1)

ON ROAD:

8	- 11/7/19 in 2nd of 9-4 loss at COL (COL 6, NSH 2)
---	--

FASTEST/LATEST GOALS

FASTEST GOAL FROM START OF GAME

0:11	- David Legwand, 4/5/07 in 4-1 win vs. STL
0:12	- Shea Weber, 4/7/10 in 5-2 loss at PHX
0:14	- Patric Hornqvist, 10/29/11 in 3-0 win vs. ANA

AT HOME:

0:11	- David Legwand, 4/5/07 in 4-1 win vs. STL
0:14	- Patric Hornqvist, 10/29/11 in 3-0 win vs. ANA

ON ROAD:

0:12	- Shea Weber, 4/7/10 in 5-2 loss at PHX
0:19	- Ryan Ellis, 4/9/16 in 3-2 loss at DAL

FASTEST GOAL AGAINST FROM START OF GAME

0:09	- Taylor Pyatt, 12/6/11 in 3-2 loss vs. PHX
	- Andy McDonald, 11/24/10 in 2-1 SOL vs. STL
0:14	- Tomas Holmstrom, 11/8/03 in 4-3 win at DET

AT HOME:

0:09	- Taylor Pyatt, 12/6/11 in 3-2 loss vs. PHX
	- Andy McDonald, 11/24/10 in 2-1 SOL vs. STL
0:15	- Justin Williams, 12/8/10 in 6-1 loss vs. LAK

ON ROAD:

0:14	- Tomas Holmstrom, 11/8/03 in 4-3 win at DET
0:22	- Jason Allison, 12/29/99 in 3-1 win at BOS

FASTEST GOAL FROM START OF SECOND PERIOD

0:07	- Viktor Arvidsson, 11/29/16 in 5-3 win at COL
	- Alexander Radulov, 1/24/08 in 4-3 OTL at PHX
	- Vitali Yachmenev, 10/30/00 in 4-2 loss vs. STL
0:11	- J-P Dumont, 11/18/06 in 4-2 win vs. CBJ

AT HOME:

0:07	- Vitali Yachmenev, 10/30/00 in 4-2 loss vs. STL
0:11	- J-P Dumont, 11/18/06 in 4-2 win vs. CBJ

ON ROAD:

0:07	- Viktor Arvidsson, 11/29/16 in 5-3 win at COL
	- Alexander Radulov, 1/24/08 in 4-3 OTL at PHX
0:12	- Roman Josi, 11/5/15 in 3-2 win at MIN

FASTEST GOAL AGAINST FROM START OF SECOND PERIOD

0:09	- Jason Arnott, 2/3/00 in 4-1 loss at NJD
0:12	- Jonathan Toews, 4/7/09 in 4-2 loss vs. CHI
0:14	- Andrei Srebnikov, 4/15/21 in 4-1 loss at CAR
0:15	- Mark Stone, 10/17/15 in 4-3 SO win vs. OTT

AT HOME:

0:12	- Jonathan Toews, 4/7/09 in 4-2 loss vs. CHI
0:18	- Paul Kariya, 4/7/00 in 5-1 loss vs. ANA

ON ROAD:

0:09	- Jason Arnott, 2/3/00 in 4-1 loss at New Jersey
0:14	- Andrei Srebnikov, 4/15/21 in 4-1 loss at CAR
0:15	- Mark Stone, 10/17/15 in 4-3 SO win at Ottawa

FASTEST GOAL FROM START OF THIRD PERIOD

0:07	- Jason Arnott, 1/30/10 in 4-3 win vs. ATL
0:08	- Craig Smith, 1/4/18 in 3-2 OTL at ARI
0:13	- Adam Hall, 3/13/04 in 4-4 tie vs. CGY
0:14	- Andreas Johansson, 11/21/02 in 1-1 tie at COL
	- Andy Delmore, 12/6/01 in 4-2 win vs. OTT

AT HOME:

0:07	- Jason Arnott, 1/30/10 in 4-3 win vs. ATL
0:13	- Adam Hall, 3/13/04 in 4-4 tie vs. CGY
0:19	- Viktor Arvidsson, 3/6/21 in 6-2 loss vs. FLA

ON ROAD:

0:08	- Craig Smith, 1/4/18 in 3-2 OTL at ARI
0:14	- Andreas Johansson, 11/21/02 in 1-1 tie at COL
0:16	- Calle Jankrok, 2/20/21 in 4-2 win at CBJ

FASTEST GOAL AGAINST FROM START OF THIRD PERIOD

0:15	- Joe Murphy, 12/17/98 in 3-1 loss at SJS
0:20	- Troy Brouwer, 3/28/15 in 4-3 win at WSH
0:24	- Alexander Edler, 12/9/08 in 3-1 loss vs. VAN
	- Joe Murphy, 12/10/98 in 2-1 win vs. SJS

AT HOME:

0:24	- Alexander Edler, 12/9/08 in 3-1 loss vs. VAN
	- Joe Murphy, 12/10/98 in 2-1 win vs. SJS
0:25	- Mark Scheifele, 1/20/22 in 5-2 win vs. WPG

ON ROAD:

0:15	- Joe Murphy, 12/17/98 in 3-1 loss at SJS
0:20	- Troy Brouwer, 3/28/15 in 4-3 win at WSH
0:25	- Brad Isbister, 11/7/00 in 2-1 loss at NYI

FASTEST GOAL FROM START OF OVERTIME

0:06	- David Legwand, 3/9/06 in 3-2 win at VAN
0:16	- Ryan Suter, 4/3/10 in 4-3 win at DET
0:17	- Shea Weber, 10/8/15 in 3-2 win vs. DAL

AT HOME:

0:17	- Shea Weber, 10/8/15 in 3-2 win vs. DAL
0:19	- Martin Erat, 11/1/10 in 5-4 win vs. CHI

ON ROAD:

0:06	- David Legwand, 3/9/06 in 3-2 win at VAN
0:16	- Ryan Suter, 4/3/10 in 4-3 win at DET

FASTEST GOAL AGAINST FROM START OF OVERTIME

0:22	- Matthew Dumba, 3/17/15 in 3-2 loss vs. MIN
0:24	- Todd Bertuzzi, 12/12/09 in 3-2 loss vs. DET
0:28	- Josef Stumpel, 3/4/00 in 3-2 loss at LAK

AT HOME:

0:22	- Matthew Dumba, 3/17/15 in 3-2 loss vs. MIN
0:24	- Todd Bertuzzi, 12/12/09 in 3-2 loss vs. DET
0:41	- Phil Kessel, 10/24/15 in 2-1 loss vs. PIT

ON ROAD:

0:28	- Josef Stumpel, 3/4/00 in 3-2 loss at LAK
0:34	- Teemu Selanne, 3/18/09 in 4-3 loss at ANA

LATEST OVERTIME GOAL

4:58	- Calle Jankrok, 1/10/17 in 2-1 win vs. VAN
4:48	- Filip Forsberg, 12/4/21 in 4-3 win vs. MTL
4:44	- Marek Zidlicky, 1/31/04 in 3-2 win vs. SJS
	- Andy Delmore, 1/7/03 in 2-1 win vs. STL

AT HOME:

4:58	- Calle Jankrok, 1/10/17 in 2-1 win vs. VAN
4:48	- Filip Forsberg, 12/4/21 in 4-3 win vs. MTL

ON ROAD:

4:00	- Filip Forsberg, 2/4/21 in 6-5 win at FLA
4:05	- Ryan Ellis, 12/2/19 in 4-3 win at BOS
3:56	- Greg Johnson, 3/1/99 in 4-3 win at Phoenix

LATEST OVERTIME GOAL AGAINST

4:58	- Dmitry Kulikov, 4/24/22 in 5-4 loss vs. MIN
	- Matthew Tkachuk, 10/31/19 in 6-5 loss vs. CGY
4:56	- Tommy Albelin, 11/3/99 in 5-4 loss at CGY

AT HOME:

4:58	- Dmitry Kulikov, 4/24/22 in 5-4 loss vs. MIN
	- Matthew Tkachuk, 10/31/19 in 6-5 loss vs. CGY

ON ROAD:

4:56	- Tommy Albelin, 11/3/99 in 5-4 loss at CGY
4:55	- Marian Gaborik, 2/17/08 in 5-4 loss at MIN

FASTEST TWO GOALS, INDIVIDUAL

0:23	- Scott Hartnell, 2/19/07 @ 5:34 & 5:57 of 2nd in 4-1 win vs. PHX
0:26	- David Legwand, 11/20/00 @ 9:30 & 9:56 of 2nd in 3-2 win at VAN

AT HOME:

0:23	- Scott Hartnell, 2/19/07 @ 5:34 & 5:57 of 2nd in 4-1 win vs. PHX
0:27	- Petr Tenkrat, 12/15/01 @ 13:44 & 14:11 of 2nd in 5-2 win vs. CHI

ON ROAD:

0:26	- David Legwand, 11/20/00 @ 9:30 & 9:56 of 2nd in 6-3 loss at DET
0:58	- Filip Forsberg, 3/12/19 @ 14:16 & 15:14 of 3rd in 3-2 loss at ANA

FASTEST TWO GOALS AGAINST, INDIVIDUAL

0:10	- Johnny Gaudreau, 3/6/19 @ 9:34 & 9:44 of 1st in 3-2 OTL at CGY
0:19	- Jeff Carter, 3/4/13 @ 4:39 & 4:58 of 3rd in 5-1 loss at LAK

AT HOME:

0:33	- Kelly Chase, 3/29/99 @ 18:26 & 18:59 of 1st in 5-1 loss vs. STL
1:01	- Todd Bertuzzi, 1/21/03 @ 8:22 & 9:23 of 3rd in 3-2 win vs. VAN

ON ROAD:

0:10	- Johnny Gaudreau, 3/6/19 @ 9:34 & 9:44 of 1st in 3-2 OTL at CGY
0:19	- Jeff Carter, 3/4/13 @ 4:39 & 4:58 of 3rd in 5-1 loss at LAK

FASTEST TWO GOALS, TEAM

0:05	- Colin Wilson & Shea Weber, 11/15/11 @ 19:35 & 19:40 of 3rd in 3-1 win vs. WSH
0:08	- Paul Kariya & Darcy Hordichuk, 12/1/06 @ 13:27 & 13:35 of 3rd in 7-2 win vs. CBJ

AT HOME:

0:05	- Colin Wilson & Shea Weber, 11/15/11 @ 19:35 & 19:40 of 3rd in 3-1 win vs. WSH
0:08	- Paul Kariya & Darcy Hordichuk, 12/1/06 @ 13:27 & 13:35 of 3rd in 7-2 win vs. CBJ

ON ROAD:

0:10	- Jordin Tootoo & Martin Erat, 11/17/10 @ 11:33 & 11:43 of 1st in 5-4 loss at TOR
0:11	- Craig Smith & Colton Sissons, 3/8/16 @ 19:19 & 19:30 of 4th in 4-2 win at WPG
	- Greg de Vries & Scott Nichol, 10/17/08 @ 8:12 & 8:23 of 2nd in 5-3 loss at CBJ



TEAM RECORDS – PERIOD

FASTEST TWO GOALS AGAINST, TEAM

- 0:07 - Dustin Brown & Drew Doughty, 10/27/19 @ 19:24 & 19:31 of 3rd in 7-4 loss at LAK
- 0:08 - Radim Vrbata & David Moss, 8/8/13 @ 3:42 & 3:50 of 1st in 7-4 loss vs. PHX
- Nikita Filatov & Jakub Voracek, 10/17/08 @ 14:18 & 14:26 of 1st in 5-3 loss at CBJ

AT HOME:

- 0:08 - Radim Vrbata & David Moss, 8/8/13 @ 3:42 & 3:50 of 1st in 7-4 loss vs. PHX
- 0:09 - Martin Havlat & Craig Macdonald, 1/20/07 @ 9:37 & 9:46 of 1st in 6-3 win vs. CHI

ON ROAD:

- 0:07 - Dustin Brown & Drew Doughty, 10/27/19 @ 19:24 & 19:31 of 3rd in 7-4 loss at LAK
- 0:08 - Nikita Filatov & Jakub Voracek, 10/17/08 @ 14:18 & 14:26 of 1st in 5-3 loss at CBJ

FASTEST TWO GOALS, BOTH TEAMS

- 0:05 - Rick Nash (CBJ) & Scott Walker (NSH), 12/4/03 @ 19:39 & 19:44 of 3rd in 4-2 win at CBJ
- 0:07 - Daniel Sedin (VAN) & Nick Spaling (NSH), 2/17/11 @ 18:15 & 18:22 of 2nd in 3-1 win vs. VAN
- 0:10 - Marcel Goss (SJS) & Paul Kariya (NSH), 11/2/05 @ 6:14 & 6:21 of 1st in 3-2 loss at SJS

AT HOME:

- 0:07 - Daniel Sedin (VAN) & Nick Spaling (NSH), 2/17/11 @ 18:15 & 18:22 of 2nd in 3-1 win vs. VAN
- 0:10 - Craig Smith (NSH) & Antoine Roussel (DAL), 3/7/06 @ 12:38 & 12:48 of 1st in 5-3 win vs. DAL

- 0:11 - Jeff Carter (LAK) & Mike Fisher (NSH), 12/28/13 @ 19:23 & 19:33 of 3rd in 3-2 win vs. LAK
- 0:12 - David Legwand (NSH) & Teemu Selanne (ANA), 3/24/11 @ 9:29 & 9:39 of 3rd in 5-4 win vs. ANA

- 0:13 - Rick Nash (CBJ) & Scott Walker (NSH), 12/4/03 @ 19:39 & 19:44 of 3rd in 4-2 win at CBJ
- 0:14 - Marcel Goss (SJS) & Paul Kariya (NSH), 11/2/05 @ 6:14 & 6:21 of 1st in 3-2 loss at SJS

- 0:15 - Craig Smith (NSH) & Antoine Roussel (DAL), 3/7/06 @ 12:38 & 12:48 of 1st in 5-3 win vs. DAL
- 0:16 - Jeff Carter (LAK) & Mike Fisher (NSH), 12/28/13 @ 19:23 & 19:33 of 3rd in 3-2 win vs. LAK
- 0:17 - David Legwand (NSH) & Teemu Selanne (ANA), 3/24/11 @ 9:29 & 9:39 of 3rd in 5-4 win vs. ANA

- 0:18 - Rick Nash (CBJ) & Scott Walker (NSH), 12/4/03 @ 19:39 & 19:44 of 3rd in 4-2 win at CBJ
- 0:19 - Marcel Goss (SJS) & Paul Kariya (NSH), 11/2/05 @ 6:14 & 6:21 of 1st in 3-2 loss at SJS

- 0:20 - Rocco Grimaldi, 3/25/21 @ 5:34, 7:23 & 8:08 of 1st in 7-1 win vs. DET
- 0:21 - Steve Sullivan, 12/4/06 @ 5:58, 9:21 & 11:54 of 2nd in 6-0 win vs. OTT
- 0:22 - Filip Forsberg, 2/21/17 @ 10:50, 16:07 & 19:27 of 2nd in 6-5 OTL vs. CGY

- 0:23 - Rocco Grimaldi, 3/25/21 @ 5:34, 7:23 & 8:08 of 1st in 7-1 win vs. DET
- 0:24 - Steve Sullivan, 12/4/06 @ 5:58, 9:21 & 11:54 of 2nd in 6-0 win vs. OTT
- 0:25 - Filip Forsberg, 2/21/17 @ 10:50, 16:07 & 19:27 of 2nd in 6-5 OTL vs. CGY

- 0:26 - Matt Duchene, 11/20/21 @ 6:36, 12:53 & 16:37 of 3rd in 6-3 loss at MTL
- 0:27 - Jeff Carter, 12/22/11 @ 12:56, 14:35 & 16:34 of 1st in 6-5 win vs. CBJ

- 0:28 - Scottie Upshall, 1/21/10 @ 4:02, 13:22 & 14:27 of 3rd in 4-2 loss at PHX
- 0:29 - Emil Bemstrom, 5/3/21 @ 1:54, 7:26 & 15:07 of 3rd in 4-3 win at CBJ

AT HOME:

- 0:28 - Jeff Carter, 12/22/11 @ 12:56, 14:35 & 16:34 of 1st in 6-5 win vs. CBJ
- 0:29 - Luc Robitaille, 4/12/99 @ 4:59 & 18:39 of 2nd & 1:28 of 3rd in 4-3 loss vs. LAK

ON ROAD:

- 0:25 - Scottie Upshall, 1/21/10 @ 4:02, 13:22 & 14:27 of 3rd in 4-2 loss at PHX
- 0:26 - Emil Bemstrom, 5/3/21 @ 1:54, 7:26 & 15:07 of 3rd in 4-3 win at CBJ

FASTEST THREE GOALS, TEAM

- 0:45 - Eeli Tolvanen, Rocco Grimaldi & Grimaldi, 3/25/21 @ 7:23, 7:39 & 8:08 of 1st in 7-1 win vs. DET
- 1:15 - Darcy Hordichuk, Jason Arnott & David Legwand, 1/8/08 @ 5:25, 6:11 & 6:40 of 1st in 7-0 win at LAK

- 1:24 - Joel Ward, Antti Pihlstrom & Jason Arnott, 2/28/09 @ 9:24, 9:51 & 10:48 of 1st in 8-0 win vs. DET

AT HOME:

- 0:45 - Eeli Tolvanen, Rocco Grimaldi & Grimaldi, 3/25/21 @ 7:23, 7:39 & 8:08 of 1st in 7-1 win vs. DET
- 1:24 - Joel Ward, Antti Pihlstrom & Jason Arnott, 2/28/09 @ 9:24, 9:51 & 10:48 of 1st in 8-0 win vs. DET

ON ROAD:

- 1:15 - Darcy Hordichuk, Jason Arnott & David Legwand, 1/8/08 @ 5:25, 6:11 & 6:40 of 1st in 7-0 win at LAK
- 1:55 - Sebastian Bordeleau, Joel Bouchard & Patrik Kjellberg, 2/2/00 @ 7:53, 8:21 & 9:48 of 2nd in 6-4 win at NYI

FASTEST FOUR GOALS AGAINST, TEAM

- 1:05 - Robert Thomas, David Perron & Justin Faulk, 3/12/22 @ 17:22, 18:03 & 18:27 of 3rd in 7-4 loss vs. STL
- 1:25 - Shane Doan, Mike Alatalo & Rick Tocchet, 11/30/99 @ 11:32, 11:46 & 12:57 of 1st in 6-3 loss vs. PHX

AT HOME:

- 1:05 - Robert Thomas, David Perron & Justin Faulk, 3/12/22 @ 17:22, 18:03 & 18:27 of 3rd in 7-4 loss vs. STL
- 1:25 - Shane Doan, Mike Alatalo & Rick Tocchet, 11/30/99 @ 11:32, 11:46 & 12:57 of 1st in 6-3 loss vs. PHX

ON ROAD:

- 1:27 - Dwight King, Marian Gaborik & Jeff Carter, 1/3/15 @ 17:59, 18:56 & 19:26 of 3rd in 7-6 OT win at LAK
- 1:31 - Joonas Donskoi, Ryan Graves & Andre Burakovsky, 11/7/19 @ 5:26, 5:46 & 6:57 of 2nd in 9-4 loss at COL

FASTEST THREE GOALS, BOTH TEAMS

- 0:23 - Bryan Berard (CBJ), Paul Kariya (NSH) & Darcy Hordichuk (NSH), 1/2/06 @ 13:13, 13:27 & 13:35 of 3rd in 7-2 win vs. CBJ
- 0:29 - Colin Wilson (NSH), Paul Stastny (COL) & Jamie McGinn (COL), 2/18/13 @ 13:17, 13:33 & 13:46 of 2nd in 6-5 loss at COL

- 0:34 - Ryan Johnson (STL), Vernon Fiedler (NSH) & Petr Cajanek (STL), 1/4/06 @ 3:26, 3:44 & 4:00 of 1st in 4-3 win at STL

AT HOME:

- 0:23 - Bryan Berard (CBJ), Paul Kariya (NSH) & Darcy Hordichuk (NSH), 1/2/06 @ 13:13, 13:27 & 13:35 of 3rd in 7-2 win vs. CBJ
- 0:46 - R.J. Umberger (CBJ), David Legwand (NSH) & Matt Halischuk (NSH), 11/7/19 @ 4:55, 5:26, 5:46 & 6:57 of 2nd in 9-4 loss at COL

- 0:47 - Sam Gagner (EDM), Marty Reasoner (EDM) & Jason Arnott (NSH), 2/19/08 @ 15:00, 15:23 & 15:46 of 2nd in 5-4 win vs. EDM

ON ROAD:

- 0:29 - Colin Wilson (NSH), Paul Stastny (COL) & Jamie McGinn (COL), 2/18/13 @ 13:17, 13:33 & 13:46 of 2nd in 6-5 loss at COL
- 0:34 - Ryan Johnson (STL), Vernon Fiedler (NSH) & Petr Cajanek (STL), 1/4/06 @ 3:26, 3:44 & 4:00 of 1st in 4-3 win at STL

FASTEST FOUR GOALS, TEAM

- 2:34 - Rocco Grimaldi, Eeli Tolvanen, Grimaldi & Grimaldi, 3/25/21 @ 5:34, 7:23, 7:39 & 8:08 of 1st in 7-1 win vs. DET
- 3:04 - Taylor Beck, Shea Weber, David Legwand & Matt Halischuk, 3/23/13 @ 7:11, 8:21, 9:46 & 10:15 of 1st in 5-2 win vs. CBJ

AT HOME:

- 2:34 - Rocco Grimaldi, Eeli Tolvanen, Grimaldi & Grimaldi, 3/25/21 @ 5:34, 7:23, 7:39 & 8:08 of 1st in 7-1 win vs. DET
- 3:04 - Taylor Beck, Shea Weber, David Legwand & Matt Halischuk, 3/23/13 @ 7:11, 8:21, 9:46 & 10:15 of 1st in 5-2 win vs. CBJ

ON ROAD:

- 3:38 - Sebastian Bordeleau, Joel Bouchard, Patrik Kjellberg & Kjellberg, 2/2/00 @ 7:53, 8:21, 9:48 & 10:15 of 2nd in 6-4 win at NYI
- 4:21 - Mike Ribeiro, Filip Forsberg, Calle Jamnaro & Roman Josi, 10/18/14 @ 0:53, 1:26, 3:06 & 5:14 of 3rd in 9-2 win at TOR

FASTEST FIVE GOALS AGAINST, TEAM

- 2:21 - Joonas Donskoi, Ryan Graves, Andre Burakovsky & Matthew Nieto, 11/7/19 @ 5:26, 5:46, 6:57 & 7:47 of 2nd in 9-4 loss at COL
- 3:18 - Jeff Carter, Carter, Ryan Johansen & Carter, 12/22/11 @ 12:56, 14:35, 15:30 & 16:34 of 1st in 6-5 win vs. CBJ

AT HOME:

- 3:18 - Jeff Carter, Carter, Ryan Johansen & Carter, 12/22/11 @ 12:56, 14:35, 15:30 & 16:34 of 1st in 6-5 win vs. CBJ
- 3:46 - Connor McDavid, Leon Draisaitl, Zack Kassian & Draisaitl, 3/2/20 @ 4:42, 5:17, 7:03 & 8:28 of 3rd in 8-3 loss vs. EDM

ON ROAD:

- 2:21 - Joonas Donskoi, Ryan Graves, Andre Burakovsky & Matthew Nieto, 11/7/19 @ 5:26, 5:46, 6:57 & 7:47 of 2nd in 9-4 loss at COL
- 4:15 - Ryan Graves, Andre Burakovsky, Matthew Nieto & Matt Calvert, 11/7/19 @ 5:46, 6:57, 7:47 & 10:01 of 2nd in 9-4 loss at COL

FASTEST FOUR GOALS, BOTH TEAMS

- 1:54 - Shea Weber (NSH), R.J. Umberger (CBJ), David Legwand (NSH) & Matt Halischuk (NSH), 3/23/13 @ 8:21, 9:29, 9:46 & 10:15 of 1st in 5-2 win vs. CBJ
- 2:02 - Matt Duchene (NSH), Joonas Donskoi (COL), Ryan Graves (COL) & Andre Burakovsky (COL), 11/7/19 @ 4:55, 5:26, 5:46 & 6:57 of 2nd in 9-4 loss at COL

AT HOME:

- 1:54 - Shea Weber (NSH), R.J. Umberger (CBJ), David Legwand (NSH) & Matt Halischuk (NSH), 3/23/13 @ 8:21, 9:29, 9:46 & 10:15 of 1st in 5-2 win vs. CBJ
- 2:03 - Ville Nieminen (CGY), Chris Simon (CGY), Adam Hall (NSH) & Jarome Iginla (CGY), 3/13/04 @ 18:28 & 19:02 of 2nd & 0:13 and 0:31 of 3rd in 4-4 tie vs. CGY

ON ROAD:

- 2:02 - Matt Duchene (NSH), Joonas Donskoi (COL), Ryan Graves (COL) & Andre Burakovsky (COL), 11/7/19 @ 4:55, 5:26, 5:46 & 6:57 of 2nd in 9-4 loss at COL
- 2:10 - Alexander Edler (VAN), Vernon Fiedler (NSH), Matt Pettinger (VAN) & Greg de Vries (NSH), 3/6/08 @ 4:11, 4:25, 4:09 & 6:21 of 1st in 6-2 loss at VAN

SPECIAL TEAMS

MOST POWER PLAY GOALS

- 3 - six times, last: 4/5/22 in 6-1 loss vs. MIN

AT HOME:

- 3 - 11/8/06 in 2nd of 4-2 win vs. CBJ
- 3 - 12/20/01 in 2nd of 6-5 loss vs. STL

ON ROAD:

- 3 - 10/12/05 in 3rd of 6-4 win at COL
- 3 - 3/4/04 in 3rd of 9-4 win at PIT
- 3 - 3/4/04 in 1st of 9-4 win at PIT

MOST POWER PLAY CHANCES

- 6 - four times, last: 12/13/05 in 1st of 7-3 loss at FLA

AT HOME:

- 6 - 11/30/02 in 2nd of 5-2 win vs. DAL
- 6 - 12/20/01 in 2nd of 6-2 win vs. VAN
- 6 - 10/8/03 in 3rd of 4-1 win vs. STL

ON ROAD:

- 6 - 12/13/05 in 1st of 7-3 loss at FLA
- 5 - 12 times, last: 11/10 in 3rd of 3-2 win at VAN

MOST POWER PLAY GOALS AGAINST

- 4 - 3/31/18 in 2nd of 7-4 loss vs. BUF
- 4 - 11/6/10 in 2nd of 4-2 loss at TOR

AT HOME:

- 4 - 3/31/18 in 2nd of 7-4 loss vs. BUF
- 3 - 11/21/19 in 2nd of 6-3 loss vs. VAN
- 3 - 12/22/11 in 2nd of 6-5 win vs. CBJ

ON ROAD:

- 4 - 11/6/10 in 2nd of 5-4 loss at TOR

MOST SHORTHANDED GOALS

- 2 - 10/31/19 in 2nd of 6-5 OTL vs. CGY
- 2 - 3/13/18 in 1st of 3-1 win vs. WPG
- 2 - 1/19/08 in 2nd of 5-2 win at STL

AT HOME:

- 2 - 10/31/19 in 2nd of 6-5 OTL vs. CGY
- 2 - 3/13/18 in 1st of 3-1 win vs. WPG

ON ROAD:

- 2 - 1/19/08 in 2nd of 5-2 win at STL

MOST SHORTHANDED SITUATIONS

- 7 - 10/25/05 in 2nd of 5-3 win vs. CHI
- 6 - nine times, last: 2/12/13 in 2nd of 1-0 OT win vs. SJS

AT HOME:

- 7 - 10/25/05 in 2nd of 5-3 win vs. CHI
- 6 - five times, last: 2/12/13 in 2nd of 1-0 OT win vs. SJS

ON ROAD:

- 6 - four times, last: 11/6/10 in 2nd of 5-4 loss at TOR

MOST SHORTHANDED GOALS AGAINST

- 2 - 3/21/13 in 1st of 5-3 win vs. CGY

AT HOME:

- 2 - 3/21/13 in 1st of 5-3 win vs. CGY

ON ROAD:

- 1 - 62 times, last: 4/14/22 in 2nd of 4-0 loss vs. EDM

PENALTY MINUTES

MOST PENALTY MINUTES

- 55 - 10/30/03 in 3rd of 5-3 win vs. DET
- 51 - 10/25/05 in 3rd of 5-3 win vs. CHI
- 48 - 3/6/08 in 3rd of 6-2 loss at VAN

AT HOME:

- 55 - 10/30/03 in 3rd of 5-3 win vs. DET
- 51 - 10/25/05 in 3rd of 5-3 win vs. CHI
- 44 - 11/4/15 in 3rd of 7-0 win vs. WPG

ON ROAD:

- 48 - 3/6/08 in 3rd of 6-2 loss at VAN
- 41 - 3/20/04 in 3rd of 3-1 win at CGY



INDIVIDUAL RECORDS – CAREER

GAMES PLAYED

MOST GAMES PLAYED

956	- David Legwand, 1999-14
763	- Shea Weber, 2005-16
760	- Roman Josi, 2011-22

MOST CONSECUTIVE GAMES PLAYED

283	- Filip Forsberg, 10/9-12/29/17
269	- Karlis Skrastins, 2/21/00-4/6/03
251	- Greg Johnson, 10/2/99-10/19/02

GOALS

MOST GOALS

220	- Filip Forsberg, 2012-22
210	- David Legwand, 1999-14
166	- Shea Weber, 2005-16

BY LEFT WING:

220	- Filip Forsberg, 2012-22
106	- Scott Hartnell, 2000-07; 2017-18
100	- Steve Sullivan, 2004-11

BY CENTER:

210	- David Legwand, 1999-14
111	- Mike Fisher, 2010-18
107	- Jason Arnott, 2006-10

BY RIGHT WING:

163	- Martin Erat, 2001-13
162	- Craig Smith, 2011-20
127	- Viktor Arvidsson, 2014-21

BY DEFENSEMAN:

166	- Shea Weber, 2005-16
140	- Roman Josi, 2011-22
79	- Kimmo Timonen, 1998-07

MOST GAME-WINNING GOALS

41	- Filip Forsberg, 2012-22
26	- David Legwand, 1999-14
26	- Martin Erat, 2001-13

BY DEFENSEMAN:

24	- Roman Josi, 2011-22
16	- Shea Weber, 2005-16
16	- Ryan Ellis, 2011-21

MOST GAME-TYING GOALS

3	- Sergei Krivokrasov, 1998-00
2	- Denis Arhipov, 2000-04
2	- Cliff Ronning, 1998-02
2	- Scott Walker, 1998-06

ASSISTS

MOST ASSISTS

402	- Roman Josi, 2011-22
356	- David Legwand, 1999-14
318	- Martin Erat, 2001-13

BY LEFT WING:

249	- Filip Forsberg, 2012-22
163	- Steve Sullivan, 2004-11
129	- Scott Hartnell, 2000-07; 2017-18

BY CENTER:

356	- David Legwand, 1999-14
236	- Ryan Johansen, 2016-22
145	- Greg Johnson, 1998-06
145	- Cliff Ronning, 1998-02

BY RIGHT WING:

318	- Martin Erat, 2001-13
174	- J-P Dumont, 2006-11
168	- Craig Smith, 2011-20

BY DEFENSEMAN:

402	- Roman Josi, 2011-22
277	- Shea Weber, 2005-16
222	- Kimmo Timonen, 1998-07

POINTS

MOST POINTS

566	- David Legwand (210g-356a), 1999-14
542	- Roman Josi (140g-402a), 2011-22
481	- Martin Erat (163g-318a), 2001-13

BY LEFT WING:

469	- Filip Forsberg (220g-249a), 2012-22
263	- Steve Sullivan (100g-163a), 2004-11
237	- Collin Wilson (93g-118a), 2009-17

BY CENTER:

566	- David Legwand (210g-356a), 1999-14
334	- Ryan Johansen (98g-236a), 2016-22
241	- Mike Fisher (111g-130a), 2010-18

BY RIGHT WING:

481	- Martin Erat (163g-318a), 2001-13
330	- Craig Smith (162g-168a), 2011-20
267	- J-P Dumont (93g-174a), 2006-11

BY DEFENSEMAN:

542	- Roman Josi (140g-402a), 2011-22
443	- Shea Weber (166g-277a), 2005-16
301	- Kimmo Timonen (79g-222a), 1998-08

SPECIAL TEAMS

MOST POWER PLAY GOALS

80	- Shea Weber, 2005-16
58	- Filip Forsberg, 2012-22
46	- Roman Josi, 2011-22
46	- Kimmo Timonen, 1998-08

BY DEFENSEMAN:

80	- Shea Weber, 2005-16
46	- Roman Josi, 2011-22
46	- Kimmo Timonen, 1998-08

MOST POWER PLAY POINTS

187	- Roman Josi (46g-141a), 2011-22
187	- Shea Weber (80g-107a), 2005-16
182	- Kimmo Timonen (46g-136a), 1998-07
148	- Martin Erat (42g-106a), 2001-13

BY DEFENSEMAN:

187	- Roman Josi (46g-141a), 2011-22
187	- Shea Weber (80g-107a), 2005-16
182	- Kimmo Timonen (46g-136a), 1998-07

MOST SHORTHANDED GOALS

11	- Greg Johnson, 1998-06
10	- Viktor Arvidsson, 2014-21
8	- David Legwand, 1999-14
8	- Calle Jarnkrok, 2013-21
8	- Scott Walker, 1998-06

MOST SHORTHANDED POINTS

17	- Greg Johnson (11g-6a), 1998-06
15	- David Legwand (10g-5a), 1999-14
13	- Viktor Arvidsson (10g-3a), 2014-21
13	- Scott Walker (8g-5a), 1998-06

SHOTS

MOST SHOTS

2153	- Roman Josi, 2011-22
2052	- Shea Weber, 2005-16
1925	- David Legwand, 1999-14

BY DEFENSEMAN:

2153	- Roman Josi, 2011-22
2052	- Shea Weber, 2005-16
1078	- Kimmo Timonen, 1998-07

PENALTY MINUTES

MOST PENALTY MINUTES

725	- Jordin Tootoo, 2003-12
626	- Scott Hartnell, 2000-07; 2017-18
568	- Shea Weber, 2005-16

BY DEFENSEMAN:

568	- Shea Weber, 2005-16
438	- Dan Hamhuis, 2003-10; 2018-20
396	- Ryan Suter, 2005-12

GOALTENDING

MOST GAMES PLAYED

683	- Pekka Rinne, 2005-21
383	- Tomas Vokoun, 1998-07
222	- Juuse Saros, 2015-22

MOST MINUTES PLAYED

39413	- Pekka Rinne, 2005-21
21788	- Tomas Vokoun, 1998-07
12611	- Juuse Saros, 2015-22

MOST WINS

369	- Pekka Rinne, 2005-21
161	- Tomas Vokoun, 1998-07
114	- Juuse Saros, 2015-22

MOST LOSSES

213	- Pekka Rinne, 2005-21
159	- Tomas Vokoun, 1998-07
104	- Mike Dunham, 1998-03

MOST TIES

35	- Tomas Vokoun, 1998-07
24	- Chris Mason, 1998-01; 2003-08; 2012-13

MOST GOALS ALLOWED

1598	- Pekka Rinne, 2005-21
922	- Tomas Vokoun, 1998-07
567	- Mike Dunham, 1998-03

LOWEST GOALS-AGAINST AVERAGE (min. 52 GP)

2.43	- Pekka Rinne, 2005-21
2.54	- Juuse Saros, 2015-22
2.54	- Tomas Vokoun, 1998-07

HIGHEST SAVE PERCENTAGE (min. 52 GP)

920	- Juuse Saros, 2015-22
917	- Pekka Rinne, 2005-21
913	- Tomas Vokoun, 1998-07

MOST SHUTOUTS

60	- Pekka Rinne, 2005-21
21	- Tomas Vokoun, 1998-07
18	- Juuse Saros, 2015-22

MOST GOALS

1	- Pekka Rinne, 2005-21
1	- Chris Mason, 1998-01; 2003-08; 2012-13

MOST ASSISTS

14	- Pekka Rinne, 2005-21
9	- Tomas Vokoun, 1998-07
4	- Juuse Saros, 2015-22

MOST POINTS

15	- Pekka Rinne (11g-14a), 2005-21
9	- Tomas Vokoun (9a), 1998-07
4	- Juuse Saros (4a), 2015-22

MOST PENALTY MINUTES

111	- Tomas Vokoun, 1998-07
56	- Pekka Rinne, 2005-20
14	- Mike Dunham, 1998-03



INDIVIDUAL RECORDS – SEASON

GAMES PLAYED

MOST GAMES PLAYED

82 - 53 tied, last: Luke Kunin, 2021-22

BY DEFENSEMAN:

82 - 22 tied, last: Ellis/Josi, 2018-19

BY ROOKIE:

82 - Filip Forsberg, 2014-15
81 - Tanner Jeannot, 2021-22
80 - Dan Hamhuis, 2003-04
- Martin Erat, 2001-02

GOALS

MOST GOALS

43 - Matt Duchene, 2021-22
42 - Filip Forsberg, 2021-22
34 - Viktor Arvidsson, 2018-19
33 - Filip Forsberg, 2015-16
- Jason Arnott, 2008-09

BY LEFT WING:

42 - Filip Forsberg, 2021-22
33 - Filip Forsberg, 2015-16
31 - Filip Forsberg, 2016-17
- Paul Kariya, 2005-06
- Steve Sullivan, 2005-06

BY CENTER:

33 - Jason Arnott, 2008-09
28 - Jason Arnott, 2007-08
27 - Jason Arnott, 2006-07
- David Legwand, 2006-07

BY RIGHT WING:

43 - Matt Duchene, 2021-22
34 - Viktor Arvidsson, 2018-19
31 - Viktor Arvidsson, 2016-17
- James Neal, 2015-16

BY DEFENSEMAN:

23 - Roman Josi, 2021-22
- Shea Weber, 2013-14
- Shea Weber, 2008-09
- Shea Weber, 2015-16

BY ROOKIE:

26 - Filip Forsberg, 2014-15
24 - Tanner Jeannot, 2021-22
18 - Alexander Radulov, 2006-07

MOST GOALS AT HOME

24 - Filip Forsberg, 2021-22
22 - Filip Forsberg, 2015-16
21 - David Legwand, 2006-07
20 - Matt Duchene, 2021-22

BY DEFENSEMAN:

14 - Shea Weber, 2013-14
13 - Shea Weber, 2008-09
12 - Shea Weber, 2011-12
- Shea Weber, 2010-11
- Andy Delmore, 2002-03

BY ROOKIE:

15 - Tanner Jeannot, 2021-22
12 - Filip Forsberg, 2014-15
10 - Alexander Radulov, 2006-07

MOST GOALS ON ROAD

23 - Matt Duchene, 2021-22
18 - Filip Forsberg, 2021-22
- Steve Sullivan, 2005-06
17 - Patric Hornqvist, 2009-10
16 - Viktor Arvidsson, 2018-19
- Jason Arnott, 2008-09

BY DEFENSEMAN:

13 - Roman Josi, 2021-22
12 - Shea Weber, 2009-10
10 - Shea Weber, 2009-10

BY ROOKIE:

14 - Filip Forsberg, 2014-15
- Craig Smith, 2011-12
9 - Tanner Jeannot, 2021-22
- David Legwand, 1999-00

MOST GAME-WINNING GOALS

9 - Filip Forsberg, 2016-17

8 - Filip Forsberg, 2021-22

- Patric Hornqvist, 2009-10

- J-P Dumont, 2007-08

- Scott Hartnell, 2005-06

BY DEFENSEMAN:

6 - Andy Delmore, 2002-03

4 - six times, last: Roman Josi, 2018-19

MOST GAME-TYING GOALS

2 - Cliff Ronning, 2001-02

- Sergei Krivokrasov, 1999-00

FEWEST GAMES TO 20 GOALS

30 - Filip Forsberg, 1/22/22

38 - Steve Sullivan, 1/10/06

40 - Matt Duchene, 1/25/22

LONGEST GOAL STREAK

6 - James Neal (7g), 11/5/16-11/17/16

- Filip Forsberg (7g), 11/2/14-11/13/14

- Patric Hornqvist (7g), 10/27/11-11/5/11

- Alexander Radulov (7g), 1/21/08-2/2/08

5 - five times, last: Roman Josi (7g), 12/6/19-12/23/19

ASSISTS

MOST ASSISTS

73 - Roman Josi, 2021-22

54 - Paul Kariya, 2005-06

53 - Mikael Granlund, 2021-22

BY LEFT WING:

54 - Paul Kariya, 2005-06
52 - Paul Kariya, 2006-07
42 - Filip Forsberg, 2021-22

BY CENTER:

53 - Mikael Granlund, 2021-22
50 - Ryan Johansen, 2018-19
47 - Ryan Johansen, 2016-17
- Mike Ribeiro, 2014-15

BY RIGHT WING:

49 - J-P Dumont, 2008-09
45 - J-P Dumont, 2006-07
43 - J-P Dumont, 2007-08

BY DEFENSEMAN:

73 - Roman Josi, 2021-22
49 - Roman Josi, 2019-20
47 - Roman Josi, 2015-16

BY ROOKIE:

37 - Filip Forsberg, 2014-15
27 - Alexandre Carrier, 2021-22
24 - Martin Erat, 2001-02

MOST ASSISTS AT HOME

32 - Roman Josi, 2021-22
31 - Paul Kariya, 2006-07
30 - Ryan Johansen, 2016-17

BY DEFENSEMAN:

32 - Roman Josi, 2021-22
24 - Kimmo Timonen, 2006-07

BY ROOKIE:

20 - Alexandre Carrier, 2021-22
17 - Filip Forsberg, 2014-15
14 - Seth Jones, 2013-14
- Martin Erat, 2001-02

MOST ASSISTS ON ROAD

41 - Roman Josi, 2021-22
30 - Roman Josi, 2019-20
29 - Mikael Granlund, 2021-22

BY DEFENSEMAN:

41 - Roman Josi, 2021-22
30 - Roman Josi, 2019-20
25 - Roman Josi, 2015-16

LONGEST ASSIST STREAK

10 - Roman Josi (8a), 3/10/22-3/21/22
8 - Matt Duchene (9a), 3/8/22-3/22/22

- Roman Josi (12a), 12/23/19-1/9/20

7 - Kimmo Timonen (8a), 2/23/03-3/7/03

- Cliff Ronning (10a), 1/6/00-1/21/00

POINTS

MOST POINTS

96 - Roman Josi (23g-73a), 2021-22

86 - Matt Duchene (43g-43a), 2021-22

85 - Paul Kariya (31g-54a), 2005-06

84 - Filip Forsberg (42g-42a), 2021-22

BY LEFT WING:

85 - Paul Kariya (31g-54a), 2005-06
84 - Filip Forsberg (42g-42a), 2021-22

76 - Paul Kariya (24g-52a), 2006-07

BY CENTER:

72 - Jason Arnott (28g-44a), 2007-08
64 - Mikael Granlund (11g-53a), 2021-22

- Ryan Johansen (46g-50a), 2018-19

63 - Ryan Johansen (26g-37a), 2021-22

- David Legwand (27g-36a), 2006-07

BY RIGHT WING:

72 - J-P Dumont (29g-43a), 2007-08
67 - Scott Walker (25g-42a), 2003-04

66 - J-P Dumont (21g-45a), 2006-07

BY DEFENSEMAN:

96 - Roman Josi (23g-73a), 2021-22
65 - Roman Josi (16g-49a), 2019-20
61 - Roman Josi (14g-47a), 2015-16

BY ROOKIE:

63 - Filip Forsberg (26g-37a), 2014-15
41 - Tanner Jeannot (24g-17a), 2021-22
37 - Alexander Radulov (18g-19a), 2006-07

MOST POINTS AT HOME

47 - Filip Forsberg (24g-23a), 2021-22
44 - Paul Kariya (16g-28a), 2005-06

43 - J-P Dumont (14g-29a), 2006-07

- Paul Kariya (12g-31a), 2006-07

BY DEFENSEMAN:

42 - Roman Josi (10g-32a), 2021-22
33 - Kimmo Timonen (9g-24a), 2006-07

31 - Roman Josi (8g-23a), 2016-17

BY ROOKIE:

29 - Filip Forsberg (12g-17a), 2014-15
23 - Alexander Radulov (10g-13a), 2006-07
21 - Alexandre Carrier (17g-20a), 2021-22

MOST POINTS ON ROAD

54 - Roman Josi (13g-41a), 2021-22
46 - Matt Duchene (23g-23a), 2021-22

41 - Paul Kariya (15g-26a), 2005-06

BY DEFENSEMAN:

54 - Roman Josi (13g-41a), 2021-22
37 - Roman Josi (19g-30a), 2019-20

31 - Roman Josi (6g-25a), 2015-16

BY ROOKIE:

34 - Filip Forsberg (14g-20a), 2014-15
25 - Craig Smith (10g-15a), 2011-12
20 - Tanner Jeannot (9g-11a), 2021-22

LONGEST POINT STREAK

16 - J-P Dumont (8g-14a), 12/29/07-1/3/08
13 - Roman Josi (4g-24a), 3/2/22-3/27/22

12 - Roman Josi (7g-13a), 12/16/19-1/9/20

MOST POINTS IN TWO CONSECUTIVE GAMES

7 - Filip Forsberg (3g-4a), 3/19/22-3/21/22
- Scott Walker (2g-5a), 2/18/04-2/20/04

6 - 28 times, last: Mikael Granlund (6a), 4/24/22-4/26/22

MOST POINTS IN THREE CONSECUTIVE GAMES

10 - Roman Josi (2g-8a), 3/15/22-3/17/22
- Steve Sullivan (5g-5a), 2/18/04-2/21/04

- Scott Walker (2g-8a), 2/18/04-2/21/04

9 - Roman Josi (9a), 3/15/22-3/19/22

- Filip Forsberg (17g-7a), 2/21/11-2/25/11

SPECIAL TEAMS

MOST POWER-PLAY GOALS

16 - Matt Duchene, 2021-22
14 - Shea Weber, 2015-16

- Paul Kariya, 2005-06

- Andy Delmore, 2002-03

BY DEFENSEMAN:

14 - Shea Weber, 2015-16
- Andy Delmore, 2002-03

12 - Shea Weber, 2013-14

11 - Roman Josi, 2021-22

- Andy Delmore, 2001-02

MOST POWER-PLAY POINTS

46 - Paul Kariya (14g-32a), 2005-06

38 - Kimmo Timonen (8g-30a), 2005-06

37 - Roman Josi (14g-26a), 2021-22

BY DEFENSEMAN:

38 - Kimmo Timonen (8g-30a), 2005-06

37 - Roman Josi (14g-26a), 2021-22

35 - Marek Zidlicky (9g-26a), 2003-04

BY ROOKIE:

19 - Filip Forsberg (6g-13a), 2014-15
13 - Craig Smith (6g-7a), 2011-12

12 - Eeli Tolvanen (6g-6a), 2020-21

- Adam Hall (8g-4a), 2002-03

MOST SHORTHANDED GOALS

4 - Austin Watson, 2017-18

- Greg Johnson, 2005-06

- Greg Johnson, 2003-04

- Steve Sullivan, 2005-06

MOST SHORTHANDED POINTS

6 - Greg Johnson (4g-2a), 2003-04

5 - Austin Watson (4g-1a), 2017-18

- Jerred Smithson (2g-3a), 2007-08

- Scott Walker (3g-2a), 2003-04

- Scott Walker (3g-2a), 2000-01

SHOTS

MOST SHOTS

281 - Roman Josi, 2021-22

275 - Patric Hornqvist, 2009-10

274 - Roman Josi, 2018-19

BY DEFENSEMAN:

281 - Roman Josi, 2021-22
274 - Roman Josi, 2018-19

260 - Roman Josi, 2019-20

BY ROOKIE:

237 - Filip Forsberg, 2014-15
172 - Craig Smith, 2011-12

146 - Adam Hall, 2002-03

PLUS/MINUS

HIGHEST PLUS/MINUS

+27 - Nick Bonino, 2018-19

- Mattias Ekholm, 2018-19

- Filip Forsberg, 2017-18

- James Neal, 2015-16

+26 - Alexandre Carrier, 2021-22

- Ryan Ellis, 2017-18

- Roman Josi, 2017-18

- Mattias Ekholm, 2017-18

+25 - Ryan Ellis, 2017-18

- Mattias Ekholm, 2017-18

+25 - Mattias Ekholm, 2017-18

+26 - Alexandre Carrier, 2021-22

+19 - Alexander Radulov, 2006-07

+15 - Filip Forsberg, 2014-15

- Cody Franson, 2009-10

PENALTY MINUTES

MOST PENALTY MINUTES

242 - Patrick Cote, 1998-99

218 - Denny Lambert, 1998-99

166 - Rich Clune, 2013-14

BY DEFENSEMAN:

151 - Mark Borowiecki, 2021-22
140 - Drake Berehowsky, 1998-99

137 - Bob Boughner, 1998-



INDIVIDUAL RECORDS – SEASON

GOALTENDING

MOST GAMES PLAYED

73	- Pekka Rinne, 2011-12 (led NHL)
	- Tomas Vokoun, 2003-04
69	- Tomas Vokoun, 2002-03

BY ROOKIE:

52	- Pekka Rinne, 2008-09
37	- Tomas Vokoun, 1998-99
26	- Juuse Saros, 2017-18

MOST CONSECUTIVE GAMES PLAYED

38	- Tomas Vokoun, 1/16/03-4/6/03
30	- Pekka Rinne, 2/10/13-4/9/13
22	- Chris Mason, 11/23/06-1/6/07

MOST CONSECUTIVE STARTS

38	- Tomas Vokoun, 1/16/03-4/6/03
25	- Pekka Rinne, 2/19/13-4/9/13
21	- Chris Mason, 11/25/06-1/6/07
	- Tomas Vokoun, 11/24/03-1/6/04

MOST MINUTES PLAYED

4221	- Tomas Vokoun, 2003-04
4169	- Pekka Rinne, 2011-12
3974	- Tomas Vokoun, 2002-03

BY ROOKIE:

2999	- Pekka Rinne, 2008-09
1954	- Tomas Vokoun, 1998-99
1131	- Anders Lindback, 2010-11

MOST WINS

43	- Pekka Rinne, 2011-12 (led NHL)
42	- Pekka Rinne, 2017-18
41	- Pekka Rinne, 2014-15

BY ROOKIE:

29	- Pekka Rinne, 2008-09
12	- Tomas Vokoun, 1998-99
11	- Juuse Saros, 2017-18
	- Anders Lindback, 2010-11

MOST CONSECUTIVE WINS

11	- Pekka Rinne, 2/19/18-3/19/18
	- Pekka Rinne, 1/1/12-2/4/12
7	- Pekka Rinne, 11/12/09-11/25/09
	- Tomas Vokoun, 10/5/05-10/25/05
	- Tomas Vokoun, 11/2/03-12/4/03

MOST CONSECUTIVE GAMES UNEATEN

11	- Pekka Rinne (11-0-0), 2/19/18-3/19/18
	- Pekka Rinne (11-0-0), 1/1/12-2/4/12

MOST LOSSES

31	- Tomas Vokoun, 2002-03
29	- Tomas Vokoun, 2003-04
27	- Mike Dunham, 1999-00

MOST CONSECUTIVE LOSSES

8	- Chris Mason, 2/9/13-4/27/13
7	- Pekka Rinne, 4/13-4/19/13
	- Chris Mason, 10/10/07-10/30/07

MOST TIES

11	- Tomas Vokoun, 2002-03
10	- Tomas Vokoun, 2003-04
9	- Mike Dunham, 2001-02

MOST GOALS ALLOWED

178	- Tomas Vokoun, 2003-04
173	- Juuse Saros, 2021-22
166	- Pekka Rinne, 2011-12

LOWEST GOALS-AGAINST AVERAGE (min. 26 GP)

2.12	- Pekka Rinne, 2010-11
2.18	- Pekka Rinne, 2014-15
2.20	- Tomas Vokoun, 2002-03

BY ROOKIE:

2.38	- Pekka Rinne, 2008-09
2.44	- Juuse Saros, 2017-18
2.95	- Tomas Vokoun, 1998-99

HIGHEST SAVE PERCENTAGE (min. 26 GP)

.930	- Pekka Rinne, 2010-11
.927	- Juuse Saros, 2020-21
	- Pekka Rinne, 2017-18
	- Juuse Saros, 2017-18
.925	- Chris Mason, 2006-07

BY ROOKIE:

.925	- Juuse Saros, 2017-18
.917	- Pekka Rinne, 2008-09
.908	- Tomas Vokoun, 1998-99

MOST SHUTOUTS

8	- Pekka Rinne, 2017-18 (led NHL)
7	- Pekka Rinne, 2009-10
	- Pekka Rinne, 2008-09
6	- Pekka Rinne, 2010-11
	- Dan Ellis, 2007-08

BY ROOKIE:

7	- Pekka Rinne, 2008-09
3	- Juuse Saros, 2017-18
2	- Marek Mazanec, 2013-14
	- Anders Lindback, 2010-11

LONGEST SHUTOUT STREAK

233:39	- Dan Ellis, 3/22/08-3/24/08
181:07	- Juuse Saros, 3/3/20-3/10/20
155:06	- Pekka Rinne, 2/12/13-2/16/13

MOST GOALS

1	- Pekka Rinne, 2019-20
	- Chris Mason, 2005-06

MOST ASSISTS

5	- Pekka Rinne, 2011-12
3	- Juuse Saros, 2017-18
2	- six times, last: Pekka Rinne, 2019-20

MOST POINTS

5	- Pekka Rinne (5x), 2011-12
3	- Pekka Rinne (11x), 2019-20
	- Juuse Saros (3x), 2017-18

MOST PENALTY MINUTES

35	- Tomas Vokoun, 2003-04
28	- Tomas Vokoun, 2002-03
26	- Tomas Vokoun, 2005-06



Pekka Rinne holds nearly every franchise goaltending record, including games played (683), wins (369) and shutouts (60).



INDIVIDUAL RECORDS – GAME

GOALS

MOST GOALS

- 4 - Filip Forsberg, 11/30/21 vs. CBJ
- Rocco Grimaldi, 3/25/21 vs. DET
- Eric Nystrom, 1/24/14 at CGY

3 - 40 times, last: Matt Duchene, 11/20/21 at MTL

BY DEFENSEMAN:
3 - Shea Weber, 12/15/15 at DET

BY GOALTENDER:
1 - Pekka Rinne, 1/19/20 at CHI

- Chris Mason, 4/15/06 vs. PHX

MOST GOALS AGAINST

- 4 - Leon Draisaitl, 3/2/20 vs. EDM

ASSISTS

MOST ASSISTS

- 5 - Roman Josi, 2/17/18 at WPG

- Marek Zidlicky, 2/18/04 vs. SJS

4 - seven times, last: Roman Josi, 3/5/22 at SJS

BY DEFENSEMAN:

- 5 - Roman Josi, 2/17/18 at WPG

- Marek Zidlicky, 2/18/04 vs. SJS

- Roman Josi, 3/5/22 at SJS

- Dan Hamhuis, 3/4/04 at PIT

BY ROOKIE:

- 4 - Dan Hamhuis, 3/4/04 at PIT

- 3 - Philip Tomasino, 3/5/22 at SJS

- Tommy Novak, 10/23/21 at WPG

- Craig Smith, 12/11/11 at VAN

- Cal O'Reilly, 2/6/10 vs. SJS

- Alexander Radulov, 12/23/06 vs. LAK

BY GOALTENDER:

- 1 - 34 times, last: Pekka Rinne, 3/15/21 at TBL

MOST ASSISTS BY OPPONENTS

- 5 - Jack Eichel, 3/31/18 vs. BUF

- Peter Forsberg, 1/1/03 vs. COL

- Wayne Gretzky, 2/15/99 vs. NYR

- 4 - 13 times, last: Connor McDavid, 3/2/20 vs. EDM

POINTS

MOST POINTS

- 5 - Filip Forsberg (2g-3a), 3/2/22 at ANA

- Filip Forsberg (2g-3a), 2/4/21 at FLA

- Roman Josi (5a), 2/27/18 at WPG

- J-P Dumont (1g-4a), 10/22/09 at OTT

- Dan Hamhuis (1g-4a), 3/4/04 at PIT

- Marek Zidlicky (5a), 2/18/04 vs. SJS

- 4 - 48 times, last: Roman Josi (2g-2a), 3/13/22 at MIN

BY DEFENSEMAN:

- 5 - Roman Josi (5a), 2/27/18 at WPG

- Dan Hamhuis (1g-4a), 3/4/04 at PIT

- Marek Zidlicky (5a), 2/18/04 vs. SJS

- 4 - seven times, last: Roman Josi (2g-2a), 3/13/22 at MIN

BY ROOKIE:

- 5 - Dan Hamhuis (1g-4a), 3/4/04 at PIT

- 19 times, last: Philip Tomasino (1g-2a), 4/5/22 vs. MIN

BY ROOKIE IN NHL DEBUT:

- 1 - 16 times, last: Samuel Girard (1a), 10/10/17 vs. Philadelphia

MOST POINTS BY OPPONENT

- 6 - Peter Forsberg (1g-5a), 1/1/03 vs. Colorado

- 5 - Blake Wheeler (2g-3a), 2/12/22 vs. WPG

- Jonathan Huberdeau (2g-3a), 4/27/21 vs. FLA

- Jonathan Huberdeau (3g-2a), 2/4/21 at FLA

- Leon Draisaitl (4g-1a), 3/2/20 vs. EDM

- Connor McDavid (1g-4a), 3/2/20 vs. EDM

- Jack Eichel (5a), 3/31/18 vs. BUF

- Milan Hejduk (2g-3a), 1/1/03 vs. COL

- Wayne Gretzky (5a), 2/15/99 vs. NYR

SPECIAL TEAMS

MOST POWER-PLAY GOALS

- 3 - Shea Weber, 12/15/15 at DET

- Steve Sullivan, 2/18/04 vs. SJS

- 2 - 42 times, last: Filip Forsberg, 4/26/21 vs. CGY

MOST POWER-PLAY GOALS AGAINST

- 3 - Tomas Holmstrom, 2/24/07 vs. DET

- 2 - 43 times, last: Leon Draisaitl, 4/14/22 vs. EDM

MOST SHORTHANDED GOALS

- 2 - Calle Jankrok, 10/31/19 vs. CGY

- Scott Nichol, 1/19/08 at STL

MOST SHORTHANDED GOALS AGAINST

- 1 - 138 times, last: Darrell Nurse, 4/14/22 vs. EDM

SHOTS

MOST SHOTS

- 14 - Patric Hornqvist, 12/28/10 vs. DAL

- Patric Hornqvist, 2/18/18 vs. BOS

- Jason Arnott, 12/4/07 at TOR

- Craig Smith, 12/29/17 at MIN

- Steve Sullivan, 1/14/09 vs. MTL

BY DEFENSEMAN:

- 10 - Roman Josi, 4/12/22 vs. SJS

- Roman Josi, 11/3/18 vs. BOS

- Shea Weber, 12/10 vs. ANA

- Shea Weber, 2/2/10 vs. VAN

- 9 - six times, last: Roman Josi, 1/15/22 at BOS

- 8 - 17 times, last: Matias Ekholm, 2/4/21 at FLA

BY ROOKIE:

- 9 - Filip Forsberg, 2/28/15 vs. FLA

- Adam Hall, 1/1/03 vs. COL

- 8 - Kevin Fiala, 12/29/16 vs. CHI

- Viktor Arvidsson, 3/8/16 at WPG

- Filip Forsberg, 11/2/14 at VAN

- 7 - five times, last: Kevin Fiala, 12/3/16 vs. NJD

MOST SHOTS BY OPPONENT

- 11 - Jeff Carter, 3/16/10 vs. PHI

PENALTY MINUTES

MOST PENALTY MINUTES

- 35 - Jeremy Stevenson, 10/25/05 vs. CHI

- 27 - Scott Nichol, 12/21/06 vs. BUF

- Darcy Hordichuk, 11/24/05 vs. LAK

BY DEFENSEMAN:

- 25 - Greg de Vries, 3/6/08 at VAN

- 22 - Jamie Allison, 10/25/05 vs. CHI

- 20 - Mark Borowicki, 11/31/21 vs. ARI

BY ROOKIE:

- 19 - Marian Cisar, 1/29/01 at Phoenix

- five times, last: Mathieu Olivier, 4/8/21 at DET

MOST PENALTY MINUTES BY OPPONENT

- 34 - Krzysztof Oliwa, 3/20/04 at CGY

- Steve Yzerman, 10/30/03 vs. DET

- Kevin Bleksa, 3/6/08 at VAN

- 30 - Kirk Maltby, 10/30/03 vs. DET

GOALTENDING

MOST SAVES

- 54 - Dan Ellis, 1/11/08 at SJS

- 52 - Mike Dunham, 10/21/98 at DET

- 50 - Tomas Vokoun, 12/23/98 vs. DET

MOST GOALS ALLOWED

- 8 - Pekka Rinne, 3/2/20 vs. EDM

MOST PENALTY MINUTES

- 17 - Tomas Vokoun, 3/20/04 at CGY

- 14 - Tomas Vokoun, 1/16/03 at CGY

- 12 - Tomas Vokoun, 1/13/06 at CAR

MOST SAVES BY OPPONENT

- 53 - Carey Price, 11/14/09 vs. MTL

- 51 - Steve Shields, 10/14/99 vs. SJS

- 49 - Anton Khudobin, 12/27/18 at DAL

- Robert Luongo, 2/21/08 vs. VAN



Filip Forsberg is the only player in franchise history to record multiple five-point games.



Rocco Grimaldi scored four goals on March 25, 2021 vs. Detroit, tying the single-game team record.



Dan Ellis stopped 52 shots, a franchise record, on Nov. 11, 2008 at San Jose.



INDIVIDUAL RECORDS – PERIOD

GOALS

MOST GOALS

- 3 - Matt Duchene, 11/20/21 in 3rd at MTL
 - Rocco Grimaldi, 3/25/21 in 1st vs. DET
 - Filip Forsberg, 2/21/17 in 2nd vs. CGY
 - Filip Forsberg, 2/27/16 in 2nd vs. STL
 - Steve Sullivan, 12/14/06 in 2nd vs. OTT
 - Rob Valicewic, 11/10/99 in 1st at CHI

MOST GOALS BY OPPONENT

- 3 - five times, last: Emil Bemstrom, 5/3/21 in 3rd at CBJ

ASSISTS

MOST ASSISTS

- 3 - 15 times, last: Roman Josi, 3/19/22 in 3rd vs. TOR

MOST ASSISTS BY OPPONENT

- 4 - Jack Eichel, 3/31/16 in 2nd vs. BUF
 - Rottislaw Klesla, 3/28/13 in 1st vs. PHX
 - Paul Kariya, 12/16/98 in 2nd at ANA

POINTS

MOST POINTS

- 4 - Filip Forsberg (2g-2a), 3/21/22 at ANA

MOST POINTS BY OPPONENT

- 4 - Jack Eichel (4a), 3/31/16 in 2nd vs. BUF
 - Rottislaw Klesla (4a), 3/28/13 in 1st vs. PHX
 - Joe Pavelski (2g-2a), 3/10/10 in 3rd at SJS
 - Paul Kariya (4a), 12/16/98 in 2nd at ANA

SPECIAL TEAMS

MOST POWER-PLAY GOALS

- 2 - 12 times, last: Matt Duchene, 3/21/22 in 3rd at ANA

MOST POWER-PLAY GOALS AGAINST

- 2 - 10 times, last: Andrei Svechnikov, 2/18/22 in 3rd at CAR

MOST SHORTHANDED GOALS

- 2 - Calle Jarnkrok, 10/31/19 in 2nd vs. CGY
 - Scott Nichol, 1/19/08 in 2nd at STL

MOST SHORTHANDED GOALS AGAINST

- 1 - 133 times, last: Darrell Nurse, 4/14/22 in 2nd vs. EDM

SHOTS

MOST SHOTS

- 8 - Patric Hornqvist, 2/18/13 in 3rd at COL

MOST SHOTS AGAINST

- 7 - five times, last: Nathan MacKinnon, 11/17/19 in 1st at COL

PENALTY MINUTES

MOST PENALTY MINUTES

- 30 - Jeremy Stevenson, 10/25/05 in 3rd vs. CHI
 27 - Scott Nichol, 12/21/06 in 3rd vs. BUF
 - Darcy Hordichuk, 11/24/05 in 3rd vs. LAK
 25 - Cody McLeod, 3/27/17 in 3rd at BOS

MOST PENALTY MINUTES BY OPPONENT

- 34 - Krzysztof Oliwa, 3/20/04 in 3rd at CGY
 32 - Kevin Bieksa, 3/6/08 in 3rd at VAN
 29 - Duncan Keith, 12/18/10 in 1st vs. CHI

GOALTENDING

MOST SAVES

- 27 - Mike Dunham, 10/21/98 in 2nd at DET
 25 - Pekka Rinne, 2/10/09 in 1st vs. DET
 23 - Jussi Saros, 4/11/21 in 1st at CAR
 - Jussi Saros, 2/16/19 in 2nd at VGK

MOST SAVES BY OPPONENT

- 25 - Juonas Korpišalo, 3/26/16 in 1st vs. CBJ
 23 - Carey Price, 11/14/09 in 1st vs. MTL
 22 - Anton Forsberg, 1/30/18 in 3rd vs. CHI
 - Jussi Markkanen, 2/28/04 in 2nd vs. NYR

MOST GOALS ALLOWED

- 5 - Jussi Saros, 1/22/21 in 2nd at DAL
 - Pekka Rinne, 3/2/20 in 3rd vs. EDM
 - Pekka Rinne, 3/31/18 in 2nd vs. BUF
 - Pekka Rinne, 10/22/09 in 3rd at OTT



Matt Duchene became the fifth player in team history to score three goals in a period when he did so in the third on Nov. 20, 2021 at Montreal.



Pekka Rinne's 25 saves in the first period vs. Detroit on Feb. 10, 2009 are the most in a single period by a Preds goaltender on home ice.



PLAYOFFS



STANLEY CUP PLAYOFFS NOTES



POSTSEASON STREAK HITS EIGHT

- The Nashville Predators qualified for the postseason for the eighth consecutive season, extending the longest streak in franchise history. It was the team's 15th postseason appearance in its 24-season history.
- Nashville has enjoyed postseason hockey in every season since 2014-15, tied for the second-longest active streak (with Washington), trailing only Pittsburgh's run of 16 seasons.
- The Predators' 15 postseason appearances since 2004 - when they reached the playoffs for the first time - are the second-most among NHL teams in that time span.
- Predators GM David Poile qualified for the postseason for the 29th time as an NHL general manager (15 with Nashville, 14 with Washington), eclipsing longtime Detroit executive Jack Adams (28) for the most in League history.

INGRAM SHINES

- Predators goaltender Connor Ingram made 49 saves in his first career playoff start in Game 2.
- He became the first rookie goalie in Predators history to start in a postseason game.
- Ingram's 49 saves were tied for the most by a goalie making his first playoff start in the last 10 years with Columbus' Elvis Merzlikins (2020).
- It was tied for the fourth-most saves by a Predators goalie in a playoff game in team history, trailing only Juuse Saros' 52 and 58 in 2021 and Dan Ellis' 52 in 2008.
- Ingram, who entered in relief of David Rittich in Game 1, stopped 79 of 83 shots in Games 2-3 against Colorado.
- He became the seventh goalie in Predators history to start a playoff game.
- He was the first goalie other than Saros or Pekka Rinne to appear in two playoff games in the same season since Ellis in 2010.

DUTCHY DOES IT

- Matt Duchene led the Predators in points (4) and shared the team lead in goals (3) during the 2022 postseason.
- Duchene scored twice in Game 1 at Colorado for his first career multi-goal playoff game. It was the 29th multi-goal game in Predators playoff history and the first since Yakov Trenin in Game 5 of the 2021 First Round at Carolina (2g).
- He tallied a point in three of Nashville's four games, adding a goal in Game 3 and an assist in Game 4.

CARRIER'S HELPERS

- Alexandre Carrier tied for the Predators lead in assists with three in four games. His three assists were tied for the most by a rookie in Predators postseason history.
- He tallied two helpers in Game 3 to become the third rookie in Predators history to record at least two assists in a postseason game, joining Pontus Aberg (2017) and Dan Hamhuis (2004).

QUICK HITS

- Roman Josi extended his lead on the team's all-time postseason games played list, reaching 85. He also moved into a tie for first in assists (31) in Predators playoff history.
- Filip Forsberg scored in Game 4 to give him 29 goals and 53 points in his postseason career, both the most in team history.
- Yakov Trenin scored twice in Game 4 and tied Matt Duchene for the team lead in playoff goals with three.
- The Predators dished out 59 hits in Game 1 at Colorado, the second-most in a playoff game in team history and their most since Game 4 of the 2015 Western Conference First Round at Chicago (66).
- Nashville and Colorado combined for six power-play goals in Game 3, the most in a postseason contest since Game 4 of the 2012 Eastern Conference Quarterfinals between Pittsburgh (4) and Philadelphia (3).



2022 STANLEY CUP PLAYOFFS FIRST ROUND



NASHVILLE PREDATORS VS. COLORADO AVALANCHE | FIRST ROUND



Game 1 - Nashville 2 at Colorado 7 (May 3)

Matt Duchene scored twice, but the Nashville Predators fell to the Colorado Avalanche by a 7-2 final in Game 1 at Ball Arena. Colorado scored five times in the first period, and although the Predators settled in as the game went along, they know their effort to start Game 1 didn't yield the desired result. Goals from Nathan MacKinnon, Devon Toews, Andrew Cogliano, Cale Makar and Artturi Lehkonen gave the Avalanche a five-goal lead after 20 minutes of play, a result that saw Preds goaltender Connor Ingram take over for David Ritchie before the opening period was out. Gabriel Landeskog made it 6-0 before Duchene capitalized on the power play at 18:40 of the second stanza. MacKinnon got his second of the night early in the third before Duchene finished off the scoring by beating Avalanche goaltender Darcy Kuemper on a breakaway before Game 1 was done.

Game 2 (OT) - Nashville 1 at Colorado 2 (May 5)

Connor Ingram made 49 saves, but the Nashville Predators fell to the Colorado Avalanche in overtime by a 2-1 final in Game 2 at Ball Arena. Yakov Trenin scored the lone goal for the Predators on the night, and Ingram, who made the first postseason start of his career, produced one of the more epic playoff performances from a Nashville goaltender in franchise history. But ultimately, the Preds were unable to tally for a second time, and the visitors were left with a result they were hoping to avoid before heading home. Nathan MacKinnon gave Colorado a 1-0 lead when he beat Ingram short side just over five minutes into Game 2, but before the opening period was out, Trenin converted on a 2-on-1 and snapped a shot past Darcy Kuemper for his first of the postseason to even the score. Both clubs traded chances in the second stanza, and Ingram made 21 saves in the period for the Preds, and then Nashville's netminder stopped 13 more Avalanche shots in the final frame to single handedly lead his club to overtime. Ingram then made eight more saves in the extra session, but at 8:31 of OT, Cale Makar's shot found a way into the twine to send the Predators home without a win through two games to start the series.

Game 3 - Colorado 7 at Nashville 3 (May 7)

Nashville and Colorado combined for six power-play goals in Game 3, but it was the Predators who fell to the Avalanche by a 7-3 final at Bridgestone Arena. Matt Duchene, Eeli Tolvanen and Roman Josi all tallied for Nashville in Game 3, but four of Colorado's seven goals came with the man advantage as the series shifted back to Tennessee. The Predators say their 5-on-5 play was the best they've seen in the series, but the Avalanche took advantage of their chances to ultimately hand the Preds their third loss in as many tries. Colorado had a 2-0 lead in the game's first 16 minutes with a pair of power-play goals, but the Preds got on the board before the opening period was out courtesy of Duchene picking a corner on Avalanche goaltender Darcy

Kuemper to bring Nashville to within one goal. Then, late in the period, Kuemper caught an inadvertent stick through a hole in his mask and left the game with backup netminder Pavel Francouz taking over less than six minutes into the second stanza, the Preds got their first man-advantage tally of the afternoon when Tolvanen converted from the left circle, and after the Avalanche took a 3-2 lead, Josi blasted a shot from the blue line that beat Francouz on the power play to tie the score at 3-3. But the Avalanche regained the lead just over a minute later, and Nashville's challenge on the play for goaltender interference was unsuccessful. That led to another power-play goal for Colorado to give them a 5-3 advantage after 40 minutes of play. Colorado added two more in the third period - and their seventh went into an empty net - as Predators goaltender Connor Ingram made 35 more saves in a Game 3 that didn't go the home team's way.

Game 4 - Colorado 5 at Nashville 3 (May 9)

Nashville's run in the postseason came to an end in Game 4. Yakov Trenin tallied twice, and Filip Forsberg scored his first of the playoffs, but the Predators ultimately fell to the Colorado Avalanche by a 5-3 final in Game 4 at Bridgestone Arena. The result saw the Avs sweep the Preds and win the series by a 4-0 count to bring a conclusion to Nashville's campaign. Goaltender Connor Ingram made 33 saves in net for the Predators, and Nashville played their best game of the series in what turned out to be their final outing, but it wasn't enough against a Colorado team that handed the Preds their first sweep in franchise history and ultimately won the Stanley Cup. Colorado got the game's first goal less than two minutes into the contest when Andre Burakovsky's shot beat Ingram top shelf, but before the opening period was out, Trenin potted his first of the night to even the score. Cale Makar gave the Avalanche the lead once more over halfway through the second stanza when his shot from the point found its way through traffic, but again, Trenin found twine and tied the game before the middle frame was complete. Forsberg gave the Preds their first lead of the series when he tapped home a feed from Ekholm in tight early in the third period, but that proved to be Nashville's last goal of the night. Devon Toews tied the game soon after, and Valeri Nichushkin scored what proved to be the game-winner before Nathan MacKinnon sealed the series with an empty-netter as the Predators tried to push with the extra attacker.



2022 STANLEY CUP PLAYOFFS FIRST ROUND



NASHVILLE PREDATORS VS. COLORADO AVALANCHE | FIRST ROUND



at NASHVILLE

DATE	SCORE	GAME-WINNING GOAL
5/7/22	COL 7 at NSH 3	Gabriel Landeskog
5/9/22	COL 5 at NSH 3	Valeri Nichushkin

GOALS BY PERIOD

TEAM	1st	2nd	3rd	OT	TOTAL
Nashville	3	4	2	0	9
Colorado	9	5	6	1	21

INDIVIDUAL SCORING

PREDATORS

PLAYER	GP	G	A	P	+/-	PIM	PP	SH
Matt Duchene	4	3	1	4	1	0	1	0
Yakov Trenin	4	3	0	3	-1	4	0	0
Alexandre Carrier	4	0	3	3	-1	2	0	0
Mikael Granlund	4	0	3	3	-1	0	0	0
Roman Josi	4	1	1	2	-3	0	1	0
Mattias Ekholm	4	0	2	2	-2	0	0	0
Ryan Johansen	4	0	2	2	-2	2	0	0
Colton Sissons	4	0	2	2	-1	0	0	0
Eeli Tolvanen	3	1	0	1	-2	2	1	0
Filip Forsberg	4	1	0	1	-1	6	0	0
Matt Benning	3	0	1	1	-2	0	0	0
Tanner Jeannot	4	0	1	1	-4	0	0	0
Luke Kunin	4	0	1	1	-2	4	0	0
Mike McCarron	2	0	0	0	-3	2	0	0
Cody Glass	2	0	0	0	0	0	0	0
Mark Borowiecki	2	0	0	0	-1	0	0	0
Jeremy Lauzon	3	0	0	0	-3	2	0	0
Mathieu Olivier	3	0	0	0	-3	12	0	0
Philip Tomasino	3	0	0	0	-2	12	0	0
Nick Cousins	3	0	0	0	-4	0	0	0
Dante Fabbro	4	0	0	0	-4	4	0	0

Power Play: 3-13 (23.1%) | Penalty Kill: 9-16 (56.3%)

at COLORADO

DATE	SCORE	GAME-WINNING GOAL
5/3/22	NSH 2 at COL 7	Andrew Cogliano
5/5/22	NSH 1 at COL 2 (OT)	Cale Makar

SHOTS BY PERIOD

TEAM	1st	2nd	3rd	OT	TOTAL
Nashville	34	38	34	6	112
Colorado	49	62	56	9	176

AVALANCHE

PLAYER	GP	G	A	P	+/-	PIM	PP	SH
Cale Makar	4	3	7	10	4	4	0	0
Nathan MacKinnon	4	5	1	6	3	2	3	0
Gabriel Landeskog	4	3	3	6	1	2	2	0
Devon Toews	4	3	2	5	5	2	0	0
Mikko Rantanen	4	0	5	5	2	0	0	0
Valeri Nichushkin	4	2	1	3	3	2	0	0
Nazem Kadri	4	1	2	3	3	4	1	0
Andre Burakovsky	4	1	2	3	3	2	0	0
Erik Johnson	4	0	3	3	6	0	0	0
Artturi Lehkonen	4	2	0	2	1	10	1	0
Samuel Girard	4	0	2	2	-2	0	0	0
J.T. Compher	4	0	2	2	-1	0	0	0
Andrew Cogliano	1	1	0	1	1	0	0	1
Josh Manson	4	0	1	1	-1	4	0	0
Bowen Byram	4	0	1	1	4	6	0	0
Nico Sturm	4	0	1	1	1	0	0	0
Logan O'Connor	3	0	0	0	2	0	0	0
Nicolas Aube-Kubel	4	0	0	0	3	0	0	0
Darren Helm	4	0	0	0	1	0	0	0

Power Play: 7-16 (43.8%) | Penalty Kill: 10-13 (76.9%)

GOALTENDING

PREDATORS

GOALTENDER	GP	MIN	W-L	GA	SA	SV	GAA	SV%
Connor Ingram	4	230	0-3	14	161	147	3.64	.913
David Rittich	1	15	0-1	5	13	8	19.91	.615

AVALANCHE

GOALTENDER	GP	MIN	W-L	GA	SA	SV	GAA	SV%
Darcy Kuemper	3	147	2-0	4	61	57	1.63	.932
Pavel Francouz	2	100	2-0	5	51	46	2.97	.902



2022 PLAYER GAME-BY-GAME STATS

DATE	OPP.	#3 LAUZON	#5 BENNING	#8 GLASS	#9 FORSBERG	#10 SISSONS	#11 KUNIN	#13 TRENN
May 3	@COL	INJ	0-12/0 15:22	MIL	0-0-2/1 16:26	0-0-2/1 15:38	0-0-0/2 14:32	0-0-0/0 14:52
May 5	@COL	0-0-1/1 21:34	DNP	MIL	0-0-6/0 23:39	0-0-1/0 18:29	0-0-1/0 12:32	1-0-4/0 15:40
May 7	COL	0-0-0/1 15:05	0-0-0/2 13:24	0-0-0/0 11:48	0-0-1/0 18:57	0-0-1/1 15:37	0-1/0 12:51	0-0-2/1 14:46
May 9	COL	0-0-1/1 14:28	0-0-2/0 14:45	0-0-0/0 7:51	1-0-4/0 21:20	0-2-2/1 14:45	0-0-0/0 12:57	2-0-4/1 15:31

DATE	OPP.	#14 EKHOLM	#21 COUSINS	#25 OLIVIER	#26 TOMASINO	#28 TOLVANEN	#45 CARRIER	#47 McCARRON
May 3	@COL	0-0-0/3 22:09	0-0-0/1 10:09	0-0-2/1 8:17	0-0-0/1 11:42	DNP	0-0-0/3 21:56	0-0-4/1 12:23
May 5	@COL	0-0-1/0 25:23	0-0-0/2 11:18	0-0-0/1 9:03	DNP	0-0-1/0 13:22	0-1/1 25:05	0-0-1/2 10:13
May 7	COL	0-1-4/0 21:49	DNP	0-0-0/1 7:58	0-0-0/1 12:30	1-0-2/1 11:26	0-2-3/0 21:34	DNP
May 9	COL	0-1-3/0 21:56	0-0-0/1 15:38	DNP	0-0-0/0 7:11	0-0-1/1 8:23	0-0-0/0 17:12	DNP

DATE	OPP.	#57 FABBRO	#59 JOSI	#64 GRANLUND	#84 JEANNOT	#90 BOROWIECKI	#92 JOHANSEN	#95 DUCHENE
May 3	@COL	0-0-2/1 18:27	0-0-5/1 24:03	0-2-2/0 19:15	0-0-0/3 18:03	0-0-0/0 15:11	0-1/0/1 15:42	2-0-4/0 16:06
May 5	@COL	0-0-0/1 18:55	0-1-4/0 27:52	0-0-3/0 24:13	0-0-1/0 20:15	0-0-1/1 16:23	0-0-0/0 18:07	0-0-0/0 22:31
May 7	COL	0-0-0/1 21:27	1-0-4/1 24:46	0-1-2/0 20:18	0-0-4/1 15:55	INJ	0-1-2/0 16:41	1-0-4/0 20:35
May 9	COL	0-0-2/1 19:52	0-0-8/1 27:32	0-0-3/1 23:42	0-1-0/0 14:14	INJ	0-0-0/1 17:08	0-1-0/1 23:41

DATE	OPP.	#33 RITTICH	#39 INGRAM	#74 SAROS
May 3	@COL	5/13 L 15:04	2/32 44:56	INJ
May 5	@COL	DNP	2/51 L 68:31	INJ
May 7	COL	DNP	6/41 L 57:59	INJ
May 9	COL	DNP	4/37 L 59:25	INJ

Skaters: Goals-Assists (Game Winning or Game Tying), Shots / (+/-), TOI

Goalies: Goals Allowed/Shots, Decision, Minutes Played

DNP = Did Not Play; INJ = Injured; ILL = Illness; MIL = Milwaukee (AHL)





2022 FINAL SCORING

POS.	#	PLAYER	GP	TOI/G	G	A	PTS	+/-	PIM	PPG	SHG	GWG	S	S%	FO	FO%	H	BS
RW	95	Matt Duchene	4	20:43	3	1	4	1	0	1	0	0	8	37.5%	1-5	20.0%	9	3
LW	13	Yakov Trenin	4	15:12	3	0	3	-1	4	0	0	0	10	30.0%	1-1	100%	16	1
D	45	Alexandre Carrier*	4	21:21	0	3	3	-1	2	0	0	0	4	0.0%	0-0	0.0%	17	13
C	64	Mikael Granlund	4	21:52	0	3	3	-1	0	0	0	0	10	0.0%	43-84	51.2%	9	5
D	59	Roman Josi	4	26:03	1	1	2	-3	0	1	0	0	21	4.8%	0-0	0.0%	7	10
C	10	Colton Sissons	4	16:07	0	2	2	-1	0	0	0	0	6	0.0%	36-72	50.0%	18	2
D	14	Mattias Ekholm	4	13:69.25	0	2	2	-2	0	0	0	0	8	0.0%	0-0	0.0%	11	8
C	92	Ryan Johansen	4	22:49	0	2	2	-2	2	0	0	0	2	0.0%	36-69	52.2%	11	0
LW	28	Eeli Tolvanen	3	11:03	1	0	1	-2	2	1	0	0	4	25.0%	0-0	0.0%	5	4
LW	9	Filip Forsberg	4	20:05	1	0	1	-1	6	0	0	0	13	7.7%	0-0	0.0%	8	6
D	5	Matt Benning	3	14:30	0	1	1	-2	0	0	0	0	4	0.0%	0-0	0.0%	10	1
RW	11	Luke Kunin	4	13:13	0	1	1	-2	4	0	0	0	2	0.0%	0-0	0.0%	16	1
RW	84	Tanner Jeannot*	4	17:06	0	1	1	-4	0	0	0	0	5	0.0%	1-1	100%	16	7
C	47	Michael McCarron	2	11:18	0	0	0	-3	2	0	0	0	5	0.0%	5-14	35.7%	2	0
C	8	Cody Glass	2	9:49	0	0	0	0	0	0	0	0	1	0.0%	8-17	47.1%	4	0
D	90	Mark Borowiecki	2	15:47	0	0	0	-1	0	0	0	0	1	0.0%	0-0	0.0%	10	13
RW	26	Philip Tomasino*	3	10:27	0	0	0	-2	12	0	0	0	0	0.0%	0-0	0.0%	3	3
LW	21	Nick Cousins	3	12:21	0	0	0	-4	0	0	0	0	0	0.0%	0-1	0.0%	7	2
RW	25	Mathieu Olivier	3	8:26	0	0	0	-3	12	0	0	0	2	0.0%	0-0	0.0%	12	3
D	3	Jeremy Lauzon	3	17:02	0	0	0	-3	2	0	0	0	2	0.0%	0-0	0.0%	9	2
D	57	Dante Fabbro	4	19:40	0	0	0	-4	4	0	0	0	4	0.0%	0-0	0.0%	15	9

#	GOALTENDER	GP	GS	MINS	W	L	SO	SA	SV%	GAA	G	A	PIM
39	Connor Ingram*	4	3	230	0	3	0	161	.913	3.64	0	0	0
33	David Rittich	1	1	15	0	1	0	13	.5	19.91	0	0	0

* = rookie



2022 SCORING BREAKDOWN/MAN-GAMES LOST

SCORING BREAKDOWN

No.	PLAYER	HOME			ROAD			EVEN STRENGTH			POWER PLAY			SHORTHANDED			TOTAL		
		G	A	PTS	G	A	PTS	G	A	PTS	G	A	PTS	G	A	PTS	G	A	PTS
5	Matt Benning	0	1	1	0	0	0	0	1	1	0	0	0	0	0	0	0	1	1
9	Filip Forsberg	1	0	1	0	0	0	1	0	1	0	0	0	0	0	0	1	0	1
10	Colton Sissons	0	2	2	0	0	0	0	2	2	0	0	0	0	0	0	0	2	2
11	Luke Kunin	0	1	1	0	0	0	0	1	1	0	0	0	0	0	0	0	1	1
13	Yakov Trenin	2	0	2	1	0	1	3	0	3	0	0	0	0	0	0	3	0	3
14	Mattias Ekholm	0	2	2	0	0	0	0	1	1	0	1	1	0	0	0	0	2	2
28	Eeli Tolvanen	1	0	1	0	0	0	0	0	0	1	0	1	0	0	0	1	0	1
45	Alexandre Carrier	0	2	2	0	1	1	0	2	2	0	1	1	0	0	0	0	3	3
59	Roman Josi	1	0	1	0	1	1	0	1	1	1	0	1	0	0	0	1	1	2
64	Mikael Granlund	0	1	1	0	2	2	0	1	1	0	2	2	0	0	0	0	3	3
84	Tanner Jeannot	0	1	1	0	0	0	0	1	1	0	0	0	0	0	0	0	1	1
92	Ryan Johansen	0	1	1	0	1	1	0	0	0	0	2	2	0	0	0	0	2	2
95	Matt Duchene	1	1	2	2	0	2	2	1	3	1	0	1	0	0	0	3	1	4

RECORD WHEN SCORING

#	PLAYER	1st	2nd	3rd	OT	TOTAL	RECORD WHEN SCORING
9	Filip Forsberg	0	0	1	0	1	0-1
13	Yakov Trenin	2	1	0	0	3	0-2
28	Eeli Tolvanen	0	1	0	0	1	0-1
59	Roman Josi	0	1	0	0	1	0-1
95	Matt Duchene	1	1	1	0	3	0-2
Totals		3	4	2	0	9	0-4

MAN-GAMES LOST

PLAYER	REASON	DATES MISSED	GAMES MISSED
Juuse Saros	Lower Body	5/3 - 5/9	4
Jeremy Lauzon	Lower Body	5/3	1
Mark Borowiecki	Undisclosed	5/7 - 5/9	2
TOTAL MAN-GAMES LOST TO INJURY/ILLNESS			7
TOTAL MAN-GAMES LOST TO SUSPENSION			0
TOTAL MAN-GAMES LOST			7



2022 GAME NOTES/SITUATIONALS

SITUATIONAL STATS

Overall Record 0-4

Home Record 0-2

Road Record 0-2

Overtime Record 0-1

One-Goal Game Record 0-1

Two-Goal Game Record 0-1

Three-Goal Game Record 0-0

Scoring First 0-0

Opponent Scoring First 0-4

Leading After 1 Period 0-0

Trailing After 1 Period 0-2

Tied After 1 Period 0-2

Leading After 2 Periods 0-0

Trailing After 2 Periods 0-2

Tied After 2 Periods 0-2

Outshooting Opponent 0-0

Outshot by Opponent 0-4

Shots Even 0-0

1st Half of Back-to-Back 0-0

2nd Half of Back-to-Back 0-0

Evening Games 0-3

Afternoon Games 0-1

Weekday Games 0-3

Weekend Games 0-1

Sunday 0-0

Monday 0-1

Tuesday 0-1

Wednesday 0-0

Thursday 0-1

Friday 0-0

Saturday 0-1

GOALS BY PERIOD

	1st	2nd	3rd	OT	TOTAL	AVG.
PREDATORS	3	4	2	0	9	2.25
Avalanche	9	5	6	1	21	5.25

SHOTS BY PERIOD

	1st	2nd	3rd	OT	TOTAL	AVG.
PREDATORS	34	38	34	6	112	28.0
Avalanche	49	62	56	9	176	44.0

POWER PLAY

	GOALS	ATTEMPTS	%
Overall	3	13	23.1% (7th NHL)
Home	2	5	40.0% (1st NHL)
Road	1	8	12.5% (9th NHL)

1 SHORTHANDED GOAL ALLOWED (1-8th NHL)

PENALTY KILL

	GOALS ALLOWED	ATTEMPTS	%
Overall	7	16	56.3% (16th NHL)
Home	5	7	28.6% (16th NHL)
Road	2	9	77.8% (10th NHL)

0 SHORTHANDED GOALS SCORED (1-10th NHL)

PENALTIES

	PENALTY MINUTES	PIM/GAME
PREDATORS	56	14.0 (1-4th NHL)

SITUATIONAL GOALS FOR & AGAINST

	GOALS FOR	GOALS AGAINST
Six-on-Five	0	1
Five-on-Five	6	13
Five-on-Four	3	1
Five-on-Three	0	0
Four-on-Four	0	0
Four-on-Three	0	0
Three-on-Three	0	0
Three-on-Four	0	0
Three-on-Five	0	1
Four-on-Five	0	5
TOTALS	9	21

WHEN THE PREDATORS SCORE...

	W	L
0 Goals	0	0
1 Goal	0	1
2 Goals	0	1
3 Goals	0	2
4 Goals	0	0
5 Goals	0	0
6+ Goals	0	0
TOTALS	0	4

WHEN THE OPPOSITION SCORES...

	W	L
0 Goals	0	0
1 Goal	0	0
2 Goals	1	0
3 Goals	0	0
4 Goals	0	0
5 Goals	1	0
6+ Goals	2	0
TOTALS	4	0



2022 GOALS BREAKDOWN

PREDATORS' HAT TRICKS - 0

DATE	PLAYER	OPPONENT	GOALTENDER
NONE			

PREDATORS' PENALTY SHOTS - 0

DATE	PLAYER	OPPONENT	RESULT
NONE			

PREDATORS' EMPTY-NET GOALS - 0 (opponent pulls goalie in final 5 minutes: 0 times)

DATE	PLAYER	OPPONENT
NONE		

PREDATORS' EXTRA-ATTACKER GOALS in the final 5 minutes - 0

DATE	PLAYER	OPPONENT
NONE		

PREDATORS' SHORTHANDED GOALS - 0

DATE	PLAYER	OPPONENT
NONE		

OPPONENTS' HAT TRICKS - 0

DATE	PLAYER	OPPONENT	GOALTENDER
NONE			

OPPONENTS' PENALTY SHOTS - 0

DATE	PLAYER	OPPONENT	RESULT
NONE			

OPPONENTS' EMPTY-NET GOALS - 2 (Predators pull goalie in final 5 minutes: 2 times)

DATE	PLAYER	OPPONENT
5/7	Valeri Nichushkin	Colorado Avalanche
5/9	Nathan MacKinnon	Colorado Avalanche

OPPONENTS' EXTRA-ATTACKER GOALS in the final 5 minutes - 0

DATE	PLAYER	OPPONENT
NONE		

OPPONENTS' SHORTHANDED GOALS - 1

DATE	PLAYER	OPPONENT
5/3	Andrew Cogliano	at Colorado Avalanche





ALL-TIME PLAYOFF RESULTS

2004 WESTERN CONFERENCE QUARTERFINALS

DATE	GAME	W/L	SCORE	LOCATION	GOALIES*	GWG
4/7/04	1	L	3-1	at Detroit	VOKOUN/Legace	Holmstrom
4/10/04	2	L	2-1	at Detroit	VOKOUN/Legace	Schneider
4/11/04	3	W	3-1	at NASHVILLE	HALL	
4/13/04	4	W	3-0	at NASHVILLE	VOKOUN/Legace	SULLIVAN
4/15/04	5	L	4-1	at Detroit	VOKOUN/Joseph	Hull
4/17/04	6	L	2-0	at NASHVILLE	VOKOUN/Joseph	Whitney

Detroit wins series, 4-2

Leading Scorers Nashville - Hall (2g-1a), Hartnell (1g-2a), Johnson (1g-2a), York (3a)
Detroit - Lang (2g-4a)

2006 WESTERN CONFERENCE QUARTERFINALS

DATE	GAME	W/L	SCORE	LOCATION	GOALIES*	GWG
4/21/06	1	W	4-3	at NASHVILLE	MASON/Toskala	HALL
4/23/06	2	L	3-0	at NASHVILLE	MASON/Toskala	Cheechoo
4/25/06	3	L	4-1	at San Jose	MASON/Toskala	Bernier
4/27/06	4	L	5-4	at San Jose	MASON/Toskala	Marleau
4/30/06	5	L	2-1	at NASHVILLE	MASON/Toskala	Marleau

San Jose wins series, 4-1

Leading Scorers Nashville - Kariya (2g-5a)
San Jose - Marleau (7g-1a)

2007 WESTERN CONFERENCE QUARTERFINALS

DATE	GAME	W/L	SCORE	LOCATION	GOALIES*	GWG
4/11/07	1	L (2 OT)	5-4	at NASHVILLE	VOKOUN/Nabokov	Rissmiller
4/13/07	2	W	5-2	at NASHVILLE	VOKOUN/Nabokov	DUMONT
4/16/07	3	L	3-1	at San Jose	VOKOUN/Nabokov	Clove
4/18/07	4	L	3-2	at San Jose	VOKOUN/Nabokov	Michalek
4/20/07	5	L	3-2	at NASHVILLE	VOKOUN/Nabokov	Marleau

San Jose wins series, 4-1

Leading Scorers Nashville - Dumont (4g-2a)
San Jose - Marleau (3g-3a), Thornton (6a)

2008 WESTERN CONFERENCE QUARTERFINALS

DATE	GAME	W/L	SCORE	LOCATION	GOALIES*	GWG
4/10/08	1	L	3-1	at Detroit	ELLIS/Hasek	Zetterberg
4/12/08	2	L	4-2	at Detroit	ELLIS/Hasek	Draper
4/14/08	3	W	5-3	at NASHVILLE	ELLIS/Hasek	ARNOTT
4/16/08	4	W	3-2	at NASHVILLE	ELLIS/Hasek	de VRIES
4/18/08	5	L (OT)	2-1	at Detroit	ELLIS/Osgood	Franzen
4/20/08	6	L	3-0	at NASHVILLE	ELLIS/Osgood	Lidstrom

Detroit wins series, 4-2

Leading Scorers Nashville - Radulov (2g-2a), Erat (1g-3a), Weber (1g-3a)
Detroit - Datsyuk (3g-2a), Hudler (2g-3a), Kronwall (5a)

2010 WESTERN CONFERENCE QUARTERFINALS

DATE	GAME	W/L	SCORE	LOCATION	GOALIES*	GWG
4/6/10	1	W	4-1	at Chicago	RINNE/Niemi	DUMONT
4/8/10	2	L	2-0	at Chicago	RINNE/Niemi	Bolland
4/20/10	3	W	4-1	at NASHVILLE	RINNE/Niemi	LEGWAND
4/22/10	4	L	3-0	at NASHVILLE	RINNE/Niemi	Sharp
4/24/10	5	L (OT)	5-4	at Chicago	RINNE/Niemi	Hossa
4/26/10	6	L	5-3	at NASHVILLE	RINNE/Niemi	Toews

Chicago wins series, 4-2

Leading Scorers Nashville - Legwand (2g-5a)
Chicago - Toews (2g-6a)

2011 WESTERN CONFERENCE QUARTERFINALS

DATE	GAME	W/L	SCORE	LOCATION	GOALIES*	GWG
4/13/11	1	W	4-1	at Anaheim	RINNE/Ellis	SULLIVAN
4/15/11	2	L	5-3	at Anaheim	RINNE/Emery	Getzlaf
4/17/11	3	W	4-3	at NASHVILLE	RINNE/Emery	FISHER
4/20/11	4	L	6-3	at NASHVILLE	RINNE/Emery	Perry
4/22/11	5	W (OT)	4-3	at Anaheim	RINNE/Emery	SMITHSON
4/24/11	6	W	4-2	at NASHVILLE	RINNE/Emery	SPALING

Nashville wins series, 4-2

Leading Scorers Nashville - Fisher (3g-3a)
Anaheim - Perry (2g-6a)

2011 WESTERN CONFERENCE SEMIFINALS

DATE	GAME	W/L	SCORE	LOCATION	GOALIES*	GWG
4/28/11	1	L	1-0	at Vancouver	RINNE/Luongo	Higgins
4/30/11	2	W (2 OT)	2-1	at Vancouver	RINNE/Luongo	HALISCHUK
5/3/11	3	L (OT)	3-2	at NASHVILLE	RINNE/Luongo	Kesler
5/5/11	4	L	4-2	at NASHVILLE	RINNE/Luongo	Kesler
5/7/11	5	W	4-3	at Vancouver	RINNE/Luongo	WARD
5/9/11	6	L	2-1	at NASHVILLE	RINNE/Luongo	D. Sedin

Vancouver wins series, 4-2

Leading Scorers Nashville - Ward (4g-4a)
Vancouver - Kesler (5g-6a)

2012 WESTERN CONFERENCE QUARTERFINALS

DATE	GAME	W/L	SCORE	LOCATION	GOALIES*	GWG
4/11/12	1	W	3-2	at NASHVILLE	RINNE/Howard	BOURQUE
4/13/12	2	L	3-2	at NASHVILLE	RINNE/Howard	Franzen
4/15/12	3	W	3-2	at Detroit	RINNE/Howard	S. KOSTITSYN
4/17/12	4	W	3-1	at Detroit	RINNE/Howard	KLEIN
4/20/12	5	W	2-1	at NASHVILLE	RINNE/Howard	LEGWAND

Nashville wins series, 4-1

Leading Scorers Nashville - Radulov (1g-4a)
Detroit - Zetterberg (2g-1a), Datsyuk (1g-2a)

2012 WESTERN CONFERENCE SEMIFINALS

DATE	GAME	W/L	SCORE	LOCATION	GOALIES*	GWG
4/27/12	1	L (OT)	4-3	at Phoenix	RINNE/Smith	Whitney
4/29/12	2	L	5-3	at Phoenix	RINNE/Smith	Pyatt
5/2/12	3	W	2-0	at NASHVILLE	RINNE/Smith	LEGWAND
5/4/12	4	L	1-0	at NASHVILLE	RINNE/Smith	Doan
5/7/12	5	L	2-1	at Phoenix	RINNE/Smith	Hanzal

Phoenix wins series, 4-1

Leading Scorers Nashville - Suter (1g-3a)
Phoenix - Doan (2g-2a), Vermette (2g-2a), Hanzal (1g-3a)

2015 WESTERN CONFERENCE QUARTERFINALS

DATE	GAME	W/L	SCORE	LOCATION	GOALIES*	GWG
4/15/15	1	L (2 OT)	4-3	at NASHVILLE	RINNE/Darling	Keith
4/17/15	2	W	6-2	at NASHVILLE	RINNE/Darling	SMITH
4/19/15	3	L	4-2	at Chicago	RINNE/Darling	Saad
4/21/15	4	L (3 OT)	3-2	at Chicago	RINNE/Darling	Seabrook
4/23/15	5	W	5-2	at NASHVILLE	RINNE/Darling	WILSON
4/25/15	6	L	4-3	at Chicago	RINNE/Crawford	Keith

Chicago wins series, 4-2

Leading Scorers Nashville - Forsberg (4g-2a)
Chicago - Toews (3g-5a)

* Goalender of record

2022-23 MEDIA GUIDE | 265 | NASHVILLEPREDATORS.COM



ALL-TIME PLAYOFF RESULTS

2016 WESTERN CONFERENCE FIRST ROUND

DATE	GAME	W/L	SCORE	LOCATION	GOALIES*	GWG
4/15/16	1	W	3-2	at Anaheim	RINNE/Gibson	FORSBERG
4/17/16	2	W	3-2	at Anaheim	RINNE/Gibson	WEBER
4/19/16	3	L	3-0	at NASHVILLE	RINNE/Andersen	McGinn
4/21/16	4	L	4-1	at NASHVILLE	RINNE/Andersen	Thompson
4/23/16	5	L	5-2	at Anaheim	RINNE/Andersen	Vatanan
4/25/16	6	W	3-1	at NASHVILLE	RINNE/Andersen	NEAL
4/27/16	7	W	2-1	at Anaheim	RINNE/Andersen	GAUSTAD

Nashville wins series, 4-3

Leading Scorers Nashville - Weber (2g-3a), Wilson (2g-3a)
Anaheim - Getzlaf (2g-3a), Silfverberg (5a)

2016 WESTERN CONFERENCE SECOND ROUND

DATE	GAME	W/L	SCORE	LOCATION	GOALIES*	GWG
4/29/16	1	L	5-2	at San Jose	RINNE/Jones	Couture
5/1/16	2	L	3-2	at San Jose	RINNE/Jones	Thornton
5/3/16	3	W	4-1	at NASHVILLE	RINNE/Jones	WEBER
5/5/16	4	W (3 OT)	4-3	at NASHVILLE	RINNE/Jones	FISHER
5/7/16	5	L	5-1	at San Jose	RINNE/Jones	Paveiski
5/9/16	6	W (OT)	4-3	at NASHVILLE	RINNE/Jones	ARVIDSSON
5/12/16	7	L	5-0	at San Jose	RINNE/Jones	Paveiski

San Jose wins series, 4-3

Leading Scorers Nashville - Wilson (3g-5a)
San Jose - Couture (6g-5a)

2017 WESTERN CONFERENCE FIRST ROUND

DATE	GAME	W/L	SCORE	LOCATION	GOALIES*	GWG
4/13/17	1	W	1-0	at Chicago	RINNE/Crawford	ARVIDSSON
4/15/17	2	W	5-0	at Chicago	RINNE/Crawford	ELLIS
4/17/17	3	W (OT)	3-2	at NASHVILLE	RINNE/Crawford	FIALA
4/20/17	4	W	4-1	at NASHVILLE	RINNE/Crawford	FISHER

Nashville wins series, 4-0

Leading Scorers Nashville - Johansen (1g-5a)
Chicago - Kane (1g-1a), Toews (1g-1a)

2017 WESTERN CONFERENCE SECOND ROUND

DATE	GAME	W/L	SCORE	LOCATION	GOALIES*	GWG
4/26/17	1	W	4-3	at St. Louis	RINNE/Allen	FIDLER
4/28/17	2	L	3-2	at St. Louis	RINNE/Allen	Tarasenko
4/30/17	3	W	3-1	at NASHVILLE	RINNE/Allen	McLEOD
5/2/17	4	W	2-1	at NASHVILLE	RINNE/Allen	NEAL
5/5/17	5	L	2-1	at St. Louis	RINNE/Allen	Schwartz
5/7/17	6	W	3-1	at NASHVILLE	RINNE/Allen	JOHANSEN

Nashville wins series, 4-2

Leading Scorers Nashville - Ellis (3g-2a), Josi (2g-3a), Subban (1g-4a)
St. Louis - Schwartz (2g-2a), Edmondson (1g-3a)

2017 WESTERN CONFERENCE FINAL

DATE	GAME	W/L	SCORE	LOCATION	GOALIES*	GWG
5/2/17	1	W (OT)	3-2	at Anaheim	RINNE/Gibson	NEAL
5/4/17	2	L	5-3	at Anaheim	RINNE/Gibson	Ritchie
5/16/17	3	W	2-1	at NASHVILLE	RINNE/Gibson	JOSI
5/18/17	4	L (OT)	3-2	at Anaheim	RINNE/Gibson	Perry
5/20/17	5	W	3-1	at Anaheim	RINNE/Bernier	ABERG
5/22/17	6	W	6-3	at NASHVILLE	RINNE/Bernier	SISSONS

Nashville wins series, 4-2

Leading Scorers Nashville - Forsberg (5g-2a)
Anaheim - Vatanen (1g-4a)

2017 STANLEY CUP FINAL

DATE	GAME	W/L	SCORE	LOCATION	GOALIES*	GWG
5/29/17	1	L	5-3	at Pittsburgh	RINNE/Murray	Guentzel
5/31/17	2	L	4-1	at Pittsburgh	RINNE/Murray	Guentzel
6/3/17	3	W	5-1	at NASHVILLE	RINNE/Murray	GAUDREAU
6/5/17	4	W	4-1	at NASHVILLE	RINNE/Murray	GAUDREAU
6/8/17	5	L	6-0	at Pittsburgh	RINNE/Murray	Schultz
6/11/17	6	L	2-0	at NASHVILLE	RINNE/Murray	Hornqvist

Pittsburgh wins series, 4-2

Leading Scorers Nashville - Jarinkrok (1g-3a), Josi (1g-3a), Fisher (4a)
Pittsburgh - Crosby (1g-6a)

2018 WESTERN CONFERENCE FIRST ROUND

DATE	GAME	W/L	SCORE	LOCATION	GOALIES*	GWG
4/12/18	1	W	5-2	at NASHVILLE	RINNE/Bernier	FORSBERG
4/14/18	2	W	5-4	at NASHVILLE	RINNE/Bernier	HARTMAN
4/16/18	3	L	5-3	at Colorado	RINNE/Bernier	MacKinnon
4/18/18	4	W	3-2	at Colorado	RINNE/Bernier	SMITH
4/20/18	5	L	2-1	at NASHVILLE	RINNE/Hammond	Andriighetto
4/22/18	6	W	5-0	at Colorado	RINNE/Hammond	EKHOLM

Nashville wins series, 4-2

Leading Scorers Nashville - Watson (4g-3a), Sissons (3g-4a)
Colorado - MacKinnon (4g-3a)

2018 WESTERN CONFERENCE SECOND ROUND

DATE	GAME	W/L	SCORE	LOCATION	GOALIES*	GWG
4/27/18	1	L	4-1	at NASHVILLE	RINNE/Hellebuyck	Stastny
4/29/18	2	W (OT)	5-4	at NASHVILLE	RINNE/Hellebuyck	FIALA
5/1/18	3	L	7-4	at Winnipeg	RINNE/Hellebuyck	Wheeler
5/3/18	4	W	2-1	at Winnipeg	RINNE/Hellebuyck	SUBBAN
5/5/18	5	L	6-2	at NASHVILLE	RINNE/Hellebuyck	Byfuglien
5/7/18	6	W	4-0	at Winnipeg	RINNE/Hellebuyck	ARVIDSSON
5/10/18	7	L	5-1	at NASHVILLE	RINNE/Hellebuyck	Stastny

Winnipeg wins series, 4-3

Leading Scorers Nashville - Forsberg (3g-7a)
Winnipeg - Scheifele (1g-4a), Wheeler (2g-9a)

2019 WESTERN CONFERENCE FIRST ROUND

DATE	GAME	W/L	SCORE	LOCATION	GOALIES*	GWG
4/10/19	1	L	3-2	at NASHVILLE	RINNE/Bishop	Zuccarello
4/13/19	2	W	2-1	at NASHVILLE	RINNE/Bishop	SMITH
4/15/19	3	W	3-2	at Dallas	RINNE/Bishop	GRANLUND
4/17/19	4	L	5-1	at Dallas	RINNE/Bishop	Radulov
4/20/19	5	L	5-3	at NASHVILLE	RINNE/Bishop	Sequin
4/22/19	6	L (OT)	2-1	at Dallas	RINNE/Bishop	Klingberg

Dallas wins series, 4-2

Leading Scorers Nashville - Josi (2g-2a)
Dallas - Radulov (4g-2a), Sequin (2g-4a), Klingberg (1g-5a), Benn (1g-5a)

2020 STANLEY CUP QUALIFYING ROUND

DATE	GAME	W/L	SCORE	LOCATION	GOALIES*	GWG
8/2/20	1	L	4-3	at NASHVILLE	SAROS/Kuemper	Grabner
8/4/20	2	W	4-2	at NASHVILLE	SAROS/Kuemper	JARINKROK
8/5/20	3	L	4-1	at Arizona	SAROS/Kuemper	Garland
8/7/20	4	L (OT)	4-3	at Arizona	SAROS/Kuemper	Richardson

Arizona wins series, 3-1

Leading Scorers Nashville - Forsberg (3g-2a), Johansen (1g-4a)
Arizona - Keller (2g-2a), Kessel (1g-3a), Ekman-Larsson (1g-3a), Hall (1g-3a)

NOTE: This was a best-of-five series with all games played at Rogers Arena in Edmonton, Alta.



ALL-TIME PLAYOFF RESULTS

2021 FIRST ROUND

DATE	GAME	W/L	SCORE	LOCATION	GOALIES*	GWG
5/7/21	1	L	5-2	at Carolina	SAROS/Nedeljkovic	Niederreiter
5/9/21	2	L	3-0	at Carolina	SAROS/Nedeljkovic	Aho
5/21/21	3	W (2 OT)	5-4	at NASHVILLE	SAROS/Nedeljkovic	DUCHENE
5/23/21	4	W (2 OT)	4-3	at NASHVILLE	SAROS/Nedeljkovic	KUNIN
5/25/21	5	L (OT)	3-2	at Carolina	SAROS/Nedeljkovic	Staal
5/27/21	6	L (OT)	4-3	at NASHVILLE	SAROS/Nedeljkovic	Aho

Carolina wins series, 4-2

Nashville - Granlund (2g-3a), Ellis (1g-4a)

Leading Scorers

Carolina - Aho (5g-2a)

2022 WESTERN CONFERENCE FIRST ROUND

DATE	GAME	W/L	SCORE	LOCATION	GOALIES*	GWG
5/3/22	1	L	7-2	at Colorado	RITTICH/Kuemper	Cogliano
5/5/22	2	L (OT)	2-1	at Colorado	INGRAM/Kuemper	Makar
5/7/22	3	L	7-3	at NASHVILLE	INGRAM/Francouz	Landeskog
5/9/22	4	L	5-3	at NASHVILLE	INGRAM/Francouz	Nichushkin

Colorado wins series, 4-0

Nashville - Duchene (3g-1a)

Leading Scorers

Colorado - Makar (3g-7a)

* Goaltender of record



PLAYOFF LEADERBOARD

SKATER

CAREER		PLAYOFF SEASON			PLAYOFF SERIES		
GAMES PLAYED	TOTAL						
Roman Josi	85						
Filip Forsberg	75						
Mattias Ekholm	75						
Ryan Ellis	74						
Mike Fisher	71						
GOALS	TOTAL	GOALS	YEAR	TOTAL	GOALS	SERIES	TOTAL
Filip Forsberg	29	Filip Forsberg	2017	9	Filip Forsberg	2017 WCF vs. ANA	5
Ryan Johansen	17	Filip Forsberg	2018	7	Colin Wilson	2015 WCQ vs. CHI	5
James Neal	14	Joel Ward	2011	7	10 tied		4
David Legwand	13	Roman Josi	2017	6			
Shea Weber	13	James Neal	2017	6			
Colin Wilson	13	Colton Sissons	2017	6			
		David Legwand	2011	6			
ASSISTS	TOTAL	ASSISTS	YEAR	TOTAL	ASSISTS	SERIES	TOTAL
Ryan Johansen	31	Viktor Arvidsson	2017	10	Filip Forsberg	2018 WCS vs. WPG	7
Roman Josi	31	Ryan Johansen	2017	10	Ryan Johansen	2018 WCS vs. WPG	6
Ryan Ellis	31	P.K. Subban	2017	10	Mattias Ekholm	2018 WCQ vs. COL	5
Mattias Ekholm	29	Mattias Ekholm	2017	10	Ryan Johansen	2017 WCQ vs. CHI	5
Filip Forsberg	24	Filip Forsberg	2018	9	Viktor Arvidsson	2017 WCF vs. ANA	5
		Ryan Johansen	2018	9	Four others tied		5
POINTS	TOTAL	POINTS	YEAR	TOTAL	POINTS	SERIES	TOTAL
Filip Forsberg	53	Filip Forsberg	2018	16	Filip Forsberg	2018 WCS vs. WPG	10
Ryan Johansen	48	Filip Forsberg	2017	16	Ryan Johansen	2018 WCS vs. WPG	9
Roman Josi	42	Ryan Johansen	2018	14	Colin Wilson	2016 WCS vs. SJS	8
Ryan Ellis	38	Roman Josi	2017	14	Joel Ward	2011 WCS vs. VAN	8
Mattias Ekholm	35	Five tied		13	Five tied		7
PENALTY MINUTES	TOTAL	PENALTY MINUTES	YEAR	TOTAL	PENALTY MINUTES	SERIES	TOTAL
Mattias Ekholm	74	Mattias Ekholm	2017	38	Scott Hartnell	2007 WCQ vs. SJS	28
Jordin Tootoo	63	P.K. Subban	2017	29	Austin Watson	2017 SCF vs. PIT	24
Shea Weber	57	Austin Watson	2017	28	Paul Gaustad	2015 WCQ vs. CHI	22
Ryan Johansen	50	Scott Hartnell	2007	28	Jordin Tootoo	2011 WCQ vs. ANA	22
Austin Watson	48	Jordin Tootoo	2011	28	Jordin Tootoo	2007 WCQ vs. SJS	21



PLAYOFF LEADERBOARD

GOALTENDING

CAREER		PLAYOFF SEASON			PLAYOFF SERIES		
GAMES PLAYED	TOTAL	GAMES PLAYED	YEAR	TOTAL	GAMES PLAYED	SERIES	TOTAL
Pekka Rinne	89	Pekka Rinne	2017	22	Pekka Rinne	2018 WCS vs. WPG	7
Juuse Saros	17	Pekka Rinne	2016	14	Pekka Rinne	2016 WCS vs. SJS	7
Tomas Vokoun	11	Pekka Rinne	2018	13	Pekka Rinne	2016 WCO vs. ANA	7
Dan Ellis	6	Pekka Rinne	2011	12			
Chris Mason	5						
MINUTES	TOTAL	MINUTES	YEAR	TOTAL	MINUTES	SERIES	TOTAL
Pekka Rinne	5308	Pekka Rinne	2017	1289	Pekka Rinne	2016 WCS vs. SJS	449
Juuse Saros	890	Pekka Rinne	2016	866	Juuse Saros	2021 CD vs. CAR	432
Tomas Vokoun	679	Pekka Rinne	2011	748	Pekka Rinne	2015 WCO vs. CHI	425
Dan Ellis	356	Pekka Rinne	2018	684	Pekka Rinne	2016 WCO vs. ANA	417
SHUTOUTS	TOTAL	SHUTOUTS	YEAR	TOTAL	SHUTOUTS	SERIES	TOTAL
Pekka Rinne	5	Pekka Rinne	2018	2	Pekka Rinne	2017 WCO vs. CHI	2
Tomas Vokoun	1	Pekka Rinne	2017	2	Pekka Rinne	2012 WCS vs. PHX	1
		Pekka Rinne	2012	1	Tomas Vokoun	2004 WCO vs. DET	1
GAA (min. 4 GP)	TOTAL	GAA (min. 4 GP)	YEAR	TOTAL	GAA (min. 4 GP)	SERIES	TOTAL
Tomas Vokoun	2.47	Juuse Saros	2018	1.06	Pekka Rinne	2017 WCO vs. CHI	0.75
Pekka Rinne	2.49	Pekka Rinne	2017	1.96	Pekka Rinne	2012 WCO vs. DET	1.81
Dan Ellis	2.52	Tomas Vokoun	2004	2.02	Pekka Rinne	2017 WCS vs. STL	1.83
Juuse Saros	2.63	Pekka Rinne	2012	2.07	Pekka Rinne	2011 WCS vs. VAN	1.94
SV% (min. 4 GP)	TOTAL	SV% (min. 4 GP)	YEAR	TOTAL	SV% (min. 4 GP)	SERIES	TOTAL
Dan Ellis	.938	Juuse Saros	2018	.952	Pekka Rinne	2017 WCO vs. CHI	.976
Tomas Vokoun	.922	Tomas Vokoun	2004	.939	Pekka Rinne	2012 WCO vs. DET	.944
Pekka Rinne	.914	Dan Ellis	2008	.938	Tomas Vokoun	2004 WCO vs. DET	.939
Juuse Saros	.914	Pekka Rinne	2017	.930	Dan Ellis	2008 WCO vs. DET	.938
WINS	TOTAL	WINS	YEAR	TOTAL	WINS	SERIES	TOTAL
Pekka Rinne	45	Pekka Rinne	2017	14	Pekka Rinne	2018 WCO vs. COL	4
Juuse Saros	3	Pekka Rinne	2018	7	Pekka Rinne	2017 WCF vs. ANA	4
Tomas Vokoun	3	Pekka Rinne	2016	7	Pekka Rinne	2017 WCS vs. STL	4
Dan Ellis	2	Pekka Rinne	2011	6	Pekka Rinne	2017 WCO vs. CHI	4
Chris Mason	1	Pekka Rinne	2012	5			



PLAYOFF YEAR-BY-YEAR LEADERS

SEASON	GOALS	ASSISTS	POINTS	PIM
2004	Hall/Orszagh	2 Jason York	3 Four tied with	3 Kimmo Timonen
2006	Three tied with	2 Paul Kariya	5 Paul Kariya	7 Sillinger/Witt
2007	J-P Dumont	4 Legwand/Weber	3 J-P Dumont	6 Scott Hartnell
2008	Radulov/Tootoo	2 Erat/Weber/Zidlicky	3 Three tied with	4 Zidlicky/Erat
2010	Martin Erat	4 David Legwand	5 David Legwand	7 David Legwand
2011	Joel Ward	7 Joel Ward	6 Joel Ward	13 Jordin Tootoo
2012	Three tied with	3 Alexander Radulov	5 Legwand/Radulov	6 Legwand/Josi
2015	Colin Wilson	5 Jones/Ribeiro	4 Filip Forsberg	6 Paul Gaustad
2016	Fisher/Wilson	5 Josi/Wilson	8 Colin Wilson	13 Barret Jackman
2017	Filip Forsberg	9 Four tied with	10 Filip Forsberg	16 Mattias Ekholm
2018	Filip Forsberg	7 Forsberg/Johansen	9 Filip Forsberg	16 Ekholm/Watson
2019	Rocco Grimaldi	3 Ryan Ellis	3 Roman Josi	4 Mattias Ekholm
2020	Arvidsson/Forsberg	3 Johansen/Josi	4 Forsberg/Johansen	5 Roman Josi
2021	Ryan Johansen	3 Ellis/Josi	4 Ellis/Granlund	5 Ryan Johansen
2022	Duchene/Trenin	3 Carrier/Granlund	3 Matt Duchene	4 Olivier/Tomasino

SEASON	PPG	SHG	GWG	SHOTS
2004	Sergei Zholtok	1 David Legwand	1 Hall/Sullivan	1 Scott Walker
2006	Paul Kariya	2 Kimmo Timonen	1 Adam Hall	1 Kimmo Timonen
2007	Three tied with	1 J-P Dumont	1 J-P Dumont	1 Legwand/Weber
2008	Hanhuis/Radulov	1	Arnett/de Vries	1 Alexander Radulov
2010	Jason Arnett	1 Joel Ward	1 Dumont/Legwand	1 Jason Arnett
2011	Ward/Weber	2 David Legwand	2 Six tied with	1 Patric Hornqvist
2012	Five tied with	1	David Legwand	2 Patric Hornqvist
2015	Colin Wilson	4	Smith/Wilson	1 Craig Smith
2016	Four tied with	1	Shea Weber	2 James Neal
2017	Ellis/Josi/Wilson	2	Three tied with	2 Roman Josi
2018	P.K. Subban	4 Ryan Johansen	1 Seven tied with	1 Filip Forsberg
2019			Granlund/Smith	1 Four tied with
2020	Filip Forsberg	2	Calle Jankrok	1 Filip Forsberg
2021	Cousins/Granlund/Johansen	1	Duchene/Kunin	1 Roman Josi
2022	Duchene/Josi/Tovlvanen	1		Roman Josi

SEASON	SHOOTING %	POINTS (DEFENSEMAN)	+/-	AVERAGE TOI
2004	Vladimir Orszagh	40.0 Jason York	3 Greg Johnson	+4 Kimmo Timonen
2006	Shea Weber	50.0 Kimmo Timonen	4 10 tied with	E Kimmo Timonen
2007	Dumont/Fiddler	50.0 Shea Weber	3 J-P Dumont	+4 Kimmo Timonen
2008	Greg de Vries	33.3 Shea Weber	4 Greg Zanon	+2 Dan Hamhuis
2010	J-P Dumont	28.6 Shea Weber	3 David Legwand	+5 Shea Weber
2011	Halischuk/Sullivan	28.6 Francon/Suter	6 Tootoo/Ward	+4 Ryan Suter
2012	Andrei Kostitsyn	25.0 Klein/Suter	4 Francis Bouillon	+7 Ryan Suter
2015	Colin Wilson	26.3 Seth Jones	4 Ekholm/Ellis	+4 Roman Josi
2016	Colin Wilson	18.5 Roman Josi	9 Colin Wilson	+8 Roman Josi
2017	Frederick Gaudreau	42.9 Roman Josi	14 Filip Forsberg	+14 Roman Josi
2018	Yannick Weber	33.3 P.K. Subban	9 Mattias Ekholm	+4 P.K. Subban
2019	Rocco Grimaldi	20.0 Roman Josi	4 Brian Boyle	+4 Roman Josi
2020	Viktor Arvidsson	18.8 Roman Josi	4 Forsberg/Johansen	+1 Roman Josi
2021	Nick Cousins	25.0 Ryan Ellis	5 Mattias Ekholm	+2 Roman Josi
2022	Matt Duchene	37.5 Alexandre Carrier	3 Matt Duchene	+1 Roman Josi



PLAYOFF YEAR-BY-YEAR LEADERS

SEASON	HITS	BLOCKED SHOTS	
2004	N/A	N/A	
2006	Brendan Witt	19	Eaton/Witt 9
2007	Peter Forsberg	16	Kimmo Timonen 9
2008	Shea Weber	18	Zanon/Zidlicky 12
2010	Hamhuis/Weber	18	Shea Weber 14
2011	Shane O'Brien	42	Kevin Klein 27
2012	Mike Fisher	33	Kevin Klein 22
2015	Viktor Stalberg	31	Roman Josi 27
2016	Shea Weber	48	Roman Josi 38
2017	Austin Watson	106	Ryan Ellis 51
2018	Austin Watson	37	Mattias Ekholm 27
2019	Austin Watson	35	Ryan Ellis 19
2020	Austin Watson	14	Dante Fabbro 12
2021	Luke Kunin	28	Ryan Ellis 14
2022	Colton Sissons	18	Borowiecki/Carrier 13

SEASON	GAA	WINS		SAVE PERCENTAGE	
2004	Tomas Vokoun	2.02	Tomas Vokoun 2	Tomas Vokoun	.939
2006	Chris Mason	3.45	Chris Mason 1	Chris Mason	.901
2007	Tomas Vokoun	2.96	Tomas Vokoun 1	Tomas Vokoun	.902
2008	Dan Ellis	2.52	Dan Ellis 2	Dan Ellis	.938
2010	Pekka Rinne	2.68	Pekka Rinne 2	Pekka Rinne	.911
2011	Pekka Rinne	2.57	Pekka Rinne 6	Pekka Rinne	.907
2012	Pekka Rinne	2.07	Pekka Rinne 5	Pekka Rinne	.929
2015	Pekka Rinne	2.68	Pekka Rinne 2	Pekka Rinne	.909
2016	Pekka Rinne	2.63	Pekka Rinne 7	Pekka Rinne	.906
2017	Pekka Rinne	1.96	Pekka Rinne 14	Pekka Rinne	.930
2018	Juuse Saros	1.05	Pekka Rinne 7	Juuse Saros	.952
2019	Pekka Rinne	3.09	Pekka Rinne 2	Pekka Rinne	.905
2020	Juuse Saros	3.22	Juuse Saros 1	Juuse Saros	.895
2021	Juuse Saros	2.78	Juuse Saros 2	Juuse Saros	.921
2022	Connor Ingram	3.64		Connor Ingram	.913



PLAYOFF FIRSTS

FIRST PLAYOFF GAME

Nashville Predators 1, Detroit Red Wings 3 - April 7, 2004 at Joe Louis Arena

Coaches: Barry Trotz (head coach), Brent Peterson (associate coach), Peter Horachek (assistant coach)

Captain: Greg Johnson

Attendance: 20,066 (sellout)

Starting Lineup

Left Wing	Scott Hartnell
Center	Greg Johnson
Right Wing	Adam Hall
Defenseman	Mark Eaton
Defenseman	Kimmo Timonen
Goaltender	Tomas Vokoun

Predators Roster

Players Dressed: Tomas Vokoun, Chris Mason, Dan Hamhuis, Marek Zidlicky, Mark Eaton, Brad Bombardir, Sergei Zholtok, Martin Erat, David Legwand, Scott Hartnell, Adam Hall, Jim McKenzie, Andreas Johansson, Greg Johnson, Scott Walker, Steve Sullivan, Jason York, Jeremy Stevenson, Vladimir Orszagh, Kimmo Timonen

Did Not Dress: Jamie Allison, Denis Arkhipov, Shane Hnidy, Jordinn Tootoo

FIRST PLAYOFF WIN

Home: 4/11/04 vs. Detroit (3-1)

Road: 4/16/10 at Chicago (4-1)

Overtime: 4/22/11 at Anaheim (4-3)

FIRST PLAYOFF LOSS

Home: 4/17/04 vs. Detroit (2-0)

Road: 4/7/04 vs. Detroit (3-1)

Overtime: 4/11/07 vs. San Jose (5-4, 2OT)

FIRST SERIES VICTORY

2011 Western Conference Quarterfinals vs. Anaheim (4-2)

FIRST GAME 7 VICTORY

2016 Western Conference First Round at Anaheim (2-1)

FIRST SERIES SWEEP

2017 Western Conference First Round vs. Chicago

FIRST PLAYOFF GOAL

Adam Hall (Johnson, Hartnell) at 0:16 of the first period at Detroit on 4/7/04 (3-1 loss)

Predators players on ice: Hall, Johnson, Hartnell, Eaton, Timonen

FIRST PLAYOFF GOAL AGAINST

Kris Draper (Matlby, Thomas) at 0:37 of the third period at Detroit on 4/7/04 (3-1 loss)

FIRST PLAYOFF HAT TRICK

Filip Forsberg (3g), 4/23/15 in 5-2 win vs. Chicago

FIRST PLAYOFF HAT TRICK AGAINST

Patrick Marleau (3g), 4/27/06 in 5-4 loss at San Jose

FIRST TWO-POINT PLAYOFF GAME

Adam Hall (1g-1a), 4/11/04 in 3-1 win vs. Detroit

FIRST THREE/FOUR-POINT PLAYOFF GAME

Paul Kariya (4a), 4/21/06 in 4-3 win vs. San Jose

FIRST PLAYOFF GAME-WINNING GOAL

Adam Hall at 19:45 of the first period vs. Detroit on 4/11/04 (3-1 win)

FIRST PLAYOFF POWER-PLAY GOAL

Sergei Zholtok (York, Sullivan) at 19:22 of the second period vs. Detroit on 4/15/04 (4-1 loss)

FIRST PLAYOFF POWER-PLAY GOAL AGAINST

Mathieu Schneider (Lidstrom, Shanahan) at 17:15 of the third period at Detroit on 4/10/04 (2-1 loss)

FIRST PLAYOFF SHORTHANDED GOAL

David Legwand (unassisted) at 18:23 of the third period vs. Detroit on 4/11/04 (3-1 win)

FIRST PLAYOFF SHORTHANDED GOAL AGAINST

Brendan Shanahan (Yzerman, Chelios) at 13:18 of the first period at Detroit on 4/15/04 (4-1 loss)

FIRST PLAYOFF OVERTIME GOAL

Jerred Smithson (Tootoo, Spaling) at 1:57 of first overtime at Anaheim on 4/22/11 (4-3 win)

FIRST PLAYOFF OVERTIME GOAL AGAINST

Patrick Rissmiller (Marleau, Grier) at 8:14 of double overtime vs. San Jose on 4/11/07 (5-4 loss)

FIRST PLAYOFF MINOR PENALTY

Vladimir Orszagh (tripping) at 6:19 of the first period at Detroit on 4/7/04 (3-1 win)

FIRST PLAYOFF MAJOR PENALTY

Kimmo Timonen (10:00 misconduct) at 20:00 of the third period at Detroit on 4/10/04 (2-1 loss)

FIRST PLAYOFF PENALTY SHOT

Steve Sullivan at 1:31 of the first period vs. Detroit (Manny Legace) on 4/7/04 (3-1 loss)

GOALTENDER FIRSTS

FIRST WIN

Home: Tomas Vokoun vs. Detroit on 4/11/04 (3-1 win)

Road: Pekka Rinne at Chicago on 4/16/10 (4-1 win)

FIRST LOSS

Home: Tomas Vokoun vs. Detroit on 4/17/04 (2-0 loss)

Road: Tomas Vokoun vs. Detroit on 4/7/04 (3-1 loss)

FIRST SHUTOUT

Tomas Vokoun vs. Detroit on 4/13/04 (41 saves, 3-0 win)

FIRST SHUTOUT AGAINST

Curtis Joseph vs. Detroit on 4/17/04 (15 saves, 2-0 loss)



ALL-TIME RECORDS/SITUATIONALS

TEAM	SERIES	W	L	GP	W	L	GF	GA	LAST MEETING	RESULT
Anaheim	3	3	0	19	12	7	55	53	2017 Western Conference Final	W, 4-2
Arizona	2	0	2	9	2	7	20	26	2020 Stanley Cup Qualifying Round	L, 3-1
Carolina	1	0	1	6	2	4	16	22	2021 First Round	L, 4-2
Chicago	3	1	2	16	8	8	49	39	2017 Western Conference First Round	W, 4-0
Colorado	2	1	1	10	4	6	31	36	2022 Western Conference First Round	L, 4-0
Dallas	1	0	1	6	2	4	12	18	2019 Western Conference First Round	L, 4-2
Detroit	3	1	2	17	8	9	34	38	2012 Western Conference Quarterfinals	W, 4-1
Pittsburgh	1	0	1	6	2	4	13	19	2017 Stanley Cup Final	L, 4-2
San Jose	3	0	3	17	5	12	41	58	2016 Western Conference Second Round	L, 4-3
St. Louis	1	1	0	6	4	2	15	11	2017 Western Conference Second Round	W, 4-2
Vancouver	1	0	1	6	2	4	11	14	2011 Western Conference Semifinals	L, 4-2
Winnipeg	1	0	1	7	3	4	19	27	2018 Western Conference Second Round	L, 4-3

PLAYOFF SERIES RESULTS vs. OPPONENTS

ANAHEIM (3)

2011	WCO	Nashville won best-of-seven series 4-2, outscoring Anaheim 22-20
2016	WCO	Nashville won best-of-seven series 4-3, outscoring Anaheim 18-14
2017	WCF	Nashville won best-of-seven series 4-2, outscoring Anaheim 19-15

ARIZONA (2)

2012	WCS	Phoenix won best-of-seven series 4-1, outscoring Nashville 12-9
2020	SCO	Arizona won best-of-five series 3-1, outscoring Nashville 14-11

CAROLINA (1)

2021	RI	Carolina won best-of-seven series 4-2, outscoring Nashville 22-16
------	----	---

CHICAGO (3)

2010	WCO	Chicago won best-of-seven series 4-2, outscoring Nashville 17-15
2015	WCO	Chicago won best-of-seven series 4-2, outscoring Nashville 21-19
2017	WCO	Nashville won best-of-seven series 4-0, outscoring Chicago 13-3

COLORADO (2)

2018	WCO	Nashville won best-of-seven series 4-2, outscoring Colorado 22-15
2022	WCO	Colorado won best-of-seven series, 4-0, outscoring Nashville 21-9

DALLAS (1)

2019	WCO	Dallas won best-of-seven series 4-2, outscoring Nashville 18-12
------	-----	---

DETROIT (3)

2004	WCO	Detroit won best-of-seven series 4-2, outscoring Nashville 12-9
2008	WCO	Detroit won best-of-seven series 4-2, outscoring Nashville 17-12
2012	WCO	Nashville won best-of-seven series 4-1, outscoring Detroit 13-9

PITTSBURGH (1)

2017	SCF	Pittsburgh won best-of-seven series 4-2, outscoring Nashville 19-13
------	-----	---

ST. LOUIS (1)

2017	WCS	Nashville won best-of-seven series 4-2, outscoring St. Louis 15-11
------	-----	--

SAN JOSE (3)

2006	WCO	San Jose won best-of-seven series 4-1, outscoring Nashville 17-10
2007	WCO	San Jose won best-of-seven series 4-1, outscoring Nashville 16-14
2016	WCO	San Jose won best-of-seven series 4-3, outscoring Nashville 25-17

VANCOUVER (1)

2011	WCS	Vancouver won best-of-seven series 4-2, outscoring Nashville 14-11
------	-----	--

WINNIPEG (1)

2018	WCS	Winnipeg won best-of-seven series 4-3, outscoring Nashville 27-19
------	-----	---

PLAYOFF SERIES SITUATIONAL STATS

W-L record:	62-73
Series record:	7-15
Record in Stanley Cup Qualifying Round:	0-1
W-L record in Stanley Cup Qualifying Round:	1-3
Record in First Round/Quarterfinals:	5-9
W-L record in First Round/Quarterfinals:	38-46
Record in Second Round/Semifinals:	1-4
W-L record in Second Round/Semifinals:	13-18
Record in Western Conference Final:	1-0
W-L record in Western Conference Final:	4-2
Record in Stanley Cup Final:	0-1
W-L record in Stanley Cup Final:	2-4

BEST-OF-SEVEN SERIES RECORDS

When winning Game 1 of a playoff series:	7-2
When losing Game 1 of a playoff series:	0-12
When winning the first two games of a playoff series:	3-0
When losing the first two games of a playoff series:	0-7
When splitting the first two games of a playoff series:	4-7
When winning the first three games of a playoff series:	1-0
When losing the first three games of a playoff series:	0-1
When winning two of the first three games of a playoff series:	6-2
When losing two of the first three games of a playoff series:	0-11
When winning three of the first four games of a playoff series:	3-0
When losing three of the first four games of a playoff series:	0-5
When splitting the first four games of a playoff series:	3-8
When winning three of the first five games of a playoff series:	5-0
When losing three of the first five games of a playoff series:	1-12
When splitting the first six games of a playoff series:	1-2
Nashville series sweeps:	1
Series sweeps against Nashville:	1
W-L record when facing elimination:	6-14
W-L record in Game 7:	1-2



HAT TRICKS/PENALTY SHOTS/SHUTOUTS

PREDATORS' HAT TRICKS - 2

No.	DATE	PLAYER	SCORE	GOALTENDER
1	4/23/15	Filip Forsberg	CHI 2 at NSH 5	Scott Darling
2	5/22/17	Colton Sissons	ANA 3 at NSH 6	Jonathan Bernier

PREDATORS' SHUTOUTS - 6

No.	DATE	GOALIE	SAVES	SCORE
1	4/13/04	Tomas Vokoun	41	DET 0 at NSH 3
2	5/2/12	Pekka Rinne	32	PHX 0 at NSH 2
3	4/13/17	Pekka Rinne	29	NSH 1 at CHI 0
4	4/15/17	Pekka Rinne	30	NSH 5 at CHI 0
5	4/22/18	Pekka Rinne	22	NSH 5 at COL 0
6	5/7/18	Pekka Rinne	34	NSH 4 at WPG 0

PREDATORS' PENALTY SHOTS (1 GOAL, 1 STOP ALL-TIME)

No.	DATE	PLAYER	GOALIE	SCORE	RESULT
1	4/7/04	Steve Sullivan	Manny Legace	NSH 1 at DET 3	SAVE
2	4/20/10	Martin Erat	Antti Niemi	CHI 1 at NSH 4	GOAL

OPPONENTS' HAT TRICKS - 1

No.	DATE	PLAYER	SCORE	GOALTENDER
1	4/27/06	Patrick Marleau	NSH 4 at SJS 5	Chris Mason

OPPONENTS' SHUTOUTS - 12

No.	DATE	GOALIE	SAVES	SCORE
1	4/17/04	Curtis Joseph	15	DET 2 at NSH 0
2	4/23/06	Vesa Toskala	25	SJS 3 at NSH 0
3	4/20/08	Chris Osgood	20	DET 3 at NSH 0
4	4/18/10	Antti Niemi	23	NSH 0 at CHI 2
5	4/22/10	Antti Niemi	33	CHI 3 at NSH 0
6	4/28/11	Roberto Luongo	20	NSH 0 at VAN 1
7	5/4/12	Mike Smith	25	PHX 1 at NSH 0
8	4/19/16	Frederik Andersen	27	ANA 3 at NSH 0
9	5/12/16	Martin Jones	20	NSH 0 at SJS 5
10	6/8/17	Matthew Murray	24	NSH 0 at PIT 6
11	6/11/17	Matthew Murray	27	PIT 2 at NSH 0
12	5/19/21	Alex Nedeljkovic	32	NSH 0 at CAR 3

OPPONENTS' PENALTY SHOTS (0 GOALS, 0 STOPS ALL-TIME)

No.	DATE	PLAYER	GOALIE	SCORE	RESULT
			NONE		

HOME					AWAY				OVERALL			
YEAR	GP	W	L	PCT	GP	W	L	PCT	GP	W	L	PCT
2007	1	0	1	.000	0	0	0	.000	1	0	1	.000
2008	0	0	0	.000	1	0	1	.000	1	0	1	.000
2010	0	0	0	.000	1	0	1	.000	1	0	1	.000
2011	1	0	1	.000	2	2	0	1.000	3	2	1	.667
2012	0	0	0	.000	1	0	1	.000	1	0	1	.000
2015	1	0	1	.000	1	0	1	.000	2	0	2	.000
2016	2	2	0	1.000	0	0	0	.000	2	2	0	1.000
2017	2	1	1	.500	1	1	0	1.000	3	2	1	.667
2018	1	1	0	1.000	0	0	0	.000	1	1	0	1.000
2019	1	1	0	1.000	1	0	1	.000	2	1	1	.500
2020	0	0	0	.000	1	0	1	.000	1	0	1	.000
2021	3	2	1	.667	1	0	1	.000	4	2	2	.500
2022	0	0	0	.000	1	0	1	.000	1	0	1	.000
TOTAL	12	7	5	.583	11	3	8	.273	23	10	13	.435

OVERTIME DECISIONS									
No.	DATE	SERIES/GAME	RESULT	OPPONENT	GOAL SCORER	TIME	WINNING GOALIE	LOSING GOALIE	
1	4/11/07	WCO - Game 1	L, 5-4	San Jose Sharks	Patrick Rissmiller	8:14 (20T)	Evgeni Nabokov	Tomas Vokoun	
2	4/18/08	WCO - Game 5	L, 2-1	at Detroit Red Wings	Johan Franzen	1:48	Chris Osgood	Dan Ellis	
3	4/24/10	WCO - Game 5	L, 5-4	at Chicago Blackhawks	Marian Hossa	4:07	Antti Niemi	Pekka Rinne	
4	4/22/11	WCO - Game 5	W, 4-3	at Anaheim Ducks	Jerred Smithson	1:57	Pekka Rinne	Ray Emery	
5	4/30/11	WCS - Game 2	W, 2-1	at Vancouver Canucks	Matt Halischuk	14:51 (20T)	Pekka Rinne	Roberto Luongo	
6	5/3/11	WCS - Game 3	L, 3-1	Vancouver Canucks	Ryan Kesler	10:45	Roberto Luongo	Pekka Rinne	
7	4/27/12	WCS - Game 1	L, 4-3	at Phoenix Coyotes	Ray Whitney	14:04	Mike Smith	Pekka Rinne	
8	4/15/15	WCO - Game 1	L, 4-3	Chicago Blackhawks	Duncan Keith	7:49 (20T)	Scott Darling	Pekka Rinne	
9	4/21/15	WCO - Game 4	L, 3-2	at Chicago Blackhawks	Brent Seabrook	1:00 (30T)	Scott Darling	Pekka Rinne	
10	5/5/16	WCS - Game 4	W, 4-3	San Jose Sharks	Mike Fisher	11:12 (30T)	Pekka Rinne	Martin Jones	
11	5/9/16	WCS - Game 6	W, 4-3	San Jose Sharks	Viktor Arvidsson	2:03	Pekka Rinne	Martin Jones	
12	4/13/17	WCO - Game 3	W, 3-2	Chicago Blackhawks	Kevin Fiala	16:44	Pekka Rinne	Corey Crawford	
13	5/12/17	WCF - Game 1	W, 3-2	at Anaheim Ducks	James Neal	9:24	Pekka Rinne	John Gibson	
14	5/18/17	WCF - Game 4	L, 3-2	Anaheim Ducks	Corey Perry	10:25	John Gibson	Pekka Rinne	
15	4/29/18	WCS - Game 2	W, 5-4	Winnipeg Jets	Kevin Fiala	5:37 (20T)	Pekka Rinne	Connor Hellebuyck	
16	4/13/19	WCO - Game 2	W, 2-1	Dallas Stars	Craig Smith	5:00	Pekka Rinne	Ben Bishop	
17	4/22/19	WCO - Game 6	L, 2-1	at Dallas Stars	John Kingberg	17:02	Ben Bishop	Pekka Rinne	
18	8/7/20	SCO - Game 4	L, 4-3	Arizona Coyotes	Brad Richardson	5:27	Darcy Kuemper	Juuse Saros	
19	5/21/21	R1 - Game 3	W, 5-4	Carolina Hurricanes	Matt Duchene	14:54 (20T)	Juuse Saros	Alex Nedeljkovic	
20	5/23/21	R1 - Game 4	W, 4-3	Carolina Hurricanes	Luke Kunin	16:10 (20T)	Juuse Saros	Alex Nedeljkovic	
21	5/25/21	R1 - Game 5	L, 3-2	at Carolina Hurricanes	Jordan Staal	2:03	Alex Nedeljkovic	Juuse Saros	
22	5/27/21	R1 - Game 6	L, 4-3	Carolina Hurricanes	Sebastian Aho	1:06	Alex Nedeljkovic	Juuse Saros	
23	5/5/22	WCO - Game 2	L, 2-1	at Colorado Avalanche	Cale Makar	8:31	Darcy Kuemper	Connor Ingram	

TEAM OVERTIME RECORD vs. NHL				
TEAM	GP	W	L	PCT
Winnipeg Jets	1	1	0	1.000
Anaheim Ducks	3	2	1	.667
San Jose Sharks	3	2	1	.667
Carolina Hurricanes	4	2	2	.500
Dallas Stars	2	1	1	.500
Vancouver Canucks	2	1	1	.500
Chicago Blackhawks	4	1	3	.250
Colorado Avalanche	1	0	1	.000
Detroit Red Wings	1	0	1	.000
Arizona Coyotes	2	0	2	.000



OVERTIME HISTORY

PREDATORS' OVERTIME GOALTENDING

GOALIE	GP	W	L	%
Pekka Rinne	14	8	7	.571
Juuse Saros	5	2	3	.400
Dan Ellis	1	0	1	.000
Connor Ingram	1	0	1	.000
Tomas Vokoun	1	0	1	.000

OPPONENTS' OVERTIME GOALTENDING

GOALIE	OPPONENT	GP	W	L	%
Darcy Kuemper	Arizona/Colorado	2	2	0	1.000
Scott Darling	Chicago Blackhawks	1	1	0	1.000
Evgenii Nabokov	San Jose Sharks	1	1	0	1.000
Antti Niemi	Chicago Blackhawks	1	1	0	1.000
Chris Osgood	Detroit Red Wings	1	1	0	1.000
Mike Smith	Phoenix Coyotes	1	1	0	1.000
Alex Nedeljkovic	Carolina Hurricanes	4	2	2	.500
Ben Bishop	Dallas Stars	2	1	1	.500
John Gibson	Anaheim Ducks	2	1	1	.500
Roberto Luongo	Vancouver Canucks	2	1	1	.500
Martin Jones	San Jose Sharks	2	0	2	.000
Corey Crawford	Chicago Blackhawks	1	0	1	.000
Ray Emery	Anaheim Ducks	1	0	1	.000
Connor Hellebuyck	Winnipeg Jets	1	0	1	.000

PREDATORS' OVERTIME SCORING

PLAYER	G	A	PTS
Kevin Fiala	2	0	2
James Neal	1	1	2
Craig Smith	1	1	2
Mattias Ekholm	0	2	2
Calle Jarnkrok	0	2	2
Nick Spaling	0	2	2
Viktor Arvidsson	1	0	1
Matt Duchene	1	0	1
Mike Fisher	1	0	1
Matt Halischuk	1	0	1
Luke Kunin	1	0	1
Jerred Smithson	1	0	1
Alexandre Carrier	0	1	1
Mikael Granlund	0	1	1
Roman Josi	0	1	1
Pekka Rinne	0	1	1
Mikael Salomaki	0	1	1
P.K. Subban	0	1	1
Ryan Suter	0	1	1
Jordin Tootoo	0	1	1
Kyle Turris	0	1	1
Colin Wilson	0	1	1

OPPONENTS' OVERTIME SCORING

PLAYER	OPPONENT	G	A	PTS
Marian Hossa	Chicago Blackhawks	1	1	2
Johan Franzen	Detroit Red Wings	1	0	1
Duncan Keith	Chicago Blackhawks	1	0	1
Ryan Kesler	Vancouver Canucks	1	0	1
John Klingberg	Dallas Stars	1	0	1
Cale Makar	Colorado Avalanche	1	0	1
Corey Perry	Anaheim Ducks	1	0	1
Brad Richardson	Arizona Coyotes	1	0	1
Patrick Rissmiller	San Jose Sharks	1	0	1
Brent Seabrook	Chicago Blackhawks	1	0	1
Jordan Staal	Carolina Hurricanes	1	0	1
Ray Whitney	Phoenix Coyotes	1	0	1
Sebastian Aho	Carolina Hurricanes	0	1	1
Brian Bickell	Chicago Blackhawks	0	1	1
Dave Bolland	Chicago Blackhawks	0	1	1
Jason Demers	Arizona Coyotes	0	1	1
Christian Ehrhoff	Vancouver Canucks	0	1	1
Mike Grier	San Jose Sharks	0	1	1
Marlin Hanzal	Phoenix Coyotes	0	1	1
Vinnie Hinostroza	Arizona Coyotes	0	1	1
Patrick Kane	Chicago Blackhawks	0	1	1
Niklas Kronwall	Detroit Red Wings	0	1	1
Patrick Marleau	San Jose Sharks	0	1	1
Alexander Radulov	Dallas Stars	0	1	1
Mikael Samuelsson	San Jose Sharks	0	1	1
Tyler Seguin	Dallas Stars	0	1	1
Jacob Slavin	Carolina Hurricanes	0	1	1
Brent Sopel	Chicago Blackhawks	0	1	1
Nico Sturm	Colorado Avalanche	0	1	1
Devon Toews	Colorado Avalanche	0	1	1
Jonathan Toews	Chicago Blackhawks	0	1	1



YEAR-BY-YEAR SCORING

2004 PLAYOFF SCORING

POS.	#	PLAYER	GP	TOI/G	SHIFT/GM	G	A	PTS	+/-	PIM	PPG	SHG	GWG	S	S%	FO	F0%
RW	18	Adam Hall	6	18:29	26.7	2	1	3	3	2	0	0	1	13	15.4%	27-44	38.0%
C	22	Greg Johnson	6	17:47	27.2	1	2	3	4	0	0	0	0	7	14.3%	44-51	46.3%
LW	17	Scott Hartnell	6	15:37	22.2	1	2	3	3	2	0	0	0	11	9.1%	1-7	12.5%
D	27	Jason York	6	21:27	30.8	0	3	3	2	4	0	0	0	9	0.0%	0-0	0.0%
RW	33	Vladimir Orszagh	6	16:08	23.7	2	0	2	-2	4	0	0	0	5	40%	1-0	100.0%
RW	26	Steve Sullivan	6	18:57	24.0	1	1	2	-4	6	0	0	1	13	7.7%	11-22	33.3%
D	2	Dan Hamhuis*	6	20:29	26.3	0	2	2	-2	6	0	0	0	4	0.0%	0-0	0.0%
C	11	David Legwand	6	15:41	22.3	1	0	1	1	8	0	1	0	8	12.5%	43-48	47.3%
C	9	Sergei Zholtok	6	10:33	16.2	1	0	1	-3	0	1	0	0	6	16.7%	21-39	35.0%
D	5	Brad Bombardir	6	19:38	30.7	0	1	1	1	2	0	0	0	3	0.0%	0-0	0.0%
LW	10	Martin Erat	6	14:08	21.3	0	1	1	-2	6	0	0	0	6	0.0%	2-2	50.0%
RW	24	Scott Walker	6	20:09	25.5	0	1	1	-3	6	0	0	0	14	0.0%	2-5	28.6%
LW	19	Jim McKenzie	1	3:32	7.0	0	0	0	0	0	0	0	0	0	0.0%	0-0	0.0%
D	3	Marek Zidlicky	1	2:16	3.0	0	0	0	0	0	0	0	0	0	0.0%	0-0	0.0%
D	34	Shane Hnidy	5	12:31	18.8	0	0	0	0	6	0	0	0	4	0.0%	0-0	0.0%
RW	55	Jordin Tootoo*	5	5:09	8.0	0	0	0	0	4	0	0	0	2	0.0%	0-0	0.0%
D	4	Mark Eaton	6	19:50	28.8	0	0	0	-2	2	0	0	0	6	0.0%	0-0	0.0%
LW	21	Andreas Johansson	6	15:17	21.7	0	0	0	-3	0	0	0	0	5	0.0%	13-28	31.7%
LW	28	Jeremy Stevenson	6	6:43	11.0	0	0	0	-1	8	0	0	0	3	0.0%	0-0	0.0%
D	44	Kimmo Timonen	6	24:15	28.5	0	0	0	-3	10	0	0	0	9	0.0%	0-0	0.0%

#	GOALTENDER	GP	MINS	GAA	W	L	SO	GA	SA	SV%	G	A	PIM
29	Tomas Vokoun	6	356	2.02	2	4	1	12	197	.939	0	0	0
	NASHVILLE TOTALS	6	360	2.00	2	4	1	12	197	.939	0	0	0

2006 PLAYOFF SCORING

POS.	#	PLAYER	GP	TOI/G	SHIFT/GM	G	A	PTS	+/-	PIM	PPG	SHG	GWG	S	S%	FO	F0%
LW	9	Paul Kariya	5	20:46	24.6	2	5	7	0	0	2	0	0	12	16.7%	0-0	0.0%
D	44	Kimmo Timonen	5	24:42	29.4	1	3	4	0	4	0	1	0	17	5.9%	0-0	0.0%
C	81	Mike Silfvinger	5	17:09	22.4	2	1	3	-1	12	1	0	0	7	28.6%	67-29	69.8%
D	6	Shea Weber*	4	14:12	19.3	2	0	2	-3	8	1	0	0	4	50.0%	0-0	0.0%
RW	10	Martin Erat	5	19:30	23.0	1	1	2	-1	6	1	0	0	8	12.5%	0-2	0.0%
RW	26	Steve Sullivan	5	17:02	22.4	0	2	2	-2	0	0	0	0	12	0.0%	0-0	0.0%
D	2	Dan Hamhuis	5	19:41	25.6	0	2	2	-2	2	0	0	0	9	0.0%	0-0	0.0%
RW	18	Adam Hall	5	12:09	19.0	1	0	1	-3	0	1	0	1	7	14.3%	7-10	41.2%
LW	17	Scott Hartnell	5	12:12	16.6	1	0	1	0	4	0	0	0	9	11.1%	0-2	0.0%
C	22	Greg Johnson	5	14:42	21.6	0	1	1	0	2	0	0	0	3	0.0%	44-28	61.1%
C	11	David Legwand	5	17:21	23.2	0	1	1	-1	8	0	0	0	11	0.0%	37-37	50.0%
D	3	Marek Zidlicky	2	15:18	18.0	0	1	1	0	2	0	0	0	7	0.0%	0-0	0.0%
C	38	Vernon Fiddler	2	8:48	15.0	0	1	1	-1	0	0	0	0	1	0.0%	6-2	75.0%
C	94	Yanic Perreault	1	10:09	14.0	0	0	0	0	2	0	0	0	2	0.0%	6-4	60.0%
RW	7	Scottie Upshall	2	11:56	15.5	0	0	0	0	0	0	0	0	4	0.0%	0-0	0.0%
C	12	Scott Nichol	3	7:44	14.0	0	0	0	-2	2	0	0	0	2	0.0%	8-8	50.0%
C	25	Jerrold Smithson	3	9:26	18.3	0	0	0	0	4	0	0	0	0	0.0%	9-4	69.2%
RW	14	Jordin Tootoo	3	4:04	7.7	0	0	0	-1	0	0	0	0	3	0.0%	0-0	0.0%
D	4	Mark Eaton	5	17:48	25.6	0	0	0	0	8	0	0	0	3	0.0%	0-0	0.0%
D	55	Danny Markov	5	19:21	28.2	0	0	0	-1	6	0	0	0	6	0.0%	0-0	0.0%
RW	24	Scott Walker	5	16:00	23.8	0	0	0	0	6	0	0	0	5	0.0%	0-4	0.0%
D	19	Brendan Witt	5	17:07	24.4	0	0	0	-3	12	0	0	0	5	0.0%	0-0	0.0%

#	GOALTENDER	GP	MINS	GAA	W	L	SO	GA	SA	SV%	G	A	PIM
30	Chris Mason	5	296	3.45	1	4	0	17	171	.901	0	0	0
	NASHVILLE TOTALS	5	300	3.40	1	4	0	17	171	.901	0	0	0

* = rookie



YEAR-BY-YEAR SCORING

2007 PLAYOFF SCORING

POS.	#	PLAYER	GP	TOI/G	SHIFT/GM	G	A	PTS	+/-	PIM	PPG	SHG	GWG	S	S%	FO	FO%
RW	71	J-P Dumont	5	21:02	31.2	4	2	6	4	0	1	1	1	8	50.0%	0-0	0.0%
RW	47	Alexander Radulov*	4	13:09	20.3	3	1	4	1	19	0	0	0	13	23.1%	0-0	0.0%
C	21	Peter Forsberg	5	20:57	29.0	2	2	4	2	12	0	0	0	7	28.6%	33-31	51.6%
C	19	Jason Arnott	5	19:17	26.6	2	1	3	0	2	1	0	0	11	18.2%	37-52	41.6%
C	11	David Legwand	5	22:23	32.2	0	3	3	-2	2	0	0	0	14	0.0%	35-52	40.2%
D	6	Shea Weber	5	21:41	28.0	0	3	3	0	2	0	0	0	14	0.0%	0-0	0.0%
C	38	Vernon Fiddler	5	12:21	20.8	1	1	2	-3	4	0	0	0	2	50.0%	5-4	55.6%
LW	17	Scott Hartnell	5	14:23	21.0	1	1	2	-1	28	1	0	0	5	20.0%	1-2	33.3%
LW	9	Paul Kariya	5	19:36	26.2	0	2	2	-4	2	0	0	0	10	0.0%	0-0	0.0%
D	44	Kimmo Timonen	5	24:32	31.6	0	2	2	-1	4	0	0	0	7	0.0%	0-0	0.0%
D	5	Greg Zanon	5	20:43	27.6	0	2	2	-2	2	0	0	0	7	0.0%	0-0	0.0%
D	3	Marek Zidlicky	5	19:18	25.4	0	2	2	-1	4	0	0	0	8	0.0%	0-0	0.0%
D	20	Ryan Suter	5	23:18	28.8	1	0	1	0	8	0	0	0	9	11.1%	0-0	0.0%
RW	10	Martin Erat	3	14:13	21.7	0	1	1	-1	0	0	0	0	3	0.0%	0-0	0.0%
RW	22	Jordin Tootoo	4	9:32	16.3	0	1	1	-2	21	0	0	0	6	0.0%	0-0	0.0%
D	2	Dan Hamhuis	5	21:36	27.2	0	1	1	-3	2	0	0	0	7	0.0%	0-0	0.0%
LW	14	Ramzi Abid	2	5:17	8.0	0	0	0	-1	0	0	0	0	0	0.0%	0-0	0.0%
LW	16	Darcy Hordichuk	2	3:37	6.5	0	0	0	0	0	0	0	0	0	0.0%	0-0	0.0%
C	12	Scott Nichol	5	10:21	16.8	0	0	0	1	17	0	0	0	3	0.0%	19-11	63.3%
C	25	Jerred Smithson	5	11:30	21.0	0	0	0	-2	17	0	0	0	0	0.0%	20-16	55.6%

#	GOALTENDER	GP	MINS	GAA	W	L	SO	GA	SA	SV%	G	A	PIM
29	Tomas Vokoun	5	324	2.96	1	4	0	16	163	.902	0	0	2
	NASHVILLE TOTALS	5	328	2.93	1	4	0	16	163	.902	0	0	2

2008 PLAYOFF SCORING

POS.	#	PLAYER	GP	TOI/G	SHIFT/GM	G	A	PTS	+/-	PIM	PPG	SHG	GWG	S	S%	FO	FO%
RW	47	Alexander Radulov	6	15:59	20.2	2	2	4	0	6	1	0	0	14	14.3%	0-0	0.0%
D	6	Shea Weber	6	19:29	25.7	1	3	4	0	6	0	0	0	4	25.0%	0-0	0.0%
RW	10	Martin Erat	6	20:55	26.5	1	3	4	0	8	0	0	0	13	7.7%	3-4	42.8%
D	3	Marek Zidlicky	6	19:04	24.0	0	3	3	-2	8	0	0	0	11	0.0%	0-0	0.0%
RW	22	Jordin Tootoo	6	12:30	17.3	2	0	2	1	4	0	0	0	12	16.7%	0-0	0.0%
D	2	Dan Hamhuis	6	22:47	28.0	1	1	2	-4	6	1	0	0	8	12.5%	0-0	0.0%
D	20	Ryan Suter	6	21:12	25.7	1	1	2	-2	4	0	0	0	6	16.7%	0-0	0.0%
RW	71	J-P Dumont	6	17:23	22.3	0	2	2	-5	4	0	0	0	8	0.0%	0-0	0.0%
C	37	Rich Peverley*	6	8:51	12.7	0	2	2	0	0	0	0	0	4	0.0%	16-21	43.2%
D	5	Greg Zanon	6	18:44	25.0	0	2	2	2	4	0	0	0	1	0.0%	0-0	0.0%
LW	17	Jan Hlavac	6	18:12	24.3	0	2	2	-4	2	0	0	0	10	0.0%	2-2	50.0%
C	11	David Legwand	3	18:15	25.0	1	0	1	0	2	0	0	0	10	10.0%	22-27	44.9%
C	19	Jason Arnott	4	18:28	24.5	1	0	1	-1	4	0	0	1	6	16.7%	23-39	37.1%
C	14	Radek Bonk	6	17:56	23.3	1	0	1	-3	2	0	0	0	12	8.3%	47-38	55.3%
D	7	Greg de Vries	6	19:40	24.0	1	0	1	-2	2	0	0	1	3	33.3%	0-0	0.0%
RW	15	Josh Langfield	1	6:30	9.0	0	0	0	0	0	0	0	0	0	0.0%	0-0	0.0%
C	12	Scott Nichol	2	7:30	11.5	0	0	0	0	0	0	0	0	1	0.0%	0-2	0.0%
RW	24	Brandon Bochenski	3	6:36	10.7	0	0	0	-1	0	0	0	0	4	0.0%	0-0	0.0%
LW	16	Darcy Hordichuk	5	3:31	5.2	0	0	0	0	2	0	0	0	1	0.0%	0-0	0.0%
C	38	Vernon Fiddler	6	16:47	24.8	0	0	0	0	0	0	0	0	11	0.0%	37-26	58.7%
C	25	Jerred Smithson	6	11:51	20.2	0	0	0	0	2	0	0	0	5	0.0%	26-35	42.6%

#	GOALTENDER	GP	MINS	GAA	W	L	SO	GA	SA	SV%	G	A	PIM
39	Dan Ellis	5	296	3.45	1	4	0	17	171	.901	0	0	0
	NASHVILLE TOTALS	5	300	3.40	1	4	0	17	171	.901	0	0	0

* = rookie



YEAR-BY-YEAR SCORING

2010 PLAYOFF SCORING

POS.	#	PLAYER	GP	TOI/G	SHIFT/GM	G	A	PTS	+/-	PIM	PPG	SHG	GWG	S	S%	FO	F0%
C	11	David Legwand	6	19:16	26.7	2	5	7	5	8	0	0	1	16	12.5%	25-42	37.3%
RW	10	Martin Erat	6	18:55	24.5	4	1	5	-2	4	0	0	15	26.7%	2-4	33.3%	
RW	71	J-P Dumont	6	14:18	19.8	2	2	4	3	0	0	0	1	7	28.6%	0-0	0.0%
RW	29	Joel Ward	6	19:54	26.3	2	2	4	1	2	0	1	0	12	16.7%	4-8	33.3%
D	6	Shea Weber	6	24:26	32.2	2	1	3	-1	4	0	0	0	14	14.3%	0-0	0.0%
LW	26	Steve Sullivan	6	17:58	25.5	0	3	3	2	2	0	0	0	7	0.0%	1-3	25.0%
C	19	Jason Arnott	6	17:50	24.3	2	0	2	-3	0	1	0	0	26	7.7%	55-60	47.8%
D	37	Denis Grebeshkov	2	11:22	17.5	0	2	2	2	0	0	0	0	0	0.0%	0-0	0.0%
D	2	Dan Hamhuis	6	22:24	28	0	2	2	-1	2	0	0	0	4	0.0%	0-0	0.0%
D	8	Kevin Klein	6	17:42	23.2	0	2	2	1	4	0	0	0	2	0.0%	0-0	0.0%
RW	25	Jerred Smithson	6	15:35	24	1	0	1	-1	6	0	0	0	5	20.0%	30-18	62.5%
D	32	Cody Franson*	4	9:02	12	0	1	1	1	2	0	0	0	5	0.0%	0-0	0.0%
RW	27	Patric Hornqvist	2	13:10	20.5	0	1	1	-2	4	0	0	0	1	0.0%	0-1	0.0%
RW	22	Jordin Tootoo	6	7:57	11.2	0	1	1	0	2	0	0	0	5	0.0%	0-0	0.0%
C	9	Marcel Goc	6	16:06	22.8	0	1	1	-2	2	0	0	0	13	0.0%	36-37	49.3%
C	33	Colin Wilson*	6	13:42	19	0	1	1	-1	0	0	0	0	8	0.0%	0-4	0.0%
D	20	Ryan Suter	6	24:08	31.8	0	0	0	-1	0	0	0	0	16	0.0%	0-0	0.0%
C	14	Dustin Boyd	4	7:03	10	0	0	0	-1	0	0	0	0	4	0.0%	9-7	56.2%
D	51	Francis Bouillon	6	19:37	25.5	0	0	0	-1	6	0	0	0	3	0.0%	0-0	0.0%
LW	13	Nick Spaling*	6	8:23	12.2	0	0	0	0	0	0	0	0	3	0.0%	5-3	62.5%

#	GOALTENDER	GP	MINS	GAA	W	L	SO	GA	SA	SV%	G	A	PIM
35	Pekka Rinne	6	358	2.68	2	4	0	16	179	.911	0	0	0
NASHVILLE TOTALS		6	362	2.83	2	4	0	17	180	.906	0	0	0

2011 PLAYOFF SCORING

POS.	#	PLAYER	GP	TOI/G	SHIFT/GM	G	A	PTS	+/-	PIM	PPG	SHG	GWG	S	S%	FO	F0%
RW	29	Joel Ward	12	20:25	29.5	7	6	13	4	6	2	0	1	28	25.0%	15-23	39.5%
C	11	David Legwand	12	22:06	31.9	6	3	9	1	8	1	2	0	31	19.4%	124-123	50.2%
C	12	Mike Fisher	12	20:43	30.3	3	4	7	-1	11	0	0	1	25	12.0%	117-130	47.4%
LW	13	Nick Spaling	12	15:19	23.8	2	4	6	3	0	0	0	1	11	18.2%	59-52	53.2%
D	4	Cody Franson	12	15:19	22.1	1	5	6	0	0	0	0	0	22	4.5%	0-0	0.0%
RW	10	Martin Erat	10	19:15	28.5	1	5	6	0	6	1	0	0	15	6.7%	2-4	33.3%
D	20	Ryan Suter	12	28:51	34.2	1	5	6	2	6	0	0	0	23	4.3%	0-0	0.0%
RW	22	Jordin Tootoo	12	13:26	19.9	1	5	6	4	28	0	0	0	30	3.3%	0-1	0.0%
D	6	Shea Weber	12	27:58	34.3	3	2	5	3	8	2	0	0	38	7.9%	0-0	0.0%
LW	74	Sergei Kostitsyn	12	18:21	27	0	5	5	0	2	0	0	0	10	0.0%	0-1	0.0%
RW	27	Patric Hornqvist	12	15:16	22.9	2	1	3	-2	6	1	0	0	43	4.7%	0-2	0.0%
LW	26	Steve Sullivan	9	9:23	14.8	2	1	3	2	2	0	0	1	7	28.6%	0-1	0.0%
D	8	Kevin Klein	12	20:14	29	1	2	3	3	6	0	0	0	15	6.7%	0-0	0.0%
RW	24	Matt Halischuk*	12	11:45	18.2	2	0	2	-1	0	0	0	1	7	28.6%	1-5	16.7%
C	25	Jerred Smithson	11	14:09	23.6	1	1	2	2	8	0	0	1	16	6.3%	53-44	54.6%
LW	5	Blake Geoffrion*	12	7:37	12.2	0	2	2	1	4	0	0	0	12	0.0%	27-23	54%
D	7	Jonathon Blum*	12	18:51	27.4	0	2	2	2	0	0	0	0	11	0.0%	0-0	0.0%
RW	71	J-P Dumont	3	6:48	9.7	0	1	1	-1	2	0	0	0	2	0.0%	0-0	0.0%
G	35	Pekka Rinne	12	--	--	0	1	1	0	0	0	0	0	0	0.0%	--	--
D	55	Shane O'Brien	12	16:47	23.6	0	0	0	-2	18	0	0	0	6	0.0%	0-0	0.0%
C	33	Colin Wilson	3	11:37	18	0	0	0	-1	0	0	0	0	2	0.0%	2-1	66.7%

#	GOALTENDER	GP	MINS	GAA	W	L	SO	GA	SA	SV%	G	A	PIM
35	Pekka Rinne	12	748	2.57	6	6	0	32	343	.907	0	1	0
39	Anders Lindback*	1	13	0.00	0	0	0	0	9	1.000	0	0	0
NASHVILLE TOTALS		12	768	2.66	6	6	0	34	354	.904	0	1	0

* = rookie



YEAR-BY-YEAR SCORING

2012 PLAYOFF SCORING

POS.	#	PLAYER	GP	TOI/G	SHIFT/GM	G	A	PTS	+/-	PIM	PPG	SHG	GWG	S	%	FO	F0%
C	11	David Legwand	10	18:39	25.9	3	3	6	3	10	1	0	2	25	12.0%	66-66	50.0%
RW	47	Alexander Radulov	8	18:08	24	1	5	6	2	4	0	0	0	13	7.7%	2-3	40.0%
LW	57	Gabriel Bourque*	10	12:59	19.7	3	2	5	0	4	0	0	1	13	23.1%	1-4	20.0%
LW	46	Andrei Kostitsyn	8	15:30	21.4	3	1	4	3	2	0	0	0	12	25.0%	1-2	33.3%
D	8	Kevin Klein	10	19:30	26.2	2	2	4	-2	2	0	0	1	11	18.2%	0-0	0.0%
RW	10	Martin Erat	10	18:50	26.3	1	3	4	-1	6	1	0	0	12	8.3%	7-15	31.8%
C	12	Mike Fisher	10	20:43	28.7	1	3	4	-4	8	0	0	0	21	4.8%	85-104	45.0%
RW	27	Patric Hornqvist	10	15:24	20.5	1	3	4	1	2	1	0	0	36	2.8%	2-3	40.0%
D	20	Ryan Suter	10	28:49	31.6	1	3	4	-3	4	1	0	0	30	3.3%	0-0	0.0%
D	6	Shea Weber	10	28:26	31.7	2	1	3	-1	9	1	0	0	33	6.1%	0-0	0.0%
D	51	Francis Bouillon	10	14:57	20	0	3	3	7	2	0	0	0	8	0.0%	0-0	0.0%
LW	13	Nick Spaling	10	15:49	23.9	0	3	3	4	0	0	0	0	7	0.0%	46-53	46.5%
C	28	Paul Gaustad	10	11:35	18.8	1	1	2	-1	5	0	0	0	6	16.7%	95-63	60.1%
LW	74	Sergei Kostitsyn	10	15:43	23.6	1	1	2	-3	4	0	0	1	7	14.3%	0-2	0.0%
RW	18	Brandon Yip	10	8:57	12.9	1	1	2	-1	6	0	0	0	11	9.1%	0-2	0.0%
C	33	Colin Wilson	4	13:25	18.3	1	0	1	1	0	0	0	0	7	14.3%	2-1	66.7%
C	15	Craig Smith*	2	8:24	12	0	1	1	-1	0	0	0	0	3	0.0%	0-0	0.0%
RW	24	Matt Halischuk	5	7:00	11.2	0	1	1	1	4	0	0	0	0	0.0%	0-1	0.0%
D	38	Jack Hillen	2	7:53	12.5	0	0	0	1	2	0	0	0	1	0.0%	0-0	0.0%
D	49	Ryan Ellis*	3	6:53	9.7	0	0	0	2	0	0	0	0	2	0.0%	0-0	0.0%
RW	22	Jordin Tootoo	3	7:46	10.3	0	0	0	0	4	0	0	0	2	0.0%	0-0	0.0%
D	75	Hal Gill	5	15:07	21.2	0	0	0	2	0	0	0	0	3	0.0%	0-0	0.0%
D	59	Roman Josi*	10	18:47	25.5	0	0	0	-4	10	0	0	0	12	0.0%	0-0	0.0%

#	GOALTENDER	GP	MINs	GAA	W	L	SO	GA	SA	SV%	G	A	PIM
35	Pekka Rinne	10	609	2.07	5	5	1	21	343	.929	0	0	2
	NASHVILLE TOTALS	10	609	2.07	5	5	1	21	343	.929	0	0	2

2015 PLAYOFF SCORING

POS.	#	PLAYER	GP	TOI/G	SHIFT/GM	G	A	PTS	+/-	PIM	PPG	SHG	GWG	S	%	FO	F0%
LW	9	Filip Forsberg*	6	20:35	30.3	4	2	6	1	4	1	0	0	22	18.2%	0-1	0.0%
RW	33	Colin Wilson	6	19:44	28.3	5	0	5	-1	0	4	0	1	19	26.3%	4-5	44.4%
LW	18	James Neal	6	20:37	29.7	4	1	5	0	8	1	0	0	25	16%	1-3	25%
RW	15	Craig Smith	6	20:33	28.8	2	3	5	2	0	0	0	1	33	6.1%	5-9	35.7%
C	63	Mike Ribeiro	6	23:21	30.5	1	4	5	2	4	0	0	0	11	9.1%	44-52	45.8%
D	3	Seth Jones	6	28:02	37.3	0	4	4	-6	6	0	0	0	8	0.0%	0-0	0.0%
LW	25	Viktor Stalberg	6	14:08	22.7	1	2	3	1	0	0	0	0	18	5.6%	0-0	0.0%
D	4	Ryan Ellis	6	26:24	35.5	0	3	3	4	2	0	0	0	13	0.0%	0-0	0.0%
RW	7	Matt Cullen	6	17:19	28.5	1	1	2	-1	4	0	0	0	11	9.1%	50-42	54.4%
C	19	Calie Jarnkrok*	6	16:28	26.3	0	2	2	-2	0	0	0	0	8	0.0%	41-40	50.6%
D	44	Cody Franson	5	14:36	22.4	0	2	2	1	0	0	0	0	6	0.0%	0-0	0.0%
D	59	Roman Josi	6	31:36	39.3	1	0	1	-5	0	0	0	0	21	4.8%	0-0	0.0%
RW	18	Mike Santorelli	4	13:20	20.8	1	0	1	2	0	0	0	0	7	14.30%	1-0	100
D	14	Mattias Ekholm	6	26:24	35	1	0	1	4	2	0	0	0	6	16.70%	0-0	0.0%
C	12	Mike Fisher	3	11:32	17	0	1	1	1	0	0	0	0	2	0.0%	16-19	45.7%
D	6	Shea Weber	2	25:49	32.5	0	1	1	0	2	0	0	0	2	0.0%	0-0	0.0%
LW	57	Gabriel Bourque	5	15:25	25.2	0	0	0	-3	2	0	0	0	4	0.0%	0-0	0.0%
D	25	Victor Bartley	4	11:21	18	0	0	0	0	2	0	0	0	3	0.0%	0-0	0.0%
D	20	Anton Volchenkov	1	13:51	27	0	0	0	0	2	0	0	0	0	0.0%	0-0	0.0%
C	28	Paul Gaustad	6	15:56	25.3	0	0	0	-1	22	0	0	0	5	0.0%	65-51	56.0%
LW	56	Kevin Fiala*	1	11:05	15	0	0	0	-1	0	0	0	0	2	0.0%	0-0	0.0%
LW	41	Taylor Beck	5	12:55	21.2	0	0	0	-2	2	0	0	0	6	0.0%	0-0	0.0%

#	GOALTENDER	GP	MINs	GAA	W	L	SO	GA	SA	SV%	G	A	PIM
35	Pekka Rinne	6	425	2.68	2	4	0	19	208	.908	0	1	0
	NASHVILLE TOTALS	6	425	2.68	2	4	0	19	208	.908	0	1	0

* = rookie




YEAR-BY-YEAR SCORING

2016 PLAYOFF SCORING

POS.	#	PLAYER	GP	TOI/G	SHIFT/GM	G	A	PTS	+/-	PIM	PPG	SHG	GWG	S	%	FO	FO%
LW	33	Colin Wilson	14	16:59	24.2	5	8	13	8	0	0	0	0	27	18.5%	2-5	28.6%
D	59	Roman Josi	14	27:57	34.4	1	8	9	-6	12	0	0	0	42	2.4%	0-0	0.0%
RW	18	James Neal	14	21:29	28.4	4	4	8	1	8	1	0	1	47	8.5%	0-2	0.0%
C	92	Ryan Johansen	14	18:42	25.7	4	4	8	0	16	0	0	0	23	17.4%	105-100	51.2%
C	12	Mike Fisher	14	18:39	27.5	5	2	7	-1	2	1	0	1	35	14.3%	141-134	51.3%
D	14	Mattias Ekholm	14	23:48	31.4	3	4	7	2	4	0	0	0	25	12%	0-0	0.0%
D	6	Shea Weber	14	27:09	34.9	3	4	7	-7	18	1	0	2	28	10.7%	0-0	0.0%
D	4	Ryan Ellis	14	24:11	30.9	0	6	6	0	4	0	0	0	22	0.0%	0-0	0.0%
LW	9	Filip Forsberg	14	19:58	27.1	2	2	4	-11	2	1	0	1	38	5.3%	1-2	33.3%
RW	15	Craig Smith	11	15:17	21.5	1	1	2	1	4	0	0	0	31	3.2%	5-12	29.4%
RW	20	Miikka Salomaki*	14	13:01	20.6	1	1	2	2	6	0	0	0	15	6.7%	0-1	0.0%
LW	38	Viktor Arvidsson*	14	13:29	20.5	1	1	2	-3	8	0	0	1	24	4.2%	0-4	0.0%
C	63	Mike Ribeiro	12	15:22	20.5	0	2	2	-3	16	0	0	0	7	0.0%	27-46	37%
C	28	Paul Gaustad	14	11:40	20.4	1	0	1	0	0	0	0	1	14	7.1%	85-58	59.4%
C	19	Calle Jankrok	14	14:55	23.5	0	1	1	-5	4	0	0	0	7	0.0%	29-36	44.6%
G	35	Pekka Rinne	14	--	--	0	1	1	--	--	--	--	--	--	--	--	--
LW	24	Eric Nystrom	1	9:22	15	0	0	0	0	2	0	0	0	0	0.0%	0-0	0.0%
LW	37	Pontus Aberg*	2	6:43	10	0	0	0	0	0	0	0	0	0	0.0%	0-0	0.0%
G	30	Carter Hutton	3	--	--	0	0	0	--	--	--	--	--	--	--	--	--
C	16	Cody Bass	6	6:12	12.8	0	0	0	-2	2	0	0	0	3	0.0%	12-14	46.2%
C	10	Colton Sissons*	10	10:34	17.8	0	0	0	-1	8	0	0	0	6	0.0%	32-30	51.6%
D	2	Anthony Bitetto*	14	11:29	17.1	0	0	0	1	6	0	0	0	10	0.0%	0-0	0.0%
D	5	Barret Jackman	14	12:45	18.4	0	0	0	1	22	0	0	0	6	0.0%	0-0	0.0%

#	GOALTENDER	GP	MINs	GAA	W	L	SO	GA	SA	SV%	G	A	PIM
35	Pekka Rinne	14	866	2.63	7	7	0	38	404	.906	0	1	0
30	Carter Hutton	3	20	9.00	0	0	0	1	3	.667	0	0	0
NASHVILLE TOTALS		14	893	2.89	7	7	0	43	411	.895	0	1	0

* = rookie





YEAR-BY-YEAR SCORING

2017 PLAYOFF SCORING

POS.	#	PLAYER	GP	TOI/G	SHIFT/GM	G	A	PTS	+/-	PIM	PPG	SHG	GWG	S	%	FO	FO%
LW	9	Filip Forsberg	22	19:59	28	9	7	16	14	14	1	0	0	71	12.7%	1-1	50.0%
D	59	Roman Josi	22	25:45	32	6	8	14	2	12	2	0	1	76	7.9%	0-0	0.0%
D	4	Ryan Ellis	22	23:25	30.9	5	8	13	4	12	2	0	1	48	10.4%	0-0	0.0%
LW	38	Viktor Arvidsson	22	18:39	26.6	3	10	13	3	19	0	0	1	49	6.1%	6-3	66.7%
C	92	Ryan Johansen	14	20:45	28.2	3	10	13	12	12	0	0	1	15	20.0%	165-139	54.3%
C	10	Colton Sissons	22	15:03	23.3	6	6	12	7	16	1	0	2	28	21.4%	129-135	48.9%
D	76	P.K. Subban	22	25:32	32.2	2	10	12	5	29	0	0	0	39	5.1%	0-0	0.0%
D	14	Mattias Ekholm	22	25:20	32.5	1	10	11	6	38	1	0	0	33	3.0%	0-0	0.0%
LW	18	James Neal	22	17:54	23.9	6	3	9	-8	14	1	0	2	67	9.0%	1-0	100.0%
LW	51	Austin Watson	22	13:40	21.1	4	5	9	3	28	0	0	0	28	14.3%	1-2	33.3%
C	19	Calle Jarnkrok	21	16:59	26	2	5	7	-2	2	0	0	0	26	7.7%	153-158	49.2%
LW	46	Pontus Aberg	16	12:54	20.3	2	3	5	-1	2	0	0	1	23	8.7%	0-0	0.0%
LW	33	Colin Wilson	14	15:16	22.3	2	2	4	-1	2	2	0	0	20	10.0%	0-4	0%
C	12	Mike Fisher	20	17:17	25.1	0	4	4	-6	2	0	0	0	34	0.0%	193-183	51.3%
C	32	Frederick Gaudreau*	8	11:29	17.6	3	0	3	2	0	0	0	2	7	42.9%	29-32	47.5%
RW	15	Craig Smith	10	12:50	20.1	1	2	3	2	2	0	0	0	21	4.8%	0-1	0.0%
LW	26	Harry Zolnierczyk	11	8:49	14.5	1	2	3	3	0	0	0	0	6	16.7%	0-0	0.0%
G	35	Pekka Rinne	22	--	--	0	3	3	--	0	--	--	--	--	--	--	--
LW	56	Kevin Fiala*	5	13:54	18.6	2	0	2	0	0	1	0	1	12	16.7%	0-0	0.0%
C	83	Vernon Fiddler	9	8:02	14.7	1	1	2	-4	25	0	0	1	7	14.3%	27-31	46.6%
D	52	Matt Irwin	22	11:54	18.2	0	2	2	-1	4	0	0	0	10	0.0%	0-0	0.0%
LW	55	Cody McLeod	15	6:49	11.7	1	0	1	-1	27	0	0	1	11	9.1%	0-2	0.0%
D	7	Yannick Weber	22	11:09	17.5	0	1	1	0	5	0	0	0	12	0.0%	0-0	0.0%
RW	11	PA Parenteau	5	9:22	15	0	0	0	0	0	0	0	0	6	0.0%	0-1	0.0%
RW	20	Mikika Salomaki	6	8:12	12.8	0	0	0	0	2	0	0	0	4	0.0%	1-0	100%

#	GOALTENDER	GP	MINS	GAA	W	L	SO	GA	SA	SV%	G	A	PIM
35	Pekka Rinne	22	1288	1.96	14	8	2	42	599	.930	0	3	0
74	Juuse Saros	2	56	3.18	0	0	0	3	17	.824	0	0	0
NASHVILLE TOTALS		22	1346	2.01	14	8	2	45	616	.927	0	3	0

* = rookie





YEAR-BY-YEAR SCORING

2018 PLAYOFF SCORING

POS.	#	PLAYER	GP	TOI/G	SHIFT/GM	G	A	PTS	+/-	PIM	PPG	SHG	GWG	S	S%	FO	FO%
LW	9	Filip Forsberg	13	17:45	25.8	7	9	16	2	2	1	0	1	58	12.1%	0-0	0.0%
C	92	Ryan Johansen	13	19:00	26.5	5	9	14	3	1	1	1	1	22	22.7%	143-96	59.8%
LW	33	Viktor Arvidsson	13	18:06	24.9	5	4	9	-1	6	0	0	1	45	11.1%	0-5	0.0%
D	76	P.K. Subban	13	2:35	33.7	4	5	9	-2	10	4	0	1	38	10.5%	0-0	0.0%
LW	51	Austin Watson	13	14:25	23.2	5	3	8	3	12	0	0	0	25	23.2%	0-0	0.0%
D	14	Mattias Ekholm	13	23:24	32.4	1	7	8	4	12	0	0	0	20	5%	0-0	0.0%
C	10	Colton Sissons	13	16:16	25.5	3	4	7	-2	8	0	0	0	18	25.5%	68-54	55.7%
C	13	Nick Bonino	13	16:48	26.5	2	3	5	-1	9	0	0	0	26	7.7%	87-76	53.4%
D	6	Ryan Ellis	13	0:53	32.2	0	5	5	-4	8	0	0	0	30	0.0%	0-0	0.0%
LW	22	Kevin Fiala	12	14:26	20.9	3	1	4	-3	8	1	0	0	30	10.0%	0-0	0.0%
D	59	Roman Josi	13	1:20	32.5	0	4	4	-4	2	0	0	0	47	0.0%	0-0	0.0%
RW	15	Craig Smith	13	15:43	21.8	2	2	4	-3	2	1	0	0	32	6.3%	6-6	50.0%
RW	38	Ryan Hartman	9	11:57	18.7	2	1	3	0	10	0	0	1	12	16.7%	3-4	42.9%
C	8	Kyle Turris	13	15:58	22.2	0	3	3	-3	6	0	0	0	17	0.0%	71-85	45.5%
C	12	Mike Fisher	12	11:14	18.7	1	0	1	0	2	0	0	0	13	7.7%	78-42	65.0%
D	7	Yannick Weber	4	10:01	17	1	0	1	2	2	0	0	0	3	33.3%	0-0	0.0%
C	17	Calle Jarnkrok	7	12:26	20.6	0	1	1	-3	0	0	0	0	7	0.0%	4-6	40.0%
D	25	Alexei Emelin	10	11:19	15.8	0	0	0	-1	0	0	0	0	2	0.0%	0-0	0.0%
D	52	Matt Irwin	52	10:41	15.9	0	0	0	1	2	0	0	0	6	0.0%	0-0	0.0%
RW	20	Mikika Salomaki	8	10:26	16.5	0	0	0	-1	2	0	0	0	11	16.5%	0-1	0.0%
LW	17	Scott Hartnell	4	9:32	16.3	0	0	0	-1	0	0	0	0	4	16.3%	1-1	50.0%

#	GOALTENDER	GP	MINS	GAA	W	L	SO	GA	SA	SV%	G	A	PIM
35	Pekka Rinne	13	684	3.07	7	6	2	35	363	.904	0	0	2
74	Juuse Saros	4	114	1.05	0	0	0	2	42	.952	0	0	0
	NASHVILLE TOTALS	13	806	3.13	7	6	2	37	409	.897	0	0	2

2019 PLAYOFF SCORING

POS.	#	PLAYER	GP	TOI/G	SHIFT/GM	G	A	PTS	+/-	PIM	PPG	SHG	GWG	S	S%	FO	FO%
D	59	Roman Josi	6	25:53	31.3	2	2	4	-1	4	0	0	0	14	14.3%	0-0	0.0%
LW	23	Rocco Grimaldi	5	12:59	19.6	3	0	3	1	0	0	0	0	15	20.0%	2-0	100.0%
D	4	Ryan Ellis	6	24:16	31.7	0	3	3	-2	0	0	0	0	10	0.0%	0-0	0.0%
D	76	P.K. Subban	6	25:29	31.2	1	2	3	-3	0	0	0	0	18	5.6%	0-0	0.0%
RW	19	Calle Jarnkrok	6	15:35	23.2	0	2	2	1	2	0	0	0	4	0.0%	21-23	47.7%
D	14	Mattias Ekholm	6	23:56	30.7	0	2	2	-2	12	0	0	0	14	0.0%	0-0	0.0%
LW	11	Brian Boyle	3	12:39	18	0	2	2	4	2	0	0	0	7	0.0%	4-4	50.0%
LW	51	Austin Watson	6	12:25	18.7	1	1	2	-2	6	0	0	0	14	7.1%	0-0	0.0%
C	92	Ryan Johansen	6	20:50	27	1	1	2	-2	2	0	0	0	18	5.6%	77-63	55.0%
LW	64	Mikael Granlund	6	15:10	21.8	1	1	2	1	2	0	0	1	12	8.3%	13-8	61.9%
C	13	Nick Bonino	6	15:29	23.3	0	2	2	-3	2	0	0	0	7	0.0%	40-28	58.8%
C	8	Kyle Turris	6	14:26	21.2	1	1	2	2	2	0	0	0	16	6.3%	26-26	50.0%
LW	9	Filip Forsberg	6	19:51	26.7	1	1	2	-2	6	0	0	0	18	5.6%	0-0	0.0%
RW	20	Mikika Salomaki	2	10:20	17.5	0	1	1	0	0	0	0	0	1	0.0%	0-0	0.0%
RW	15	Craig Smith	6	14:05	21.5	1	0	1	0	2	0	0	1	16	6.3%	0-0	0.0%
D	57	Dante Fabbro	6	12:04	17.8	0	1	1	2	0	0	0	0	3	0.0%	0-0	0.0%
RW	17	Wayne Simmonds	2	7:28	9.5	0	0	0	1	0	0	0	0	1	0.0%	0-0	0.0%
LW	33	Viktor Arvidsson	6	20:04	26.3	0	0	0	-2	2	0	0	0	18	0.0%	0-0	0.0%
D	5	Dan Hamhuis	6	13:29	19	0	0	0	2	0	0	0	0	5	0.0%	0-0	0.0%
C	10	Colton Sissons	6	15:56	22.5	0	0	0	-5	6	0	0	0	7	0.0%	32-35	47.8%

#	GOALTENDER	GP	MINS	GAA	W	L	SO	GA	SA	SV%	G	A	PIM
35	Pekka Rinne	6	329	3.09	2	4	0	17	179	.905	0	0	0
74	Juuse Saros	1	45	1.33	0	0	0	1	21	.952	0	0	2
	NASHVILLE TOTALS	6	375	2.88	2	4	0	18	200	.910	0	0	2

* = rookie



YEAR-BY-YEAR SCORING

2020 PLAYOFF SCORING

POS.	#	PLAYER	GP	TOI/G	SHIFT/GM	G	A	PTS	+/-	PIM	PPG	SHG	GWG	S	S%	FO	FO%
LW	9	Filip Forsberg	4	19:34	24.8	3	2	5	+1	2	2	0	0	23	13.0%	0-0	0.0%
C	92	Ryan Johansen	4	18:25	23.5	1	4	5	+1	2	0	0	0	7	14.3%	50-34	59.5%
D	59	Roman Josi	4	26:56	32.3	0	4	4	-2	0	0	0	0	21	0.0%	0-0	0.0%
RW	33	Viktor Arvidsson	4	16:26	20.8	3	0	3	0	2	1	0	0	16	18.8%	1-0	100.0%
D	4	Ryan Ellis	4	26:39	33	1	2	3	0	2	0	0	0	13	7.7%	0-0	0.0%
C	95	Matt Duchene	4	17:12	20.3	1	1	2	-4	2	1	0	0	11	9.1%	18-10	64.3%
LW	19	Calle Jarnkrok	4	13:09	19	1	0	1	0	0	0	0	1	6	16.7%	1-1	50.0%
C	13	Nick Bonino	4	16:23	21	1	0	1	-2	2	0	0	0	7	14.3%	32-23	58.2%
LW	64	Mikael Granlund	4	18:43	24	0	1	1	-3	2	0	0	0	7	0.0%	3-3	50.0%
C	10	Colton Sissons	4	12:54	18	0	1	1	0	0	0	0	0	1	0.0%	29-23	55.8%
D	14	Mattias Ekholm	4	24:08	30.5	0	1	1	-2	0	0	0	0	12	0.0%	0-0	0.0%
RW	23	Rocco Grimaldi	4	12:32	15.8	0	1	1	-1	2	0	0	0	6	0.0%	0-0	0.0%
D	57	Dante Fabbro*	4	20:35	26.8	0	0	0	-1	2	0	0	0	2	0.0%	0-0	0.0%
C	8	Kyle Turris	4	15:02	18	0	0	0	-4	0	0	0	0	6	0.0%	7-11	38.9%
D	7	Yannick Weber	4	8:38	13.5	0	0	0	-2	0	0	0	0	3	0.0%	0-0	0.0%
LW	51	Austin Watson	4	10:35	14.5	0	0	0	0	2	0	0	0	6	0.0%	0-0	0.0%
D	24	Jarred Tinordi	4	10:38	17	0	0	0	-2	2	0	0	0	3	0.0%	0-0	0.0%
RW	15	Craig Smith	4	12:49	17	0	0	0	-4	2	0	0	0	13	0.0%	0-0	0.0%

#	GOALTENDER	GP	MINS	GAA	W	L	SO	GA	SA	SV%	G	A	PIM
74	Juuse Saros	4	242	3.22	1	3	0	13	124	.895	0	0	0
	NASHVILLE TOTALS	4	242	3.22	1	3	0	13	124	.895	0	0	0

2021 PLAYOFF SCORING

POS.	#	PLAYER	GP	TOI/G	SHIFT/GM	G	A	PTS	+/-	PIM	PPG	SHG	GWG	S	S%	FO	FO%
C	64	Mikael Granlund	6	23:39	29.8	2	3	5	-3	2	1	0	0	10	14.3	53-119	44.5
D	4	Ryan Ellis	6	25:26	33.2	1	4	5	-1	2	0	0	0	13	13.0	0-0	0.0
C	92	Ryan Johansen	6	18:08	25.7	3	1	4	-2	14	1	0	0	15	0.0	48-98	49.0
C	56	Erik Haula	6	20:20	27.7	1	3	4	-3	4	0	0	0	11	7.7	48-93	51.6
D	59	Roman Josi	6	26:57	32.3	0	4	4	-5	2	0	0	0	25	18.8	0-0	0.0
LW	9	Filip Forsberg	6	20:31	26.7	2	1	3	0	4	0	0	0	21	9.1	0-1	0.0
RW	95	Matt Duchene	6	16:56	24.0	1	2	3	1	2	0	0	1	15	0.0	10-17	58.8
D	14	Mattias Ekholm	6	26:27	34.5	0	3	3	2	6	0	0	0	12	16.7	0-0	0.0
LW	21	Nick Cousins	4	17:21	24.5	2	0	2	-1	2	1	0	0	8	0.0	1-5	20.0
LW	13	Yakov Trenin*	6	14:46	21.3	2	0	2	-2	0	0	0	0	10	14.3	0-2	0.0
RW	11	Luke Kunin	6	17:04	24.0	2	0	2	1	2	0	0	1	13	0.0	1-5	20.0
C	10	Colton Sissons	6	18:07	26.7	0	2	2	-1	2	0	0	0	3	0.0	54-106	50.9
D	45	Alexandre Carrier*	6	25:16	32.7	0	2	2	1	4	0	0	0	16	0.0	0-0	0.0
RW	19	Calle Jarnkrok	5	19:44	29.6	0	1	1	-1	2	0	0	0	6	0.0	0-1	0.0
D	17	Ben Harpur	5	20:21	29.4	0	1	1	-2	2	0	0	0	2	0.0	0-0	0.0
RW	84	Tanner Jeannot*	5	13:06	18.0	0	1	1	-1	2	0	0	0	3	0.0	0-0	0.0
RW	15	Brad Richardson	2	9:29	17.5	0	0	0	0	0	0	0	0	2	0.0	1-1	100.0
D	44	Erik Gudbranson	2	12:59	19.0	0	0	0	-1	0	0	0	0	4	0.0	0-0	0.0
RW	33	Viktor Arvidsson	2	15:02	19.5	0	0	0	-1	2	0	0	0	2	0.0	0-0	0.0
LW	25	Mathieu Olivier*	2	13:46	21.0	0	0	0	-3	2	0	0	0	2	0.0	0-0	0.0
RW	28	Eeli Tolvanen*	4	19:01	24.8	0	0	0	0	0	0	0	0	11	0.0	1-1	100.0
D	5	Matt Benning	5	18:36	27.4	0	0	0	-3	6	0	0	0	1	0.0	0-0	0.0

#	GOALTENDER	GP	MINS	GAA	W	L	SO	GA	SA	SV%	G	A	PIM
74	Juuse Saros	6	432	2.78	2	4	0	20	252	.921	0	1	0
	NASHVILLE TOTALS	6	432	2.78	2	4	0	20	252	.921	0	1	0

* = rookie



YEAR-BY-YEAR SCORING

2022 PLAYOFF SCORING

POS.	#	PLAYER	GP	TOI/G	SHIFT/GM	G	A	PTS	+/-	PIM	PPG	SHG	GWG	S	%	FO	FO%
RW	95	Matt Duchene	4	20:43	25.3	3	1	4	1	0	1	0	0	8	37.5%	1-5	20%
LW	13	Yakov Trenin	4	15:12	21.3	3	0	3	-1	4	0	0	0	10	30.0%	1-1	100%
C	64	Mikael Granlund	4	21:52	26.5	0	3	3	-1	0	0	0	0	10	0.0%	43-84	51.2%
D	45	Alexandre Carrier*	4	21:21	29.3	0	3	3	-1	2	0	0	0	4	0.0%	0-0	0.0%
D	59	Roman Josi	4	26:03	30.0	1	1	2	-3	0	1	0	0	21	4.8%	0-0	0.0%
C	10	Colton Sissons	4	16:07	25.3	0	2	2	-1	0	0	0	0	6	0.0%	36-72	50.0%
C	92	Ryan Johansen	4	16:54	23.5	0	2	2	-2	2	0	0	0	2	0.0%	36-69	52.2%
D	14	Mattias Ekholm	4	22:49	30.5	0	2	2	-2	0	0	0	0	8	0.0%	0-0	0.0%
RW	28	Eeli Tolvanen	3	11:03	16.3	1	0	1	-2	2	1	0	0	4	25.0%	0-0	0.0%
LW	9	Filip Forsberg	4	20:05	24.8	1	0	1	-1	6	0	0	0	13	7.7%	0-0	0.0%
D	5	Matt Benning	3	14:30	23.3	0	1	1	-2	0	0	0	0	4	0.0%	0-0	0.0%
RW	11	Luke Kunin	4	13:13	18.8	0	1	1	-2	4	0	0	0	2	0.0%	0-0	0.0%
RW	84	Tanner Jeannot*	4	17:06	23.5	0	1	1	-4	0	0	0	0	5	0.0%	1-1	100%
C	47	Michael McCarron	2	11:18	16.5	0	0	0	-3	2	0	0	0	5	0.0%	5-14	35.7%
C	8	Cody Glass	2	9:49	15.0	0	0	0	0	0	0	0	0	1	0.0%	8-17	47.1%
D	90	Mark Borowiecki	2	15:47	23.5	0	0	0	-1	0	0	0	0	1	0.0%	0-0	0.0%
D	3	Jeremy Lauzon	3	17:02	24.0	0	0	0	-3	2	0	0	0	2	0.0%	0-0	0.0%
C	26	Philip Tomasino*	3	10:27	16.3	0	0	0	-2	12	0	0	0	0	0.0%	0-0	0.0%
RW	25	Mathieu Olivier	3	8:26	13.0	0	0	0	-3	12	0	0	0	2	0.0%	0-0	0.0%
LW	21	Nick Cousins	3	12:21	17.7	0	0	0	-4	0	0	0	0	0	0.0%	0-1	0.0%
D	57	Dante Fabbro	4	19:40	27.5	0	0	0	-4	4	0	0	0	4	0.0%	0-0	0.0%

#	GOALTENDER	GP	MINS	GAA	W	L	SO	GA	SA	SV%	G	A	PIM
39	Connor Ingram*	4	230	3.64	0	3	0	14	161	.913	0	0	0
33	David Rittich	1	15	19.91	0	1	0	5	13	.615	0	0	0
NASHVILLE TOTALS		4	246	4.64	0	4	0	19	174	.891	0	0	0

* = rookie





TEAM PLAYOFF RECORDS – SEASON

STREAMS

LONGEST WINNING STREAK

5	- 4/13/17-4/24/17
AT HOME:	
6	- 4/17/17-5/16/17
ON ROAD:	
3	- 4/13/17-4/24/17

LONGEST LOSING STREAK

4	- 5/3/22-5/9/22
	- 4/23/06-4/30/06
AT HOME:	
3	- 5/3/11-5/9/11
ON ROAD:	
4	- 4/29/16-5/2/16

LONGEST SHUTOUT STREAK

14:05	- 4/13/17-4/17/17
AT HOME:	
100:40	- 4/20/12-5/4/12
ON ROAD:	
14:05	- 4/13/17-4/17/17

MOST CONSECUTIVE GAMES WITHOUT BEING SHUTOUT

24	- 4/12/18-5/27/21
AT HOME:	
15	- twice, last: 4/12/18-5/27/21
ON ROAD:	
17	- 4/30/11-5/7/16

LONGEST SCORELESS STREAK

164:45	- 5/2/12-5/7/12
AT HOME:	
119:00	- 4/21/06-4/30/06
ON ROAD:	
118:53	- 4/28/11-4/30/11

WINS

MOST WINS

14	- 2017
7	- 2018
	- 2016
AT HOME:	
9	- 2017
ON ROAD:	
5	- 2017
4	- 2018
	- 2011

FEWEST WINS

0	- 2022
1	- 2020*
	- 2007
	- 2006

AT HOME:	
0	- 2022
1	- 2020*
	- 2010
	- 2007
	- 2006

ON ROAD:

0	- eight times, last: 2022
---	---------------------------

LOSSES

MOST LOSSES

8	- 2017
7	- 2016
AT HOME:	
4	- 2018
	- 2011

ON ROAD:	
6	- 2017
4	- 2016

FEWEST LOSSES

3	- 2020*
4	- eight times, last: 2021
AT HOME:	
1	- five times, last: 2021
ON ROAD:	
2	- six times, last: 2020*

GOALS

MOST GOALS SCORED

60	- 2017
AT HOME:	
34	- 2017
ON ROAD:	
26	- 2017

FEWEST GOALS SCORED

9	- 2022
	- 2004
AT HOME:	
5	- 2006
ON ROAD:	
3	- 2022
	- 2007
	- 2004

MOST GOALS AGAINST

48	- 2017
AT HOME:	
27	- 2018
ON ROAD:	
31	- 2017

FEWEST GOALS AGAINST

12	- 2004
AT HOME:	
3	- 2004
ON ROAD:	
6	- 2007

SPECIAL TEAMS

MOST POWER PLAY GOALS

11	- 2017
AT HOME:	
5	- 2006
ON ROAD:	
7	- 2017

FEWEST POWER PLAY GOALS

0	- 2019
1	- 2010
	- 2004
AT HOME:	
0	- 2019
	- 2012
	- 2004

ON ROAD:	
0	- 2021
	- 2019
	- 2010

MOST POWER PLAY CHANCES

65	- 2017 (11 PPG, 16.9%)
AT HOME:	
36	- 2017 (4 PPG, 11.0%)
ON ROAD:	
29	- 2017 (7 PPG, 24.1%)

FEWEST POWER PLAY CHANCES

13	- 2022 (3 PPG, 23.1%)
14	- 2020 (4 PPG, 28.6%)*
AT HOME:	
5	- 2022 (2 PPG, 40%)
ON ROAD:	
5	- 2020 (1 PPG, 20.0%)
	- 2007 (1 PPG, 20.0%)

MOST POWER PLAY GOALS AGAINST

12	- 2016
	- 2011
AT HOME:	
8	- 2011
ON ROAD:	
9	- 2016

FEWEST POWER PLAY GOALS AGAINST

2	- 2020*
	- 2007
	- 2004
AT HOME:	
0	- 2004
ON ROAD:	
0	- 2007

MOST CONSECUTIVE GAMES WITH A PPG

4	- 4/13/11-4/20/11
AT HOME:	
3	- 4/15/15-4/23/15
2	- four times, last: 5/21/15-5/23/21
ON ROAD:	
4	- 4/15/12-4/29/12

MOST CONSECUTIVE GAMES WITHOUT A PPG

6	- 4/10/19-4/22/19
AT HOME:	
5	- 4/15/12-5/4/12
ON ROAD:	
4	- 4/22/11-5/7/11

MOST CONSECUTIVE UNSUCCESSFUL POWER PLAY ATTEMPTS

22	- 4/16/10-4/26/10
	- 4/7/04-4/15/04
AT HOME:	
23	- 4/1/12-5/4/12
ON ROAD:	
14	- 4/15/11-5/7/11

MOST CONSECUTIVE GAMES WITH A POWER PLAY GOAL AGAINST

6	- 4/13/11-4/24/11
AT HOME:	
6	- 4/17/11-5/9/11
ON ROAD:	
6	- 4/23/16-5/12/16

MOST CONSECUTIVE GAMES WITHOUT ALLOWING A POWER PLAY GOAL

5	- 4/30/11-5/12/17
4	- 4/17/15-4/23/15
	- 4/29/12-5/7/12
AT HOME:	
4	- 4/13/12-5/4/12
ON ROAD:	
3	- 4/13/17-4/24/17
	- 4/28/11-5/7/11

MOST CONSECUTIVE SUCCESSFUL PENALTY KILLS

23	- 4/1/11-4/2/11
AT HOME:	
13	- 4/11/04-4/17/04
ON ROAD:	
11	- 4/16/07-4/18/07

MOST SHORTHANDED GOALS

2	- 2011
AT HOME:	
1	- four times, last: 2018
ON ROAD:	
1	- three times, last: 2011

FEWEST SHORTHANDED GOALS

0	- five times, last: 2022
AT HOME:	
0	- eight times, last: 2022
ON ROAD:	
0	- eight times, last: 2022

MOST TIMES SHORTHANDED

64	- 2017 (7 PPGA, 89.0%)
AT HOME:	
23	- 2017 (3 PPGA, 86.9%)
ON ROAD:	
41	- 2017 (4 PPGA, 90.3%)

FEWEST TIMES SHORTHANDED

12	- 2020 (2 PPGA, 83.3%)*
16	- 2022 (1 PPGA, 56.3%)
AT HOME:	
7	- 2022 (5 PPGA, 28.6%)
9	- 2020 (1 PPGA, 88.9%)*
ON ROAD:	
3	- 2020 (1 PPGA, 66.7%)*
8	- 2015 (1 PPGA, 87.5%)*
	- 2007 (0 PPGA, 100.0%)

MOST SHORTHANDED GOALS AGAINST

2	- 2011
AT HOME:	
1	- 2020*
	- 2011
	- 2008
ON ROAD:	
1	- 2022
	- 2010
	- 2010
	- 2004

FEWEST SHORTHANDED GOALS AGAINST

0	- seven times, last: 2021
AT HOME:	
0	- 10 times, last: 2022
ON ROAD:	
0	- nine times, last: 2021

MOST CONSECUTIVE GAMES WITH A SHORTHANDED GOAL

None	
AT HOME:	
None	
ON ROAD:	
None	

MOST CONSECUTIVE GAMES WITH A SHORTHANDED GOAL AGAINST

None	
AT HOME:	
None	
ON ROAD:	
None	

PENALTY MINUTES

MOST PENALTY MINUTES

271	- 2017
148	- 2016
	- 2007
AT HOME:	
124	- 2007
ON ROAD:	
164	- 2017

FEWEST PENALTY MINUTES

30	- 2020*
52	- 2019
	- 2010
AT HOME:	
14	- 2022
22	- 2021
	- 2020*

ON ROAD:	
8	- 2020*
24	- 2019
	- 2007

FEWEST PENALTY MINUTES, OPPONENT

36	- 2020*
40	- 2022
AT HOME:	
323	- 2022
ON ROAD:	
12	- 2007

SHOTS

MOST SHOTS

653	- 2017
AT HOME:	
330	- 2017
ON ROAD:	
323	- 2017

FEWEST SHOTS

112	- 2022
56	- 2004
ON ROAD:	
45	- 2007

MOST SHOTS AGAINST

619	- 2017
AT HOME:	
326	- 2017
ON ROAD:	
293	- 2017

FEWEST SHOTS AGAINST

125	- 2020*
163	- 2007
AT HOME:	
63	- 2020*
80	- 2022
ON ROAD:	
62	- 2020*
	- 2007
64	- 2006

* Nashville's 2020 Stanley Cup Qualifying Round series was a best-of-five; Nashville was designated the "home" team in Games 1-2 and the "away" team in Games 3-4.



TEAM PLAYOFF RECORDS – SERIES

GOALS

MOST GOALS SCORED

22	- 2018 WCO vs. COL
	- 2011 WCO vs. ANA

AT HOME:

14	- 2015 WCO vs. CHI
----	--------------------

ON ROAD:

11	- 2018 WCO vs. COL
	- 2011 WCO vs. ANA

FEWEST GOALS SCORED

9	- 2022 WCO vs. COL
	- 2012 WCS vs. PHX
	- 2004 WCO vs. DET

AT HOME:

2	- 2012 WCS vs. PHX
---	--------------------

ON ROAD:

3	- 2022 WCO vs. COL
	- 2007 WCO vs. SJS
	- 2004 WCO vs. DET

MOST GOALS AGAINST

27	- 2018 WCS vs. WPG
----	--------------------

AT HOME:

19	- 2018 WCS vs. WPG
----	--------------------

ON ROAD:

18	- 2016 WCS vs. SJS
----	--------------------

FEWEST GOALS AGAINST

3	- 2017 WCO vs. CHI
---	--------------------

AT HOME:

1	- 2012 WCS vs. PHX
---	--------------------

ON ROAD:

0	- 2017 WCO vs. CHI
---	--------------------

MOST GOALS SCORED BY BOTH TEAMS

46	- 2018 WCS vs. WPG (WPG 27, NSH 19)
----	-------------------------------------

AT HOME:

28	- 2018 WCS vs. WPG (WPG 19, NSH 9)
----	------------------------------------

ON ROAD:

23	- 2016 WCS vs. SJS (SJS 18, NSH 5)
----	------------------------------------

FEWEST GOALS SCORED BY BOTH TEAMS

16	- 2017 WCO vs. CHI (NSH 13, CHI 3)
----	------------------------------------

AT HOME:

3	- 2012 WCS vs. PHX (NSH 2, PHX 1)
---	-----------------------------------

ON ROAD:

6	- 2017 WCO vs. CHI (NSH 6, CHI 0)
---	-----------------------------------

LARGEST GOAL ADVANTAGE

10	- 2017 WCO vs. CHI (NSH 13, CHI 3)
----	------------------------------------

AT HOME:

6	- 2015 WCO vs. CHI (NSH 14, CHI 8)
---	------------------------------------

ON ROAD:

6	- 2017 WCO vs. CHI (NSH 6, CHI 0)
---	-----------------------------------

LARGEST GOAL DEFICIT

12	- 2022 WCO vs. COL (COL 21, NSH 9)
----	------------------------------------

AT HOME:

10	- 2018 WCS vs. WPG (WPG 19, NSH 9)
----	------------------------------------

ON ROAD:

13	- 2016 WCS vs. SJS (SJS 18, NSH 5)
----	------------------------------------

SPECIAL TEAMS

MOST POWER PLAY GOALS

6	- 2015 WCS vs. CHI (22 PPG, 27.3%)
---	------------------------------------

	- 2011 WCO vs. ANA (21 PPG, 22.2%)
--	------------------------------------

	- 2006 WCO vs. SJS (32 PPG, 18.8%)
--	------------------------------------

AT HOME:

5	- 2006 WCO vs. SJS (21 PPG, 23.8%)
---	------------------------------------

ON ROAD:

3	- 2018 WCS vs. WPG (7 PPG, 42.9%)
---	-----------------------------------

	- 2017 WCS vs. STL (6 PPG, 50.0%)
--	-----------------------------------

	- 2012 WCS vs. PHX (11 PPG, 27.3%)
--	------------------------------------

	- 2011 WCO vs. ANA (13 PPG, 23.1%)
--	------------------------------------

FEWEST POWER PLAY GOALS

0	- 2019 WCO vs. DAL (15 PPG, 0.0%)
---	-----------------------------------

1	- 2016 WCO vs. ANA (26 PPG, 3.8%)
---	-----------------------------------

	- 2011 WCS vs. VAN (21 PPG, 4.8%)
--	-----------------------------------

	- 2010 WCO vs. CHI (27 PPG, 3.7%)
--	-----------------------------------

	- 2004 WCO vs. DET (29 PPG, 3.4%)
--	-----------------------------------

AT HOME:

0	- 2019 WCO vs. DAL (8 PPG, 0.0%)
---	----------------------------------

	- 2016 WCO vs. ANA (12 PPG, 0.0%)
--	-----------------------------------

	- 2012 WCS vs. PHX (8 PPG, 0.0%)
--	----------------------------------

	- 2012 WCO vs. DET (15 PPG, 0.0%)
--	-----------------------------------

	- 2004 WCO vs. DET (13 PPG, 0.0%)
--	-----------------------------------

ON ROAD:

0	- 2019 WCO vs. DAL (7 PPG, 0.0%)
---	----------------------------------

	- 2011 WCS vs. VAN (10 PPG, 0.0%)
--	-----------------------------------

	- 2010 WCO vs. CHI (12 PPG, 0.0%)
--	-----------------------------------

MOST POWER PLAY CHANCES

32	- 2006 WCO vs. SJS (6 PPG, 18.8%)
----	-----------------------------------

AT HOME:

21	- 2006 WCO vs. SJS (5 PPG, 23.8%)
----	-----------------------------------

ON ROAD:

14	- 2016 WCO vs. ANA (1 PPG, 7.1%)
----	----------------------------------

	- 2004 WCO vs. DET (1 PPG, 7.1%)
--	----------------------------------

FEWEST POWER PLAY CHANCES

8	- 2017 WCO vs. CHI (1 PPG, 12.5%)
---	-----------------------------------

AT HOME:

4	- 2017 WCO vs. CHI (0 PPG, 0.0%)
---	----------------------------------

ON ROAD:

4	- 2017 WCO vs. CHI (1 PPG, 25.0%)
---	-----------------------------------

MOST POWER PLAY GOALS AGAINST

9	- 2006 WCO vs. CHI (37 TSH, 75.7%)
---	------------------------------------

AT HOME:

6	- 2006 WCO vs. SJS (21 TSH, 71.4%)
---	------------------------------------

ON ROAD:

6	- 2006 WCO vs. SJS (21 TSH, 71.4%)
---	------------------------------------

FEWEST POWER PLAY GOALS AGAINST

1	- 2017 WCO vs. STL (15 TSH, 93.4%)
---	------------------------------------

	- 2012 WCS vs. PHX (12 TSH, 91.7%)
--	------------------------------------

AT HOME:

0	- 2017 WCS vs. STL (4 TSH, 100%)
---	----------------------------------

	- 2012 WCS vs. PHX (6 TSH, 100%)
--	----------------------------------

	- 2004 WCO vs. DET (13 TSH, 100%)
--	-----------------------------------

ON ROAD:

0	- 2017 WCO vs. CHI (4 TSH, 100%)
---	----------------------------------

	- 2007 WCS vs. SJS (11 TSH, 100%)
--	-----------------------------------

MOST SHORTHANDED GOALS

2	- 2011 WCS vs. VAN
---	--------------------

AT HOME:

1	- 2018 WCS vs. WPG
---	--------------------

	- 2011 WCS vs. VAN
--	--------------------

	- 2007 WCO vs. SJS
--	--------------------

	- 2004 WCO vs. DET
--	--------------------

ON ROAD:

1	- 2011 WCS vs. VAN
---	--------------------

	- 2010 WCO vs. CHI
--	--------------------

	- 2006 WCO vs. SJS
--	--------------------

FEWEST SHORTHANDED GOALS

0	- 15 times, last: 2022 WCO vs. COL
---	------------------------------------

	- 17 times, last: 2022 WCO vs. COL
--	------------------------------------

ON ROAD:

0	- 18 times, last: 2022 WCO vs. COL
---	------------------------------------

MOST TIMES SHORTHANDED

37	- 2006 WCO vs. SJS (9 PPGA, 75.7%)
----	------------------------------------

AT HOME:

21	- 2006 WCO vs. SJS (6 PPGA, 71.4%)
----	------------------------------------

ON ROAD:

16	- 2017 SCF vs. PIT (2 PPGA, 88.9%)
----	------------------------------------

	- 2016 WCO vs. ANA (3 PPGA, 81.2%)
--	------------------------------------

	- 2006 WCO vs. SJS (3 PPGA, 81.2%)
--	------------------------------------

	- 2004 WCO vs. DET (2 PPGA, 87.5%)
--	------------------------------------

FEWEST TIMES SHORTHANDED

9	- 2017 WCO vs. CHI (2 PPGA, 77.8%)
---	------------------------------------

AT HOME:

4	- 2017 WCS vs. STL (0 PPGA, 100%)
---	-----------------------------------

ON ROAD:

3	- 2020 SCF vs. ARI (1 PPGA, 66.7%)
---	------------------------------------

4	- 2017 WCO vs. CHI (0 PPGA, 100%)
---	-----------------------------------

MOST SHORTHANDED GOALS AGAINST

1	- seven times, last: 2022 WCO vs. COL
---	---------------------------------------

AT HOME:

1	- 2020 SCF vs. ARI*
---	---------------------

	- 2008 WCO vs. DET
--	--------------------

ON ROAD:

1	- five times, last: 2022 WCO vs. COL
---	--------------------------------------

FEWEST SHORTHANDED GOALS AGAINST

0	- 14 times, last: 2021 RI vs. CAR
---	-----------------------------------

AT HOME:

0	- 19 times, last: 2022 WCO vs. COL
---	------------------------------------

ON ROAD:

0	- 15 times, last: 2021 RI vs. CAR
---	-----------------------------------

PENALTY MINUTES

MOST PENALTY MINUTES

148	- 2007 WCO vs. SJS
-----	--------------------

AT HOME:

124	- 2007 WCO vs. SJS
-----	--------------------

ON ROAD:

83	- 2017 SCF vs. PIT
----	--------------------

FEWEST PENALTY MINUTES

22	- 2017 WCO vs. CHI
----	--------------------

AT HOME:

14	- 2022 WCO vs. COL
----	--------------------

	- 2017 WCO vs. CHI
--	--------------------

ON ROAD:

8	- 2020 SCF vs. ARI*
---	---------------------

	- 2017 WCO vs. CHI
--	--------------------

MOST PENALTY MINUTES, OPPONENT

121	- 2017 SCF vs. PIT
-----	--------------------

85	- 2007 WCO vs. SJS
----	--------------------

ON ROAD:

64	- 2011 WCO vs. ANA
----	--------------------

FEWEST PENALTY MINUTES, OPPONENT

30	- 2017 WCO vs. CHI
----	--------------------

AT HOME:

10	- 2022 WCO vs. COL
----	--------------------

ON ROAD:

12	- 2007 WCO vs. SJS
----	--------------------

MOST PENALTY MINUTES BY BOTH TEAMS

246	- 2017 SCF vs. PIT (NSH 125, PIT 121)
-----	---------------------------------------

	- 2007 WCO vs. SJS (NSH 124, SJS 85)
--	--------------------------------------

ON ROAD:

146	- 2017 SCF vs. PIT (NSH 83, PIT 63)
-----	-------------------------------------

FEWEST PENALTY MINUTES BY BOTH TEAMS

52	- 2017 WCO vs. CHI (CH 30, NSH 22)
----	------------------------------------

AT HOME:

24	- 2022 WCO vs. COL (NSH 14, COL 10)
----	-------------------------------------

ON ROAD:

22	- 2020 SCF vs. ARI (ARI 14, NSH 8)*
----	-------------------------------------

26	- 2017 WCO vs. CHI (CHI 18, NSH 8)
----	------------------------------------

SHOTS

MOST SHOTS

254	- 2018 WCS vs. WPG
-----	--------------------

AT HOME:

166	- 2018 WCS vs. WPG
-----	--------------------

ON ROAD:

114	- 2015 WCO vs. CHI
-----	--------------------

FEWEST SHOTS

112	- 2022 WCO vs. COL
-----	--------------------



TEAM PLAYOFF RECORDS – GAME

GOALS

MOST GOALS SCORED

6	- 5/22/17 in 6-3 win vs. ANA - 4/17/15 in 6-2 win vs. CHI - 10 times, last: 5/21/21 in 5-4 2OT win vs. CAR
---	--

AT HOME:

6	- 5/22/17 in 6-3 win vs. ANA - 4/17/15 in 6-2 win vs. CHI - eight times, last: 5/21/21 in 5-4 2OT win vs. CAR
---	---

ON ROAD:

5	- 4/22/18 in 5-0 win at COL - 4/15/17 in 5-0 win at CHI - eight times, last: 5/21/18 in 4-0 win at WPG
---	--

MOST GOALS ALLOWED

7	- 5/17/22 in 7-3 loss vs. COL - 5/17/22 in 7-3 loss vs. COL - 5/18 in 7-4 loss at WPG - 5/18 in 6-2 loss vs. WPG - 6/8/17 in 6-0 loss at PIT - 4/20/11 in 6-3 loss vs. ANA
---	---

AT HOME:

7	- 5/17/22 in 7-3 loss vs. COL
---	-------------------------------

ON ROAD:

8	- 5/1/18 in 7-4 loss at WPG
7	- 5/17/22 in 7-3 loss vs. COL

MOST GOALS SCORED BY BOTH TEAMS

11	- 5/7/18 in 7-4 loss at WPG
----	-----------------------------

AT HOME:

10	- 5/17/22 in 7-3 loss vs. COL
----	-------------------------------

ON ROAD:

11	- 5/7/18 in 7-4 loss at WPG
----	-----------------------------

LARGEST MARGIN OF VICTORY

5	- 4/22/18 in 5-0 win at COL - 4/15/17 in 5-0 win vs. CHI - 5/17/18 in 4-0 win at WPG - 6/3/17 in 5-1 win vs. PIT - 4/17/15 in 6-2 win vs. CHI
---	---

AT HOME:

5	- 4/15/17 in 5-0 win vs. CHI
4	- 6/2/17 in 5-1 win vs. PIT - 4/17/15 in 6-2 win vs. CHI

ON ROAD:

5	- 4/22/18 in 5-0 win at COL
4	- 5/7/18 in 4-0 win at WPG

LARGEST MARGIN OF DEFEAT

6	- 6/8/17 in 6-0 loss at PIT
5	- 5/12/16 in 5-0 loss at SJS

AT HOME:

4	- 5/17/22 in 7-3 loss vs. COL - 5/10/18 in 5-1 loss vs. WPG - 5/5/18 in 6-2 loss vs. WPG
---	--

ON ROAD:

6	- 6/8/17 in 6-0 loss at PIT
5	- 5/12/16 in 5-0 loss at SJS

SPECIAL TEAMS

MOST POWER PLAY GOALS

4	- 4/21/06 in 4-3 win vs. SJS
---	------------------------------

AT HOME:

4	- 4/21/06 in 4-3 win vs. SJS
---	------------------------------

ON ROAD:

2	- five times, last: 5/1/18 in 7-4 loss at WPG
---	---

MOST POWER PLAY CHANCES

9	- 4/23/06 in 3-0 loss vs. SJS
---	-------------------------------

AT HOME:

9	- 4/23/06 in 3-0 loss vs. SJS
---	-------------------------------

ON ROAD:

7	- 5/19/21 in 3-0 loss at CAR - 4/27/06 in 5-4 loss at SJS
---	--

MOST POWER PLAY GOALS AGAINST

4	- 5/17/22 in 7-3 loss vs. COL
---	-------------------------------

AT HOME:

4	- 5/17/22 in 7-3 loss vs. COL
---	-------------------------------

ON ROAD:

2	- five times, last: 5/3/22 in 7-2 loss at COL
---	---

MOST SHORTHANDED GOALS

1	- seven times, last: 5/5/18 in 6-2 loss vs. WPG
---	---

AT HOME:

1	- four times, last: 5/5/18 in 6-2 loss vs. WPG
---	--

ON ROAD:

1	- 5/7/11 in 4-3 win at VAN - 4/24/10 in 5-4 OTL at CHI - 4/25/06 in 4-1 loss at SJS
---	---

MOST TIMES SHORTHANDED

10	- 4/23/06 in 3-0 loss vs. SJS
9	- 4/25/06 in 4-1 loss at SJS

AT HOME:

10	- 4/23/06 in 3-0 loss vs. SJS
8	- 4/17/12 in 3-2 win vs. DET

ON ROAD:

9	- 4/25/06 in 4-1 loss at SJS
---	------------------------------

MOST SHORTHANDED GOALS AGAINST

1	- seven times, last: 5/3/22 in 7-2 loss at COL
---	--

AT HOME:

1	- 8/2/20 in 4-3 loss vs. ARI* - 4/20/11 in 6-3 loss vs. ANA - 4/20/08 in 3-0 loss vs. DET
---	---

ON ROAD:

1	- 5/3/22 in 7-2 loss at COL - 4/30/11 in 2-1 2OT win at VAN - 4/24/10 in 5-4 OTL at CHI - 4/15/04 in 4-1 loss at DET
---	---

PENALTY MINUTES

MOST PENALTY MINUTES

64	- 4/13/07 in 5-2 win vs. SJS
----	------------------------------

AT HOME:

64	- 4/13/07 in 5-2 win vs. SJS
----	------------------------------

ON ROAD:

58	- 6/8/17 in 6-0 loss at PIT
----	-----------------------------

MOST PENALTY MINUTES, OPPONENT

57	- 4/13/07 in 5-2 in vs. SJS
----	-----------------------------

AT HOME:

57	- 4/13/07 in 5-2 in vs. SJS
----	-----------------------------

ON ROAD:

46	- 4/13/11 in 4-1 win at ANA
----	-----------------------------

MOST PENALTY MINUTES BY BOTH TEAMS

121	- 4/13/07 in 5-2 win vs. SJS (NSH 64, SJS 57)
-----	--

AT HOME:

121	- 4/13/07 in 5-2 win vs. SJS (NSH 64, SJS 57)
-----	--

ON ROAD:

100	- 6/8/17 in 6-0 loss at PIT (NSH 58, PIT 42)
-----	---

SHOTS

MOST SHOTS

54	- 5/21/21 in 5-4 2OT win vs. CAR - 4/15/15 in 4-3 2OT loss vs. CHI - 4/21/15 in 3-2 3OT loss at CHI
----	---

AT HOME:

54	- 5/21/21 in 5-4 2OT win vs. CAR - 4/15/15 in 4-3 2OT loss vs. CHI - 4/17/17 in 3-2 OT win vs. CHI - 4/27/18 in 4-1 loss vs. WPG
----	---

ON ROAD:

52	- 4/21/15 in 3-2 3OT loss at CHI
48	- 4/22/19 in 2-1 OTL at DAL

FEWEST SHOTS

15	- 4/17/04 in 2-0 loss vs. DET
----	-------------------------------

AT HOME:

15	- 4/17/04 in 2-0 loss vs. DET
----	-------------------------------

ON ROAD:

17	- 4/17/12 in 3-1 win at DET - 4/25/06 in 4-1 loss at SJS
----	---

MOST SHOTS AGAINST

61	- 5/23/21 in 2OT win vs. CAR
56	- 5/21/21 in 2OT win vs. CAR

AT HOME:

61	- 5/23/21 in 2OT win vs. CAR
----	------------------------------

ON ROAD:

54	- 4/18/08 in 2-1 OTL at DET
----	-----------------------------

FEWEST SHOTS AGAINST

12	- 5/29/17 in 5-3 loss at PIT
16	- 4/17/11 in 4-3 win vs. ANA

AT HOME:

16	- 4/17/11 in 4-3 win vs. ANA
----	------------------------------

ON ROAD:

12	- 5/29/17 in 5-3 loss at PIT
17	- 5/17/12 in 5-3 loss at PHX

MOST SHOTS BY BOTH TEAMS

110	- 4/21/21 in 2OT win vs. CAR (CAR 56, NSH 54)
-----	--

AT HOME:

110	- 4/21/21 in 2OT win vs. CAR (CAR 56, NSH 54)
-----	--

ON ROAD:

100	- 4/21/15 in 3-2 3OT loss at CHI (NSH 52, CHI 48)
-----	--

FEWEST SHOTS BY BOTH TEAMS

38	- 5/29/17 in 5-3 loss at PIT (NSH 26, PIT 12)
----	--

AT HOME:

41	- 4/17/04 in 2-0 loss vs. DET (DET 26, NSH 15)
----	---

ON ROAD:

38	- 5/29/17 in 5-3 loss at PIT (NSH 26, PIT 12)
----	--

LARGEST SHOT ADVANTAGE

29	- 4/27/18 in 4-1 loss vs. WPG (NSH 48, WPG 19)
----	---

AT HOME:

29	- 4/27/18 in 4-1 loss vs. WPG (NSH 48, WPG 19)
----	---

ON ROAD:

18	- 8/1/20 in 4-3 OTL at ARI* (NSH 52, ARI 34) - 4/21/12 in 4-3 OTL at PHX (NSH 42, PHX 24)
----	--

LARGEST SHOT DEFICIT

33	- 4/18/08 in 2-1 OTL at DET (DET 54, NSH 21)
----	---

AT HOME:

23	- 5/22/17 in 6-3 win vs. ANA (ANA 41, NSH 18) - 4/20/08 in 3-0 loss vs. DET (DET 43, NSH 20)
----	---

ON ROAD:

33	- 4/18/08 in 2-1 OTL at DET (DET 54, NSH 21)
----	---



TEAM PLAYOFF RECORDS – PERIOD

GOALS

MOST GOALS SCORED

- 4 - 5/22/17 in 3rd of 6-3 win vs. ANA
- 4/23/15 in 3rd of 5-2 win vs. CHI
- 4/16/10 in 3rd of 4-1 win at CHI

AT HOME:

- 4 - 5/22/17 in 3rd of 6-3 win vs. ANA
- 4/23/15 in 3rd of 5-2 win vs. CHI
- eight times, last: 4/14/18 in 2nd of 5-4 win vs. COL

ON ROAD:

- 4 - 4/16/10 in 3rd of 4-1 win at CHI

MOST GOALS ALLOWED

- 5 - 5/3/22 in 1st of 7-2 loss at COL
- 4/29/16 in 3rd of 5-2 loss at SJS
- 4/17/19 in 1st of 5-1 loss at DAL
- 5/6/18 in 2nd of 6-2 loss vs. WPG
- 5/1/18 in 2nd of 7-4 loss at WPG
- 4/26/10 in 1st of 5-3 win vs. CHI

AT HOME:

- 4 - 5/6/18 in 2nd of 6-2 loss vs. WPG
- 4/26/10 in 1st of 5-3 win vs. CHI

ON ROAD:

- 5 - 5/3/22 in 1st of 7-2 loss at COL
- 4/29/16 in 3rd of 5-2 loss at SJS

MOST GOALS SCORED BY BOTH TEAMS

- 7 - 4/26/10 in 3rd of 5-2 loss at CHI (CHI 4, NSH 3)

AT HOME:

- 7 - 4/26/10 in 3rd of 5-3 loss vs. CHI (CHI 4, NSH 3)

ON ROAD:

- 6 - 4/29/16 in 3rd of 5-2 loss at SJS (SJS 5, NSH 1)

FASTEST/LATEST GOALS

FASTEST GOAL FROM START OF GAME

- 0:16 - Adam Hall, 4/10/04 in 3-1 loss at DET

AT HOME:

- 0:27 - Ryan Johansen, 4/29/18 in 5-4 OT win vs. WPG

ON ROAD:

- 0:16 - Adam Hall, 4/17/04 in 3-1 loss at DET

FASTEST GOAL AGAINST FROM START OF GAME

- 1:26 - Ray Whitney, 4/17/04 in 2-0 loss vs. DET

AT HOME:

- 1:26 - Ray Whitney, 4/17/04 in 2-0 loss vs. DET

ON ROAD:

- 1:31 - Justin Schultz, 6/8/17 in 6-0 loss at PIT

FASTEST GOAL FROM START OF SECOND PERIOD

- 0:38 - Filip Forsberg, 4/22/18 in 5-0 win at COL

AT HOME:

- 1:01 - Kevin Fiala, 4/14/18 in 5-4 win vs. COL

ON ROAD:

- 0:38 - Filip Forsberg, 4/22/18 in 5-0 win at COL

FASTEST GOAL AGAINST FROM START OF SECOND PERIOD

- 0:35 - Logan Couture, 5/17/16 in 5-1 loss at SJS

AT HOME:

- 1:00 - Ryan Kesler, 5/3/11 in 3-2 OTL vs. VAN

ON ROAD:

- 0:35 - Logan Couture, 5/17/16 in 5-1 loss at SJS

FASTEST GOAL FROM START OF THIRD PERIOD

- 0:13 - David Legwand, 4/20/10 in 2-1 win vs. DET

AT HOME:

- 0:13 - David Legwand, 4/20/12 in 2-1 win vs. DET

ON ROAD:

- 0:53 - Ryan Suter, 4/29/12 in 5-3 loss at PHX

FASTEST GOAL AGAINST FROM START OF THIRD PERIOD

- 0:10 - Jake Guentzel, 5/3/17 in 4-1 loss at PIT

AT HOME:

- 0:13 - Brock McGinn, 5/23/21 in 4-3 OTL win vs. CAR

ON ROAD:

- 0:10 - Jake Guentzel, 5/3/17 in 4-1 loss at PIT

FASTEST GOAL FROM START OF OVERTIME

- 1:57 - Jerred Smithson, 1/22/11 in 4-3 win at ANA

AT HOME:

- 2:03 - Viktor Arvidsson, 5/9/16 in 4-3 win vs. SJS

ON ROAD:

- 1:57 - Jerred Smithson, 4/22/11 in 4-3 win at ANA

FASTEST GOAL AGAINST FROM START OF OVERTIME

- 1:06 - Sebastian Aho, 5/27/21 in 4-3 loss vs. CAR

AT HOME:

- 1:06 - Sebastian Aho, 5/27/21 in 4-3 loss vs. CAR

ON ROAD:

- 1:48 - Johan Franzen, 4/18/08 in 2-1 loss at DET

LATEST GOAL FROM START OF OVERTIME

- 11:12 - Mike Fisher, 5/5/16 in 4-3 win vs. SJS

AT HOME:

- 11:12 - Mike Fisher, 5/5/16 in 4-3 win vs. SJS

ON ROAD:

- 14:51 - Matt Halischuk, 4/30/11 in 2-1 win at VAN

LATEST GOAL AGAINST FROM START OF OVERTIME

- 1:00 - Brent Seabrook, 4/21/15 in 3-2 loss at CHI

AT HOME:

- 8:14 - Patrick Rissmiller, 4/10/07 in 5-4 loss vs. SJS

ON ROAD:

- 1:00 - Brent Seabrook, 4/21/15 in 3-2 loss at CHI

ON ROAD:

- 1:00 - Brent Seabrook, 4/21/15 in 3-2 loss at CHI

ON ROAD:

- 1:00 - Brent Seabrook, 4/21/15 in 3-2 loss at CHI

FASTEST TWO GOALS, TEAM

- 0:09 - Ryan Suter & Jason Arnott, 4/14/08 @ 16:03 & 16:12 of 3rd in 5-3 win vs. DET

AT HOME:

- 0:09 - Ryan Suter & Jason Arnott, 4/14/08 @ 16:03 & 16:12 of 3rd in 5-3 win vs. DET

ON ROAD:

- 0:11 - Alexander Radulov & Jordin Tooton, 4/12/08 @ 2:19 & 2:30 of 2nd in 4-2 loss at DET

FASTEST TWO GOALS AGAINST, TEAM

- 0:09 - Clayton Keller & Lawson Crouse, 8/4/20 @ 19:03 & 19:12 of 3rd in 4-2 loss vs. ARI*

AT HOME:

- 0:09 - Clayton Keller & Lawson Crouse, 8/4/20 @ 19:03 & 19:12 of 3rd in 4-2 loss vs. ARI*

ON ROAD:

- 0:15 - Scott Wilson & Evgeni Malkin, 5/31/17 @ 3:13 & 3:28 of 3rd in 4-1 loss at PIT

FASTEST TWO GOALS, BOTH TEAMS

- 0:11 - Pavel Datsyuk (DET) & Greg de Vries (NSH), 4/16/08 @ 6:24 & 6:35 of 2nd in 3-2 win vs. DET

AT HOME:

- 0:11 - Pavel Datsyuk (DET) & Greg de Vries (NSH), 4/16/08 @ 6:24 & 6:35 of 2nd in 3-2 win vs. DET

ON ROAD:

- 0:20 - Ryan Johansen (NSH) & Logan Couture (SJS), 4/29/16 @ 18:11 & 18:31 of 2nd in 5-2 loss at SJS

FASTEST THREE GOALS, TEAM

- 2:19 - Filip Forsberg, Craig Smith & Mike Santorelli, 4/11/15 @ 12:41, 14:28 & 15:00 of 3rd in 6-2 win vs. CHI

AT HOME:

- 2:19 - Filip Forsberg, Craig Smith & Mike Santorelli, 4/11/15 @ 12:41, 14:28 & 15:00 of 3rd in 6-2 win vs. CHI

ON ROAD:

- 9:09 - J-P Dumont, Jerred Smithson & Martin Erat, 4/16/10 @ 10:37, 19:12 & 19:46 of 3rd in 4-2 win at CHI

FASTEST THREE GOALS AGAINST, TEAM

- 3:01 - Paul Stastny, Dustin Byfuglien & Jacob Trouba, 5/1/18 @ 2:28, 5:11 & 5:29 of 2nd in 7-4 loss at WPG

AT HOME:

- 3:43 - Gabriel Landeskog, Landeskog & Nazem Kadri, 5/17/22 @ 10:58, 14:02 & 14:41 of 2nd in 7-3 loss vs. COL

ON ROAD:

- 3:01 - Paul Stastny, Dustin Byfuglien & Jacob Trouba, 5/1/18 @ 2:28, 5:11 & 5:29 of 2nd in 7-4 loss at WPG

FASTEST THREE GOALS, BOTH TEAMS

- 0:59 - Ryan Johansen (NSH), Logan Couture (SJS) & Tommy Wingels (SJS), 4/29/16 @ 18:11, 18:31 & 19:10 of 2nd in 5-2 loss at SJS

AT HOME:

- 1:04 - Cam Fowler (ANA), Saku Koivu (ANA) & Patrik Hornqvist (NSH), 4/20/11 @ 4:41, 5:34 & 5:45 of 1st in 6-3 loss vs. ANA

ON ROAD:

- 0:59 - Ryan Johansen (NSH), Logan Couture (SJS) & Tommy Wingels (SJS), 4/29/16 @ 18:11, 18:31 & 19:10 of 2nd in 5-2 loss at SJS

ON ROAD:

- 0:59 - Ryan Johansen (NSH), Logan Couture (SJS) & Tommy Wingels (SJS), 4/29/16 @ 18:11, 18:31 & 19:10 of 2nd in 5-2 loss at SJS

ON ROAD:

- 0:59 - Ryan Johansen (NSH), Logan Couture (SJS) & Tommy Wingels (SJS), 4/29/16 @ 18:11, 18:31 & 19:10 of 2nd in 5-2 loss at SJS

ON ROAD:

- 0:59 - Ryan Johansen (NSH), Logan Couture (SJS) & Tommy Wingels (SJS), 4/29/16 @ 18:11, 18:31 & 19:10 of 2nd in 5-2 loss at SJS

ON ROAD:

- 0:59 - Ryan Johansen (NSH), Logan Couture (SJS) & Tommy Wingels (SJS), 4/29/16 @ 18:11, 18:31 & 19:10 of 2nd in 5-2 loss at SJS

ON ROAD:

- 0:59 - Ryan Johansen (NSH), Logan Couture (SJS) & Tommy Wingels (SJS), 4/29/16 @ 18:11, 18:31 & 19:10 of 2nd in 5-2 loss at SJS

ON ROAD:

- 0:59 - Ryan Johansen (NSH), Logan Couture (SJS) & Tommy Wingels (SJS), 4/29/16 @ 18:11, 18:31 & 19:10 of 2nd in 5-2 loss at SJS

ON ROAD:

- 0:59 - Ryan Johansen (NSH), Logan Couture (SJS) & Tommy Wingels (SJS), 4/29/16 @ 18:11, 18:31 & 19:10 of 2nd in 5-2 loss at SJS

ON ROAD:

- 0:59 - Ryan Johansen (NSH), Logan Couture (SJS) & Tommy Wingels (SJS), 4/29/16 @ 18:11, 18:31 & 19:10 of 2nd in 5-2 loss at SJS

ON ROAD:

- 0:59 - Ryan Johansen (NSH), Logan Couture (SJS) & Tommy Wingels (SJS), 4/29/16 @ 18:11, 18:31 & 19:10 of 2nd in 5-2 loss at SJS

ON ROAD:

- 0:59 - Ryan Johansen (NSH), Logan Couture (SJS) & Tommy Wingels (SJS), 4/29/16 @ 18:11, 18:31 & 19:10 of 2nd in 5-2 loss at SJS

ON ROAD:

- 0:59 - Ryan Johansen (NSH), Logan Couture (SJS) & Tommy Wingels (SJS), 4/29/16 @ 18:11, 18:31 & 19:10 of 2nd in 5-2 loss at SJS

ON ROAD:

- 0:59 - Ryan Johansen (NSH), Logan Couture (SJS) & Tommy Wingels (SJS), 4/29/16 @ 18:11, 18:31 & 19:10 of 2nd in 5-2 loss at SJS

ON ROAD:

- 0:59 - Ryan Johansen (NSH), Logan Couture (SJS) & Tommy Wingels (SJS), 4/29/16 @ 18:11, 18:31 & 19:10 of 2nd in 5-2 loss at SJS

ON ROAD:

- 0:59 - Ryan Johansen (NSH), Logan Couture (SJS) & Tommy Wingels (SJS), 4/29/16 @ 18:11, 18:31 & 19:10 of 2nd in 5-2 loss at SJS

ON ROAD:

- 0:59 - Ryan Johansen (NSH), Logan Couture (SJS) & Tommy Wingels (SJS), 4/29/16 @ 18:11, 18:31 & 19:10 of 2nd in 5-2 loss at SJS

ON ROAD:

- 0:59 - Ryan Johansen (NSH), Logan Couture (SJS) & Tommy Wingels (SJS), 4/29/16 @ 18:11, 18:31 & 19:10 of 2nd in 5-2 loss at SJS

ON ROAD:

- 0:59 - Ryan Johansen (NSH), Logan Couture (SJS) & Tommy Wingels (SJS), 4/29/16 @ 18:11, 18:31 & 19:10 of 2nd in 5-2 loss at SJS

ON ROAD:

- 0:59 - Ryan Johansen (NSH), Logan Couture (SJS) & Tommy Wingels (SJS), 4/29/16 @ 18:11, 18:31 & 19:10 of 2nd in 5-2 loss at SJS

ON ROAD:

- 0:59 - Ryan Johansen (NSH), Logan Couture (SJS) & Tommy Wingels (SJS), 4/29/16 @ 18:11, 18:31 & 19:10 of 2nd in 5-2 loss at SJS

ON ROAD:

- 0:59 - Ryan Johansen (NSH), Logan Couture (SJS) & Tommy Wingels (SJS), 4/29/16 @ 18:11, 18:31 & 19:10 of 2nd in 5-2 loss at SJS

ON ROAD:

- 0:59 - Ryan Johansen (NSH), Logan Couture (SJS) & Tommy Wingels (SJS), 4/29/16 @ 18:11, 18:31 & 19:10 of 2nd in 5-2 loss at SJS

ON ROAD:

- 0:59 - Ryan Johansen (NSH), Logan Couture (SJS) & Tommy Wingels (SJS), 4/29/16 @ 18:11, 18:31 & 19:10 of 2nd in 5-2 loss at SJS

ON ROAD:

- 0:59 - Ryan Johansen (NSH), Logan Couture (SJS) & Tommy Wingels (SJS), 4/29/16 @ 18:11, 18:31 & 19:10 of 2nd in 5-2 loss at SJS

ON ROAD:

- 0:59 - Ryan Johansen (NSH), Logan Couture (SJS) & Tommy Wingels (SJS), 4/29/16 @ 18:11, 18:31 & 19:10 of 2nd in 5-2 loss at SJS

ON ROAD:

- 0:59 - Ryan Johansen (NSH), Logan Couture (SJS) & Tommy Wingels (SJS), 4/29/16 @ 18:11, 18:31 & 19:10 of 2nd in 5-2 loss at SJS

ON ROAD:

- 0:59 - Ryan Johansen (NSH), Logan Couture (SJS) & Tommy Wingels (SJS), 4/29/16 @ 18:11, 18:31 & 19:10 of 2nd in 5-2 loss at SJS

ON ROAD:

- 0:59 - Ryan Johansen (NSH), Logan Couture (SJS) & Tommy Wingels (SJS), 4/29/16 @ 18:11, 18:31 & 19:10 of 2nd in 5-2 loss at SJS

ON ROAD:

- 0:59 - Ryan Johansen (NSH), Logan Couture (SJS) & Tommy Wingels (SJS), 4/29/16 @ 18:11, 18:31 & 19:10 of 2nd in 5-2 loss at SJS

ON ROAD:

- 0:59 - Ryan Johansen (NSH), Logan Couture (SJS) & Tommy Wingels (SJS), 4/29/16 @ 18:11, 18:31 & 19:10 of 2nd in 5-2 loss at SJS

ON ROAD:

- 0:59 - Ryan Johansen (NSH), Logan Couture (SJS) & Tommy Wingels (SJS), 4/29/16 @ 18:11, 18:31 & 19:10 of 2nd in 5-2 loss at SJS



TEAM (PERIOD) / INDIVIDUAL (CAREER)

SHOTS

LARGEST SHOT ADVANTAGE

16 - 4/17/18 in 1st of 4-1 loss vs. WPG (NSH 20, WPG 4)

AT HOME:

16 - 4/17/18 in 1st of 4-1 loss vs. WPG (NSH 20, WPG 4)

ON ROAD:

15 - 4/27/12 in 3rd of 4-3 OTL at PHX (NSH 16, PHX 1)

14 - 5/10/18 in 3rd of 5-1 loss vs. WPG (NSH 21, WPG 7)

LARGEST SHOT DEFICIT

17 - 4/20/08 in 2nd of 3-0 loss vs. DET (DET 21, NSH 4)

- 4/18/08 in 2nd of 2-1 OTL at DET (DET 20, NSH 3)

AT HOME:

17 - 4/20/08 in 2nd of 3-0 loss vs. DET (DET 21, NSH 4)

ON ROAD:

17 - 4/18/08 in 2nd of 2-1 OTL at DET (DET 20, NSH 3)

GAMES PLAYED

MOST GAMES PLAYED

85 - Roman Josi, 2012-22

BY DEFENSEMAN:

85 - Roman Josi, 2012-22

MOST GAMES PLAYED AGAINST

20 - Andrew Coplan (ANA/DAL/COL), 2012-22

- Niklas Hjalmarsson (CHI/ARI), 2010-20

GOALS

MOST GOALS

29 - Filip Forsberg, 2015-22

BY DEFENSEMAN:

13 - Shea Weber, 2006-16

MOST GOALS AGAINST

13 - Patrick Marleau (SJS), 2006-16

MOST GAME-WINNING GOALS

3 - Craig Smith, 2011-20

- Viktor Arvidsson, 2016-21

- David Legwand, 2004-12

- James Neal, 2015-17

ASSISTS

MOST ASSISTS

31 - Roman Josi, 2012-22

- Ryan Johansen, 2016-22

- Ryan Ellis, 2011-21

BY DEFENSEMAN:

31 - Roman Josi, 2012-22

- Ryan Ellis, 2011-21

MOST ASSISTS AGAINST

16 - Joe Thornton (SJS), 2006-16

POINTS

MOST POINTS

53 - Filip Forsberg (29g-24a), 2015-22

BY DEFENSEMAN:

42 - Roman Josi (11g-31a), 2012-22

MOST POINTS AGAINST

19 - Patrick Marleau (SJS, 13g-6a), 2006-16

SPECIAL TEAMS

MOST POWER PLAY GOALS

6 - Filip Forsberg, 2015-22

- Colin Wilson, 2010-17

BY DEFENSEMAN:

5 - Shea Weber, 2006-16

MOST POWER PLAY POINTS

14 - Ryan Johansen (2g-12a), 2016-22

BY DEFENSEMAN:

12 - Roman Josi (3g-9a), 2012-22

MOST SHORTHANDED GOALS

3 - David Legwand, 2004-12

MOST SHORTHANDED POINTS

4 - David Legwand (3g-1a), 2004-12

SHOTS

MOST SHOTS

279 - Roman Josi, 2012-22

BY DEFENSEMAN:

279 - Roman Josi, 2012-22

PENALTY MINUTES

MOST PENALTY MINUTES

74 - Mattias Ekholm, 2011-21

BY DEFENSEMAN:

74 - Mattias Ekholm, 2011-21

GOALTENDING

MOST GAMES PLAYED

89 - Pekka Rinne, 2010-21

MOST MINUTES PLAYED

5308 - Pekka Rinne, 2010-21

MOST WINS

45 - Pekka Rinne, 2010-21

MOST LOSSES

44 - Pekka Rinne, 2010-21

MOST GOALS ALLOWED

220 - Pekka Rinne, 2010-21

LOWEST GOALS-AGAINST AVERAGE (min. 4 GP)

2.47 - Tomas Vokoun, 2004-07

HIGHEST SAVE PERCENTAGE (min. 4 GP)

.938 - Dan Ellis, 2008

MOST SHUTOUTS

5 - Pekka Rinne, 2010-21

MOST ASSISTS

6 - Pekka Rinne, 2010-21

MOST POINTS

6 - Pekka Rinne, 2010-21

MOST PENALTY MINUTES

4 - Pekka Rinne, 2010-21



INDIVIDUAL PLAYOFF RECORDS – SEASON

GOALS

MOST GOALS

9	- Filip Forsberg, 2017
7	- Filip Forsberg, 2018
	- Joel Ward, 2011
6	- Roman Josi, 2017
	- James Neal, 2017
	- Colton SiSSons, 2017
	- David Legwand, 2011

BY DEFENSEMAN:

6	- Roman Josi, 2017
5	- Ryan Ellis, 2017
3	- Mattias Ekholm, 2016
	- Shea Weber, 2016
	- Shea Weber, 2011

BY ROOKIE:

4	- Filip Forsberg, 2017
3	- Frederick Gaudreau, 2015

MOST GOALS AT HOME

6	- Filip Forsberg, 2017
	- Roman Josi, 2017
4	- Ryan Johansen, 2018
	- Colton SiSSons, 2017
	- Colin Wilson, 2015
	- Filip Forsberg, 2015
	- David Legwand, 2011
	- J-P Dumont, 2007

BY DEFENSEMAN:

6	- Roman Josi, 2017
2	- Ryan Ellis, 2017
	- Shea Weber, 2016
	- Shea Weber, 2010

BY ROOKIE:

4	- Filip Forsberg, 2015
2	- Frederick Gaudreau, 2017

MOST GOALS ON ROAD

5	- Filip Forsberg, 2018
4	- James Neal, 2017
	- Joel Ward, 2011

BY DEFENSEMAN:

3	- Ryan Ellis, 2017
	- Shea Weber, 2011

BY ROOKIE:

2	- Yakov Trenin, 2021
	- Pontus Aberg, 2017

MOST GAME-WINNING GOALS

2	- James Neal, 2017
	- Colton SiSSons, 2017
	- Frederick Gaudreau, 2017
	- Shea Weber, 2016
	- David Legwand, 2012

LONGEST GOAL-SCORING STREAK

4	- Filip Forsberg (4g), 5/2/17-5/18/17
3	- Viktor Arvidsson (3g), 8/2/20-8/7/20
	- P.K. Subban (3g), 4/29/16-5/3/18
	- Austin Watson (3g), 4/12/18-4/16/18
	- Ryan Ellis (3g), 4/28/17-5/2/17
	- Joel Ward (4g), 5/3/11-5/7/11

ASSISTS

MOST ASSISTS

10	- Viktor Arvidsson, 2017
	- Mattias Ekholm, 2017
	- Ryan Johansen, 2017
	- P.K. Subban, 2017

BY DEFENSEMAN:

10	- Mattias Ekholm, 2017
	- P.K. Subban, 2017
8	- Ryan Ellis, 2017
	- Roman Josi, 2017
	- Roman Josi, 2016

BY ROOKIE:

3	- Alexandre Carrier, 2022
	- Pontus Aberg, 2017

MOST ASSISTS AT HOME

7	- Viktor Arvidsson, 2017
6	- Ryan Ellis, 2017
5	- Mattias Ekholm, 2017
	- Ryan Ellis, 2016

BY DEFENSEMAN:

6	- Ryan Ellis, 2017
5	- Mattias Ekholm, 2017
	- Ryan Ellis, 2016

BY ROOKIE:

2	- Alexandre Carrier, 2022
	- Pontus Aberg, 2017
	- Calle Jarnkrok, 2015
	- Gabriel Bourque, 2012
	- Dan Hamhuis, 2004

MOST ASSISTS ON ROAD

7	- Ryan Johansen, 2017
	- P.K. Subban, 2017
6	- Ryan Johansen, 2018
	- Roman Josi, 2016

BY DEFENSEMAN:

7	- P.K. Subban, 2017
6	- Roman Josi, 2016

BY ROOKIE:

1	- nine times, last: Alexandre Carrier, 2022
---	---

LONGEST ASSIST STREAK

5	- Ryan Johansen (6a), 4/13/17-4/26/17
4	- Ryan Johansen (4a), 8/2/20-8/7/20
	- Ryan Ellis (5a), 4/17/17-4/28/17
	- Mattias Ekholm (5a), 5/7/17-5/16/17
	- Roman Josi (5a), 4/29/16-5/5/16
	- Alexander Radulov (4a), 4/13/12-4/20/12

POINTS

MOST POINTS

16	- Filip Forsberg (7g-9a), 2018
	- Filip Forsberg (9g-7a), 2017
14	- Ryan Johansen (5g-9a), 2018
	- Roman Josi (6g-8a), 2017

BY DEFENSEMAN:

14	- Roman Josi (6g-8a), 2017
13	- Ryan Ellis (5g-8a), 2017
	- P.K. Subban (2g-10a), 2017
	- Mattias Ekholm (1g-10a), 2017

BY ROOKIE:

6	- Filip Forsberg (4g-2a), 2015
5	- Pontus Aberg (2g-3a), 2017

MOST POINTS AT HOME

10	- Filip Forsberg (6g-4a), 2017
9	- Viktor Arvidsson (2g-7a), 2017
	- Roman Josi (6g-3a), 2017
	- Ryan Ellis, 2016

BY DEFENSEMAN:

9	- Roman Josi (6g-3a), 2017
8	- Ryan Ellis (2g-6a), 2017

BY ROOKIE:

5	- Filip Forsberg (4g-1a), 2015
---	--------------------------------

MOST POINTS ON ROAD

10	- Filip Forsberg (5g-5a), 2018
9	- Ryan Johansen (2g-7a), 2017
8	- P.K. Subban (1g-7a), 2017

BY DEFENSEMAN:

8	- P.K. Subban (1g-7a), 2017
6	- Roman Josi (6a), 2016

BY ROOKIE:

3	- Pontus Aberg (2g-1a), 2017
---	------------------------------

LONGEST POINT STREAK

7	- Filip Forsberg (5g-3a), 5/7/17-5/22/17
	- Ryan Ellis (4g-5a), 4/15/17-5/2/17
	- Colin Wilson (4g-5a), 4/27/16-5/9/16
6	- Austin Watson (4g-3a), 4/12/18-4/22/18
5	- five times, last: Ryan Johansen (1g-6a) & Filip Forsberg (3g-3a), 4/13/17-4/26/17

SPECIAL TEAMS

MOST POWER PLAY GOALS

4	- P.K. Subban, 2018
	- Colin Wilson, 2015

BY DEFENSEMAN:

4	- P.K. Subban, 2018
2	- Roman Josi, 2017
	- Ryan Ellis, 2017
	- Shea Weber, 2011

BY ROOKIE:

1	- Kevin Fiala, 2017
	- Filip Forsberg, 2015

MOST POWER PLAY POINTS

6	- Filip Forsberg (1g-5a), 2018
	- Ryan Johansen (1g-5a), 2018
	- P.K. Subban (6a), 2017
	- Paul Kariya (2g-4a), 2006

BY DEFENSEMAN:

6	- P.K. Subban (6a), 2017
5	- P.K. Subban (4g-1a), 2018
	- Roman Josi (3g-3a), 2017

BY ROOKIE:

2	- Filip Forsberg (1g-1a), 2015
---	--------------------------------

MOST SHORTHANDED GOALS

2	- David Legwand, 2011
---	-----------------------

MOST SHORTHANDED POINTS

2	- David Legwand (2a), 2011
---	----------------------------

SHOTS

MOST SHOTS

76	- Roman Josi, 2017
----	--------------------

BY DEFENSEMAN:

76	- Roman Josi, 2017
----	--------------------

BY ROOKIE:

24	- Viktor Arvidsson, 2016
----	--------------------------

PENALTY MINUTES

MOST PENALTY MINUTES

38	- Mattias Ekholm, 2017
----	------------------------

BY DEFENSEMAN:

38	- Mattias Ekholm, 2017
----	------------------------

BY ROOKIE:

19	- Alexander Radulov, 2007
----	---------------------------

PLUS/MINUS

HIGHEST PLUS/MINUS

+14	- Filip Forsberg, 2017
-----	------------------------

BY DEFENSEMAN:

+7	- Francis Bouillon, 2012
----	--------------------------

BY ROOKIE:

+2	- five times, last: Dante Fabbro, 2019
----	--

GOALTENDING

MOST GAMES PLAYED

22	- Pekka Rinne, 2017
----	---------------------

MOST CONSECUTIVE GAMES PLAYED

22	- Pekka Rinne, 4/13/17-6/8/17
----	-------------------------------

MOST CONSECUTIVE STARTS

22	- Pekka Rinne, 4/13/17-6/8/17
----	-------------------------------

MOST MINUTES PLAYED

1289	- Pekka Rinne, 2017
------	---------------------

MOST WINS

14	- Pekka Rinne, 2017
----	---------------------

MOST CONSECUTIVE WINS

5	- Pekka Rinne, 4/13/17-4/26/17
---	--------------------------------

MOST LOSSES

8	- Pekka Rinne, 2017
---	---------------------

MOST CONSECUTIVE LOSSES

4	- Chris Mason, 4/23/06-4/30/06
---	--------------------------------

MOST GOALS ALLOWED

42	- Pekka Rinne, 2017
----	---------------------

LOWEST GOALS-AGAINST AVERAGE (min. 4 GP)

1.06	- Jussi Saros, 2018
------	---------------------

HIGHEST SAVE PERCENTAGE (min. 4 GP)

.952	- Jussi Saros, 2018
------	---------------------

MOST SHUTOUTS

2	- Pekka Rinne, 2018
	- Pekka Rinne, 2017

LONGEST SHUTOUT STREAK

14:05	- Pekka Rinne, 4/13/17-4/18/17
-------	--------------------------------

MOST ASSISTS/POINTS

3	- Pekka Rinne (3a), 2017
---	--------------------------

MOST PENALTY MINUTES

2	- Jussi Saros, 2019
---	---------------------

	- Pekka Rinne, 2018
--	---------------------

	- Pekka Rinne, 2012
--	---------------------

	- Tomas Vokoun, 2007
--	----------------------



INDIVIDUAL PLAYOFF RECORDS – SERIES

GOALS

MOST GOALS

- 5 - Filip Forsberg, 2017 WCF vs. ANA
- Colin Wilson, 2015 WCO vs. CHI

BY DEFENSEMAN:

- 4 - P.K. Subban, 2018 WCS vs. WPG

BY ROOKIE:

- 4 - Filip Forsberg, 2015 WCO vs. CHI

MOST GOALS BY OPPONENT

- 7 - Mark Scheifele, 2018 WCS vs. WPG
- Patrick Marleau, 2006 WCO vs. SJS

MOST GOALS AT HOME

- 4 - Filip Forsberg, 2015 WCO vs. CHI
- Colin Wilson, 2015 WCO vs. CHI
- J-P Dumont, 2007 WCO vs. SJS

BY DEFENSEMAN:

- 2 - P.K. Subban, 2018 WCS vs. WPG
- Roman Josi, 2017 WCO vs. CHI
- Roman Josi, 2017 WCS vs. STL
- Ryan Ellis, 2017 WCS vs. STL
- Shea Weber, 2010 WCO vs. CHI

BY ROOKIE:

- 4 - Filip Forsberg, 2015 WCO vs. CHI

MOST GOALS ON ROAD

- 3 - Filip Forsberg, 2018 WCS vs. WPG
- James Neal, 2015 WCO vs. CHI
- Shea Weber, 2011 WCO vs. ANA
- Martin Erat, 2010 WCO vs. CHI

BY DEFENSEMAN:

- 3 - Shea Weber, 2011 WCO vs. ANA

BY ROOKIE:

- 2 - Yakov Trenin, 2021 RI vs. CAR

MOST GAME-WINNING GOALS

- 2 - Frederick Gaudreau, 2017 SCF vs. PIT

ASSISTS

MOST ASSISTS

- 7 - Filip Forsberg, 2018 WCS vs. WPG

BY DEFENSEMAN:

- 5 - Mattias Ekholm, 2018 WCO vs. COL
- Mattias Ekholm, 2017 WCF vs. ANA
- Roman Josi, 2016 WCS vs. SJS

BY ROOKIE:

- 3 - Alexandre Carrier, 2022 WCO vs. COL

MOST ASSISTS BY OPPONENT

- 9 - Blake Wheeler, 2018 WCS vs. WPG

MOST ASSISTS AT HOME

- 4 - Filip Forsberg, 2018 WCS vs. WPG
- Ryan Ellis, 2016 WCS vs. SJS
- Paul Kariya, 2016 WCO vs. SJS

BY DEFENSEMAN:

- 4 - Ryan Ellis, 2016 WCS vs. SJS

BY ROOKIE:

- 2 - Alexandre Carrier, 2022 WCO vs. COL
- Calle Jarnkrok, 2015 WCO vs. CHI
- Dan Hamhuis, 2004 WCO vs. DET

MOST ASSISTS ON ROAD

- 5 - Ryan Johansen, 2018 WCS vs. WPG

BY DEFENSEMAN:

- 3 - Mattias Ekholm, 2017 WCF vs. ANA
- Roman Josi, 2016 WCS vs. SJS
- Roman Josi, 2016 WCO vs. ANA
- Ryan Suter, 2012 WCS vs. PHX

BY ROOKIE:

- 1 - 10 times, last: Alexandre Carrier, 2022 WCO vs. COL

POINTS

MOST POINTS

- 10 - Filip Forsberg (3g-7a), 2018 WCS vs. WPG
- Ryan Johansen (3g-6a), 2018 WCS vs. WPG
8 - Colin Wilson (3g-5a), 2016 WCS vs. SJS
- Joel Ward (4g-4a), 2011 WCS vs. VAN

BY DEFENSEMAN:

- 6 - Roman Josi (1g-5a), 2016 WCS vs. SJS

BY ROOKIE:

- 6 - Filip Forsberg (4g-2a), 2015 WCO vs. CHI

MOST POINTS ON ROAD

- 6 - Filip Forsberg (3g-3a), 2018 WCS vs. WPG

BY DEFENSEMAN:

- 5 - Shea Weber (3g-2a), 2011 WCO vs. ANA

BY ROOKIE:

- 2 - Yakov Trenin (2g), 2021 RI vs. CAR

SPECIAL TEAMS

MOST POWER PLAY GOALS

- 4 - P.K. Subban, 2018 WCS vs. WPG
- Colin Wilson, 2015 WCO vs. CHI

BY DEFENSEMAN:

- 4 - P.K. Subban, 2018 WCS vs. WPG

BY ROOKIE:

- 1 - Filip Forsberg, 2015 WCO vs. CHI
- Shea Weber, 2006 WCO vs. SJS

MOST POWER PLAY POINTS

- 5 - P.K. Subban (4g-1a), 2018 WCS vs. WPG

BY ROOKIE:

- 2 - Filip Forsberg (1g-1a), 2015 WCO vs. CHI

MOST SHORTHANDED GOALS

- 2 - David Legwand, 2011 WCS vs. VAN

MOST SHORTHANDED POINTS

- 2 - David Legwand (2g), 2011 WCS vs. VAN

SHOTS

MOST SHOTS

- 34 - Filip Forsberg, 2018 WCS vs. WPG

BY DEFENSEMAN:

- 25 - Roman Josi, 2018 WCO vs. COL
- Roman Josi, 2016 WCS vs. SJS

BY ROOKIE:

- 22 - Filip Forsberg, 2015 WCO vs. CHI

PENALTY MINUTES

MOST PENALTY MINUTES

- 28 - Scott Hartnell, 2007 WCO vs. SJS

BY DEFENSEMAN:

- 20 - Barret Jackman, 2016 WCS vs. SJS

BY ROOKIE:

- 19 - Alexander Radulov, 2007 WCO vs. SJS

PLUS/MINUS

HIGHEST PLUS/MINUS

- +9 - Mattias Ekholm, 2018 WCO vs. COL

BY DEFENSEMAN:

- +9 - Mattias Ekholm, 2018 WCO vs. COL

BY ROOKIE:

- +5 - Gabriel Bourque, 2012 WCO vs. DET

GOALTENDING

MOST GAMES PLAYED

- 7 - Pekka Rinne, 2018 WCS vs. WPG
- Pekka Rinne, 2016 WCS vs. SJS
- Pekka Rinne, 2016 WCO vs. ANA

MOST MINUTES PLAYED

- 449 - Pekka Rinne, 2016 WCS vs. SJS

MOST WINS

- 4 - seven times, last: Pekka Rinne, 2018 WCO vs. COL

MOST WINS

- 4 - 12 times, last: Pekka Rinne, 2019 WCO vs. DAL

MOST GOALS ALLOWED

- 21 - Pekka Rinne, 2018 WCS vs. WPG
- Pekka Rinne, 2016 WCS vs. SJS

LOWEST GAA (min. 4 GP)

- .750 - Pekka Rinne, 2017 WCO vs. CHI
1.81 - Pekka Rinne, 2012 WCO vs. DET
1.94 - Pekka Rinne, 2011 WCS vs. VAN

HIGHEST SAVE PERCENTAGE (min. 4 GP)

- .916 - Pekka Rinne, 2017 WCO vs. CHI
.944 - Pekka Rinne, 2012 WCO vs. DET
.939 - Tomas Vokoun, 2004 WCO vs. DET

MOST SHUTOUTS

- 2 - Pekka Rinne, 2017 WCO vs. CHI

MOST ASSISTS/POINTS

- 2 - Pekka Rinne (2a), 2017 WCO vs. CHI

MOST PENALTY MINUTES

- 2 - Jussi Saros, 2019 WCO vs. DAL
- Pekka Rinne, 2018 WCS vs. WPG
- Pekka Rinne, 2012 WCS vs. PHX
- Tomas Vokoun, 2007 WCO vs. SJS



INDIVIDUAL PLAYOFF RECORDS – GAME/PERIOD

GOALS

MOST GOALS

- 3 - Colton Sissons, 5/22/17 vs. ANA
- Filip Forsberg, 4/23/15 vs. CHI
2 - 28 times, last: Yakov Trenin, 5/9/22 vs. COL

BY DEFENSEMAN:

- 2 - Roman Josi, 4/20/17 vs. CHI

BY ROOKIE:

- 3 - Filip Forsberg, 4/23/15 vs. CHI
2 - Yakov Trenin, 5/25/21 at CAR
- Gabriel Bourque, 4/11/12 vs. CHI
- Alexander Radulov, 4/11/07 vs. SJS

MOST GOALS BY OPPONENT

- 3 - Patrick Marleau, 4/27/06 at SJS

ASSISTS

MOST ASSISTS

- 4 - Paul Kariya, 4/21/06 vs. SJS

BY DEFENSEMAN:

- 2 - 30 times, last: Alexandre Carrier, 5/9/22 vs. COL

BY ROOKIE:

- 2 - Alexandre Carrier, 5/9/22 vs. COL
- Pontus Aberg, 5/22/17 vs. ANA
- Dan Hamhuis, 4/13/04 vs. DET

MOST ASSISTS BY OPPONENT

- 3 - nine times, last: Cale Makar, 5/7/22 vs. COL

POINTS

MOST POINTS

- 4 - Paul Kariya (4a), 4/21/06 vs. SJS
3 - 15 times, last: Viktor Arvidsson (2g-1a) & Filip Forsberg (1g-2a), 5/7/18 at WPG

BY DEFENSEMAN:

- 3 - Roman Josi (1g-2a), 6/3/17 vs. PIT
- P.K. Subban (1g-2a), 4/26/17 at STL

BY ROOKIE:

- 3 - Filip Forsberg (3g), 4/23/15 vs. CHI

MOST POINTS BY OPPONENT

- 4 - Gabriel Landeskog (2g-2a), 5/7/22 vs. COL

SPECIAL TEAMS

MOST POWER PLAY GOALS

- 2 - Filip Forsberg, 8/2/20 vs. ARI*

MOST POWER PLAY GOALS AGAINST

- 2 - Ryan Kesler, 5/3/11 vs. VAN
- Patrick Marleau, 4/27/06 at SJS

MOST SHORTHANDED GOALS

- 1 - seven times, last: Ryan Johansen, 5/5/18 vs. WPG

MOST SHORTHANDED GOALS AGAINST

- 1 - seven times, last: Andrew Cogliano, 5/3/22 at COL

PENALTY MINUTES

MOST PENALTY MINUTES

- 22 - Jordin Tootoo, 4/20/11 vs. ANA

BY DEFENSEMAN:

- 14 - Barret Jackman, 4/29/16 vs. SJS

BY ROOKIE:

- 15 - Alexander Radulov, 4/13/07 vs. SJS

MOST PENALTY MINUTES BY OPPONENT

- 17 - Mike Grier, 4/13/07 vs. SJS

GOALTENDING

MOST SAVES

- 58 - Jussi Seppälä, 5/23/21 vs. CAR

MOST GOALS ALLOWED

- 6 - three times, last: Connor Ingram, 5/7/22 vs. COL

MOST PENALTY MINUTES

- 2 - four times, last: Jussi Seppälä, 4/17/19 at DAL

MOST SAVES AGAINST

- 50 - Scott Darling, 4/21/15 at CHI

MOST ASSISTS

- 2 - Pekka Rinne, 4/15/17 at CHI

GOALS

MOST GOALS

- 2 - 11 times, last: Filip Forsberg, 4/12/18 in 3rd vs. COL

MOST GOALS BY OPPONENT

- 2 - 10 times, last: Gabriel Landeskog, 5/7/22 in 2nd vs. COL

ASSISTS

MOST ASSISTS

- 3 - Paul Kariya, 4/21/06 in 1st vs. SJS

MOST ASSISTS BY OPPONENT

- 3 - Jamie Benn, 4/20/19 in 2nd vs. DAL

MOST POINTS

MOST POINTS

- 3 - Paul Kariya (3a), 4/21/06 in 1st vs. SJS

MOST POINTS BY OPPONENT

- 3 - five times, last: Cale Makar (1g-2a), 5/3/22 in 1st at COL

SPECIAL TEAMS

MOST POWER PLAY GOALS

- 1 - 62 times, last: Roman Josi, 5/7/22 in 2nd vs. COL

MOST POWER PLAY GOALS AGAINST

- 2 - Patrick Marleau, 4/27/06 in 2nd at SJS

MOST SHORTHANDED GOALS

- 1 - seven times, last: Ryan Johansen, 5/5/18 in 2nd vs. WPG

MOST SHORTHANDED GOALS AGAINST

- 1 - seven times, last: Andrew Cogliano, 5/3/22 in 1st at COL

SHOTS

MOST SHOTS

- 7 - Roman Josi, 8/7/20 in 3rd at ARI*

MOST SHOTS BY OPPONENT

- 6 - Henrik Zetterberg, 4/15/02 in 3rd at DET
- Patrick Marleau, 4/11/07 in 1st vs. SJS
- Brett Hull, 4/11/04 in 3rd vs. DET

PENALTY MINUTES

MOST PENALTY MINUTES

- 22 - Jordin Tootoo, 4/20/11 in 3rd vs. ANA

MOST PENALTY MINUTES BY OPPONENT

- 16 - Andrew Shaw, 4/23/15 in 3rd vs. CHI

GOALTENDING

MOST SAVES

- 22 - Tomas Vokoun, 4/11/04 in 3rd vs. DET

MOST SAVES AGAINST

- 21 - Connor Hellebuyck, 5/10/18 in 3rd vs. WPG
20 - Connor Hellebuyck, 5/10/18 in 3rd vs. WPG
19 - Darcy Kuemper, 8/5/20 in 1st at ARI*

MOST GOALS ALLOWED

- 5 - David Rittich, 5/3/22 in 1st at COL

* Nashville's 2020 Stanley Cup Qualifying Round series was a best-of-five; Nashville was designated the "home" team in Games 1-2 and the "away" team in Games 3-4.



MEDIA INFORMATION



NASHVILLE PREDATORS COMMUNICATIONS

PRESS INFORMATION

Inquiries about the Predators may be directed to Kevin Wilson (kwilson@nashvillepredators.com; 615-770-2335), Nick Barnowski (nbarnowski@nashvillepredators.com; 615-770-2126) or Katie Cafiero (615-770-2347) of the club's communications department.

CREDENTIALS

Media members who were issued full season credentials may use them to enter Bridgestone Arena and/or Centennial Sportsplex for regular-season games and practices. Single-game credentials must be submitted by email to Nick Barnowski (nbarnowski@nashvillepredators.com) by 10 a.m. CT the day prior to the game in question. Press box space is limited; for this reason, the Predators cannot guarantee single-game credentials to media members who request such passes after the deadline. Credentialed media members without a press box seat assignment are welcome to watch games in the event-level media lounge/workroom at Bridgestone Arena.

Credentials will be issued only to representatives of legitimate news-gathering agencies and websites. They will be confiscated if worn by media members whose name does not appear on the credential. Only credentialed media members are allowed to sit in the press box.

MEDIA ENTRANCE

All credentialed media members may enter Bridgestone Arena through the ground floor of the Sixth Avenue Garage, located near the corner of Sixth Avenue and Demonbreun Street. Single-game credentials are available for pick-up at this entrance on game nights, which will be open three hours prior to puck drop. Practices and morning skates at Bridgestone Arena are also accessible through this entrance.

PHOTOGRAPHERS

Accredited photographers may receive location assignments from team photographer John Russell (john.a.russell@vanderbilt.edu) on game nights or in advance via email. In accordance to NHL Images policies and procedures, freelance photographers and roving passes are not permitted.

PRESS BOX & RADIO/TV BOOTHS

The Bridgestone Arena press box is located in Sections 310 (television and radio broadcasts), 311 (home and visiting beat writers) and 312 (local TV crews, scouts, other media), and can be reached from the event level by taking the elevators/freight elevator near the Zamboni entrance to Level 4. Proceed to your left out of the elevators, and the press box is three sections down.

WIRELESS INTERNET SERVICE

Wireless internet is available to media throughout Bridgestone Arena. The password can be obtained through the Predators communications staff. For technical assistance, please contact Michael Paul (mpaul@nashvillepredators.com; 615-770-2196).

POSTGAME PLAYER REQUESTS

Back this season, we ask that media members use NashvillePredators.com/postgame to request a postgame interview with a specific Predators player. Please make these requests before the final five minutes of regulation (or the start of overtime, if necessary). Every effort will be made to make requested players available.

MEDIA AVAILABILITIES

As indicated above, the Predators' locker room will be open to members of the media following practices, morning skates and games. If you have a specific media request that would fall outside of the team's normal media availabilities, please contact a member of our department.

On game days, all interviews - except for those approved by the communications department via special request - must be completed during the media availability period following the team's morning skate; should the team not hold a morning skate, information will be shared regarding pregame media availability.

Following games, practices and morning skates held at Bridgestone Arena, Head Coach John Hynes' press conference will be held in the event-level media lounge. The Predators' dressing room will open no later than 10 minutes following the conclusion of each game. In the event of a team meeting, the room will open at the conclusion of the meeting. The freight elevator outside sections 312/313 will make two express trips to the event level immediately following the game.

We will make every effort to record and send out download links to media availabilities on a daily basis throughout the season.

MEDIA WORK ROOMS

Work space and media dining are available in the media lounge/workroom on the event level's south side between the Zamboni tunnel and visitor's dressing room. These rooms open three hours before the opening faceoff. There is a second media lounge adjacent to Sections 310/311. Statistics, beverages and snacks will be available in the upper lounge during intermissions. Credentials must be displayed at all times to gain access to all media areas.

OFF-LIMITS

The medical room, players' lounge and shower/lavatory areas are closed to all media. The main locker room will be open to the media. Media are not permitted to enter the coaches' offices unless escorted by a member of the Predators communications department.

INJURY REPORTS

Predators General Manager David Poile, Head Coach John Hynes and communications personnel are the only Predators representatives who will offer comments on player injuries or injury updates.



ARENA & GAME-NIGHT INFORMATION

MISCELLANEOUS

Executive Offices:	Bridgestone Arena Corner of Sixth Avenue & Broadway (501 Broadway)
Home Ice:	Bridgestone Arena
Seating Capacity:	17,159
Press Box:	Sixth Avenue side
Television Facilities:	Sixth Avenue side
Radio Facilities:	Sixth Avenue side
Media Entrance:	Sixth Avenue garage
Rink Dimensions:	200 feet x 85 feet
Ends and Sides of Rink:	Athletica Acrylic Glass; corners - 8 feet, sides - 6 feet
Club Colors:	Navy Blue and Predators Gold
Television Outlet:	Bally Sports South (Nashville Xfinity channel 1250)
Radio Outlets:	WPRT-FM 102.5 The Game
Press Box Phone:	615-770-2165

TICKET INFORMATION/BOX OFFICE

Important contact information: 615-770-2040 (Predators box office); 1-800-745-3000 (Ticketmaster); NashvillePredators.com; Ticketmaster.com.

GUEST EXPERIENCE DEPARTMENT

The Nashville Predators Guest Experience Department is dedicated to serving Predators fans and ensuring that the Predators experience is a positive one. Please feel free to email Guest Experience at predators@nashvillepredators.com, visit them at the AT&T Fan Information Center located behind Section 103 near the Bridgestone Arena Meeting Rooms, outside Section 331 or phone them at 615-770-2355.

NASHVILLEPREDATORS.COM

NashvillePredators.com is the one-stop shop for all Preds info - player news, postgame interviews, ticket specials and more. The team's official website offers an unparalleled selection of video features, game highlights and game analysis not available anywhere else.

The fan on the go can take the Preds with them on their mobile device by using the NHL app and favoriting the Nashville Predators, available in both the App Store and Google Play Store. Fans can also expand their access to the Preds by following on Facebook (facebook.com/NashvillePredators; facebook.com/BridgestoneArena), Twitter (@PredsNHL; @BrdgstoneArena) and Instagram (@PredsNHL; @BridgestoneArenaOfficial).

MERCHANDISE

Nashville Locker Room is located on Fifth Avenue side of the building, across from Walk of Fame Park, and additional merchandise kiosks are located throughout the building. It is open Tuesday-Saturday from 10 a.m.-6 p.m. and Sunday from 11 a.m.-5 p.m.; on game days, it is open through the end of the game. Call 615-770-2402 or visit NashvilleLockerRoom.com for more information.

TICKET WILL CALL

Located inside the main entrance to Bridgestone Arena at Fifth Avenue and Broadway.

SAFETY AND COURTESY

There is serious risk and danger incidental to the game of hockey. Injury due to flying pucks and sticks that leave the playing area can happen at any point during the game, even during warm-ups. In order to keep play visible for those seated, all guests are asked to cooperate with ushers holding "Puck in Play" signs and wait for stoppages in play before leaving or returning to the seating area.

LOST AND FOUND

The Bridgestone Arena Lost and Found is located at the AT&T Fan Information Center behind Section 103 near the Bridgestone Arena Conference Rooms during games. After events, please call the security office (615-770-2050).

ADA ACCESSIBLE PARKING AND SEATING

There is limited ADA parking in Bridgestone Arena's Sixth Avenue Garage (located on the corner of Sixth Avenue and Demonbreun) with a permit. The Sixth Avenue Garage will open two hours before the doors open. There is ADA seating available in every price range. Sitting in an ADA-designated seat without a ticket for that seat is strictly prohibited. All Bridgestone Arena restrooms are wheelchair accessible. For convenience, there are unisex accessible restrooms located throughout Bridgestone Arena at Sections 103, 109, 111, 117, 216, 312 and 322.

GENERAL

- Selling tickets on Bridgestone Arena property is against the law.
- Medical bags, parenting bags, CLEAR 12" x 12" bags, and NON-CLEAR 6.5" x 4.5" bags will be permitted following X-Ray screening. Backpacks of any kind are NOT permitted. Guests attending events with unapproved bags will experience delayed entry times, for expedited entry please leave bags at home.
- Bottles, cans, food, beverages, coolers, laser pointers, beach balls, frisbees, shoes with wheels, noise makers, megaphones, voice amplification devices, fireworks, illegal items, drugs and alcohol, video cameras, still cameras with lenses larger than 200 mm, weapons and dangerous devices of any kind are all strictly prohibited in Bridgestone Arena. All guests found with any of these items will be subject to ejection from the building.
- Banners over 2'x3' are prohibited, and no banners can be attached to any part of the building.
- Intoxicated patrons will not be allowed into Bridgestone Arena and will be subject to ejection if found inside the building.
- All fans in Bridgestone Arena must be properly dressed at all times. Shirts and shoes are required at all times and clothing which include profanity are prohibited. Fans dressed inappropriately will be subject to ejection from the facility.
- Bridgestone Arena is a smoke-free facility. Smoking, (including but not limited to e-cigarettes and vaping devices) is not allowed on the Arena property.
- Vanderbilt first aid centers are located on the main and upper concourse near Section 111 and near Section 311. Trained medical personnel are on site for every ticketed Arena event and are available to those needing assistance.




2022 NHL STADIUM SERIES



Tanner Jeannot and Filip Forsberg scored power-play goals, but the first outdoor NHL game in Tennessee history didn't go the home team's way as the Nashville Predators fell to the Tampa Bay Lightning 3-2 on Feb. 26, 2022 at Nissan Stadium.

Jeannot scored on the man advantage in the opening 20 minutes, but the Lightning tallied two power-play goals of their own in the second stanza, and Steven Stamkos put Tampa Bay up by two midway through the third. Forsberg gave the Preds life again when he converted less than a minute later, but a final flurry didn't yield the desired result. However, this wasn't a night the Predators are about to forget anytime soon.

A sea of navy and Gold jerseys, mixed with a smattering of Tampa Bay blue and white, provided a raucous atmosphere never before seen in Tennessee. The scene was unmistakably Nashville - neon, fireworks, performances by country music superstars Dierks Bentley and Miranda Lambert, just to name two - all in front of 68,619, the seventh-largest crowd in NHL history.







2020 BRIDGESTONE NHL WINTER CLASSIC

The Nashville Predators took part in one of the NHL's signature events during the 2019-20 season - the 2020 Bridgestone NHL Winter Classic, held on New Year's Day at the Cotton Bowl in Dallas, Texas, against the Dallas Stars.

Despite a 4-2 loss that featured Nashville goals by Matt Duchene and Dante Fabbro and a penalty-shot save by Pekka Rinne, it was an event to remember for the entire Predators organization. Attendance for the game was 85,630, the second-largest crowd to ever watch an NHL game, with more than 20,000 sporting Predators Gold, the highest total the League has ever seen from a visiting team for an outdoor game. In addition to the wave of Predators fans in the Cotton Bowl stands, the organization also took every employee and their families to the game to complete a once-in-a-lifetime road trip.





2016 NHL ALL-STAR WEEKEND

NASHVILLE HOSTS THE 2016 NHL ALL-STAR WEEKEND

On Oct. 17, 2014, the National Hockey League announced that the Nashville Predators and Bridgestone Arena had been selected to host the 2016 NHL All-Star Weekend, the League's multi-day, mid-season showcase. The 2016 NHL All-Star Weekend was held on Jan. 30-31, and included a fan fair, the NHL All-Star Skills competition and the NHL All-Star Game.

The event was packed with many firsts and surprises, from country music stars making an appearance during the All-Star Skills Competition, to a new 3-on-3 format for the All-Star Game. Outside of hockey, the Music City Center hosted the fan fair, and the plaza outside of Bridgestone Arena was home to four days of outdoor concerts in beautiful weather and a stunning red-carpet event that was attended by tens of thousands. It was considered one of, if not the best, NHL All-Star Weekends in League history, with an economic impact of \$25 million for the city.

2016 NHL ALL-STAR WEEKEND QUICK HITS

- It was just the sixth time that the NHL All-Star Game had been hosted in the southern United States and the first time since 2011.
- Country Music Hall of Fame member Vince Gill was named "Mayor of Smashville" for the event and longtime Predators broadcaster Terry Crisp was named "Vice Mayor of Smashville."
- Attendance at Saturday night's All-Star Skills Competition and Sunday's NHL All-Star Game was at a peak of 17,113 people. There were also concerts and Winter Park happening just outside of Bridgestone Arena; combined concert attendance throughout the multi-day event was 59,000 people.
- Along with bringing in numerous fans of the NHL, 5,000 room nights were rented out during the multi-day event for NHL officials, team executives and international media.
- The All-Star Game was the most-watched and highest-rated in NBC's history (1.194 million average; 1.89 million peak).
- Merchandise sales were amongst the best the NHL has ever seen for an All-Star Weekend.
- The Fan Fair, presented by Bridgestone, was held in the Music City Center and provided opportunities for fans to take photos with the Stanley Cup, meeting and getting autographs from players and take part in interactive booths throughout the weekend.
- The Nashville Players had a NHL-high four players participate in the event - Roman Josi, James Neal, Pekka Rinne and Shea Weber.



2016 NHL ALL-STAR WEEKEND DREW UNIVERSAL PRAISE

"One of the things that I know happens in Nashville, Tenn., is that they know how to put on major events, and they do it right. I think Nashville set the bar really, really high... It's going to be very, very hard for the next cities to match what Nashville did here."

- Former Predators Head Coach Barry Trotz

"Nashville glowed Predators gold this weekend, and the whole hockey world got to see it. From the star-studded entertainment to the high-energy arena atmosphere, our city wowed visitors from NHL cities across the continent and did our team proud."

- Jessica Bliss, *Tennessean*





2023 NHL AWARDS & 2023 NHL DRAFT



AWARDS™ NASHVILLE • 2023



DRAFT™ NASHVILLE • 2023

PRESENTED BY



The National Hockey League announced in August that the 2023 NHL Awards and the 2023 Upper Deck NHL Draft™ will both take place in the City of Nashville in June. This will be the first time both events have been held in the same city since 2006, when NHL Awards and the NHL Draft™ both were held in Vancouver.

The 2023 NHL Awards are scheduled for Monday, June 26, marking the first time the event has taken place in Nashville. The NHL Awards will again honor the best regular-season players in a wide range of categories, including most valuable player (Hart Trophy), outstanding goaltender (Vezina Trophy), outstanding defenseman (Norris Trophy) and outstanding rookie (Calder Trophy); the Ted Lindsay Award, which is presented annually to the “most outstanding player” in the NHL, as voted by fellow members of the National Hockey League Players’ Association (NHLPA), also will be awarded.

The 2023 Upper Deck NHL Draft™ will be hosted by the Nashville Predators and will be held at Bridgestone Arena over two days: Wednesday, June 28 (Round 1, televised on ESPN, Sportsnet and TVA Sports) and Thursday, June 29 (Rounds 2-7, television information to be announced when available). NHL club executives, scouts and coaches will be present on the NHL Draft floor, while thousands of fans and hundreds of print, television and radio media are expected to attend. It will be the second time the Predators have hosted the NHL Draft, and marks the 20-year anniversary of the 2003 edition, which was also held at Bridgestone Arena (then known as Gaylord Entertainment Center).

“We are thrilled to bring two of our marquee events - the 2023 NHL Awards and the 2023 NHL Draft - to Nashville, a


special city that certainly knows how to throw a great party,” NHL Commissioner Gary Bettman said. “From the 2003 NHL Draft to the 2016 NHL All-Star Weekend to the 2017 Stanley Cup Final to the 2022 NHL Stadium Series game, the city, the Predators organization and the Country Music community have overwhelmed the NHL with their welcome and support every time Nashville has hosted a League event. We cannot wait to return next June to celebrate the stars of our game and introduce the next generation of NHL Players.”

“We want to thank and show our appreciation for the NHL, leadership from the City of Nashville and State of Tennessee and the Nashville Convention & Visitors Corp for bringing the NHL Draft and NHL Awards to Nashville,” Predators President and CEO Sean Henry said. “Time and time again, our teams have come together to create new ways to present the biggest showcases in our sport by allowing the unique passion of our fans to shine through. It’s been more than 15 years since these two events were hosted in the same city in the same year - next June, we are penciling that week with SMASHVILLE as the center of the hockey world. It will let hockey fans worldwide celebrate the best in our game and welcome its future stars right here in the heart of Music City.”

“It is an honor to bring the NHL Draft back to Music City and an even bigger opportunity to host it alongside the NHL Awards,” Nashville Convention & Visitors Corp CEO Butch Spyridon said. “As our partnership with the Preds and NHL continues to grow, we look forward to executing these two world class events next summer. Placed between CMA Fest and the city’s July 4th celebration will only strengthen our summer travel season.”



FORD ICE CENTER ANTIOCH



Ford Ice Center Antioch, which opened for public use in August 2014, was built as a provision of the June 2012 lease agreement between the city of Nashville and Bridgestone Arena. A component of the public-private partnership between Metro and the Nashville Predators, Ford Ice Center Antioch was built to help continue the growth of hockey and skating in Middle Tennessee. The facility's central location helps generate local economic development, which in turn increases the demand for nearby lodging, dining, shopping and entertainment.

Ford Ice Center Antioch houses two sheets of ice, eight locker rooms, four party rooms and more, providing an opportunity for players of all levels and ages more opportunities to participate in hockey and ice skating. Ford Ice Center Antioch is also connected to a six-acre park; this provides ample outdoor space for dry-land training opportunities for a variety of work outs.

In addition to housing the Predators' youth hockey initiatives such as Get Out and Learn! (G.O.A.L!), Ford Ice Center Antioch is home to the Scott Hamilton Skating Academy. Hamilton, a longtime Franklin resident and Olympic Gold Medalist, helps develop the curriculum, make staffing decisions for the Academy and more.

Ford Ice Center Antioch is also home to youth and adult hockey leagues, public skates and multiple learn-to-skate programs. The facility has also hosted two NHL Prospects Showcase tournaments, with the most recent coming in 2019, offering area hockey fans the chance to see future NHL stars on the Predators, Carolina Hurricanes, Tampa Bay Lightning and Washington Capitals. Ford Ice Center Antioch has also hosted several national USA Hockey adult league tournaments and skating showcases, in addition to national and regional events such as the 2019 NWHL All-Star Weekend and the 2017 U.S. Figure Skating Eastern Great Lakes Regional Figure Skating Championships.



Tenants

Nashville Predators youth and adult hockey; Scott Hamilton Skating Academy; Scott Hamilton Skating Club; Preds Select; Nashville Jr. Predators; Middle Tennessee State University Club Hockey; GNASH (High School Hockey) and 7Element Hockey

Fast Facts

- Two rinks (North Rink, South Rink)
- Eight locker rooms
- Outdoor street hockey area
- Off-ice training space featuring three hockey shooting lanes with synthetic ice, cardio equipment and dry-land training
- Concession stand

Perani's Hockey World

Ford Ice Center Antioch's pro shop is operated by Perani's Hockey World, one of the premier hockey shops in the United States. The Nashville location was Perani's first retail store in the southeast. In addition to operating 19 retail stores, Perani's runs an E-commerce business that is one of the largest in North America and is dedicated to offering their customers the best customer service, the lowest prices and largest product selection. It's the Toy Store for the hockey player!



FORD ICE CENTER BELLEVUE



Ford Ice Center Bellevue opened to the public in October 2019 and serves as the second ice facility the Predators operate, alongside Ford Ice Center Antioch, which opened five years prior. The facility, located within One Bellevue Place, was created via a partnership with members of the Metro Government of Nashville and Davidson County Office of the Mayor; Sports Authority of the Metropolitan Government of Nashville and Davidson County; and the Metro Board of Parks and Recreation with a goal of continuing to grow the sport of hockey in Middle Tennessee. The development was announced in March 2017 and work began at the site for the first time in June 2018.

The 110,000-square-foot facility - nearly 20,000 square-feet larger than its counterpart in Antioch - is home to two sheets of ice with room for more than 1,000 spectators on one rink and more than 500 on the other. Both rinks feature a state-of-the-art ice plant system by Cimco as well as two brand-new electric Zambonis, the only ones of its kind in Tennessee. The facility is also home to "Draft Picks," a full-service bar and restaurant; a Twice Daily convenience store; a Perani's Hockey World retail outlet; workout space for hockey players and figure skaters; and private party rooms available for rental.

Ford Ice Center Bellevue hosts many youth and adult hockey tournaments as well as tenants that include the Scott Hamilton Skating Academy and the Nashville Jr. Predators AAA hockey program. Staples of the Predators' youth and adult hockey offerings, such as G.O.A.L.L, Little Peds Learn to Play and PREDeceessor, are also offered at the facility.

In its first few years of existence, Ford Ice Center Bellevue hosted numerous world-class events that have featured teams and athletes from all over the world, including the annual Country Classic, which features four of the NCAA's top women's teams. In addition to the Predators using Ford Ice Center Bellevue as a practice rink in January 2020, it also hosted the team's Future Stars Game at the 2021 and 2022 Development Camps and served as a training facility for the 2022 U.S. Figure Skating Championships. Despite shutting



down for nearly four months due to the COVID-19 pandemic, Ford Ice Center Bellevue has welcomed more than 1 million visitors since opening its doors for the first time.

The facility is a finishing touch to an already elaborate development at One Bellevue Place and couldn't have happened without the NHL, NHLPA, the Nashville Predators, the Sports Authority and the city of Bellevue working together to continue the prosperity of an already-thriving Metro Board of Parks and Recreation department.

Tenants

Nashville Predators youth and adult hockey; Scott Hamilton Skating Academy; Scott Hamilton Skating Club; Peds Select; Nashville Jr. Predators; Vanderbilt University Club Hockey; GNASH (High School Hockey) and 7Element Hockey

Fast Facts

- Two rinks (Rink 1, Rink 2)
- Eight locker rooms
- Large off-ice training space with turf, dry-land training and a full weight room
- Twice Daily convenience store
- Draft Picks, a full-service restaurant and bar located on the second floor
- Perani's Hockey World pro shop



F&M BANK ARENA

In July 2021, nearly seven months after breaking ground, representatives from the Nashville Predators, SS&E, F&M Bank and Montgomery County announced the name of the new development that will further grow the sport of hockey and bring entertainment to downtown Clarksville for generations to come - F&M Bank Arena.

Galvanized by the vision of the Mayor of Montgomery County, Jim Durrett, and the Predators organization, led by President and CEO Sean Henry, F&M Bank Arena is scheduled to open during the 2022-23 season.

The Predators will manage the 250,000-square-foot facility and will be responsible for its overall day-to-day operations. Additionally, the Predators will be charged with booking the facility and finding all the appropriate sponsors and partners to bring the venue to life and make it flourish.

F&M Bank Arena's primary tenant will be Austin Peay State University, whose men's and women's basketball teams will call the facility home. In addition to the facility's main, flexible event space - which will be able to host sporting events, concerts, banquets, conventions, trade shows and other events - the multi-level venue will feature a separate sheet of ice that will be used for youth and adult hockey leagues as well as figure skating. The main arena bowl will also be able to add an ice surface, giving it the ability to host hockey tournaments and attract larger on-ice events or competitions much like the existing Ford Ice Centers in



Antioch and Bellevue. Using these ice sheets, the Predators will offer a variety of learn-to-skate programs at F&M Bank Arena, continuing their mission to expose and grow hockey to more Middle Tennessee residents.

It will also contain luxury suites, premium seating, private hospitality space, party rooms and common areas that will have full access to the arena bowl. The Austin Peay men's and women's basketball teams will move their coaches' offices and training facilities into F&M Bank Arena, which will also house their practice court.

F&M Bank Arena will hold approximately 6,000 fans for concerts; 5,500 for basketball game; and 5,000 for hockey games.





SUMNER COUNTY ICE CENTER

Sabertooth Sports & Entertainment, LLC (SS&E), which is owned and operated by Predators Holdings, LLC, announced in May 2021 the development of a new ice center in Sumner County at The Goat Farm.

The new development is part of a public-private partnership between the SS&E, Sumner County, the City of Gallatin and the City of Hendersonville. Stratos Development will serve as the main developer of the facility at The Goat Farm - a 54-acre Sumner County landmark accessible from Nashville Pike and Shute Lane - with assistance from longtime Predators Season-Ticket Citizens Randy Smith and Alex Smith.

The development of the roughly 100,000-square-foot facility, which will feature two sheets of ice, public and private locker rooms, a weight room and hockey pro shop, among other amenities, will be partially funded by the NHL and NHLPA Industry Growth Fund. On top of an already robust schedule of programming for youth and adult hockey, girls hockey and figure skating, the Predators and Ford Ice Centers were awarded funds from the IGF in October 2020 for further investment in the development of youth hockey in Middle Tennessee. Using these funds, the Predators have taken their commitment to growing girls hockey and learn-to-skate programs to a new level - 350 girls were introduced to the sport this past winter with a 20-week training program that culminated with a free tournament at the end of the season, and through the Go Skate! program, 600 kids learned how

to skate for the first time with world-class coaching from the Scott Hamilton Skating Academy. The Predators' pledge to help break down barriers for participation in hockey in our community has shone through CORE presented by Bridgestone, a program that aims to significantly reduce the difficulty of entry to the game of hockey for minority communities.

The development at The Goat Farm will help the Predators take another step in growing hockey infrastructure in Middle Tennessee. In addition to the planned state-of-the-art amenities, the facility will host hockey tournaments as well as on-ice events and competitions similar to the existing Ford Ice Centers in Antioch and Bellevue. The two additional ice sheets in the community will allow the Predators to offer similar programs in Sumner County, such as learn-to-skate, youth and adult hockey and Scott Hamilton Skating Academy lessons and events.

The two rinks, which will meet NHL standards and offer seating for more than 1,800 spectators, will be part of a broader development at The Goat Farm that is expected to contain retail and restaurant space, residential units, entertainment opportunities and a planned hotel.

SS&E and Stratos Development are working toward finalizing an opening date in the summer of 2023.





CENTENNIAL SPORTSPLEX

The Thomas Frist Centennial Sportsplex is operated by the Metro Board of Parks and Recreation in Nashville. The facility was made possible by a landmark land exchange between Metro Parks and healthcare provider Hospital Corporation of America (HCA). The city exchanged 10 prime acres adjacent to Centennial Park for \$12 million. The money was used to build the Sportsplex. During the summer of 2014, the ice arena at Centennial Sportsplex underwent major renovations, including replacing the ice coolant systems and installing new dasher boards and glass at Rink B.

The \$20 million, 145,000-square-foot Sportsplex features a tennis center, a fitness center, an aquatics center and two full-size ice rinks. The aquatics center, named after Olympian Tracy Caulkins, has been the site of numerous U.S. Senior and Junior National Swim Meets, the YMCA National Swim Meet and, to date, still holds one of the fastest times ever swam for the men's 50-meter freestyle, set in the inaugural swim meet in February 1990 by Olympian Tom Jager.

The ice arena opened on Jan. 2, 1990, with one sheet, and a second sheet was added on Feb. 1, 1999. It is home to the Nashville Predators' practice facility, the Nashville Youth Hockey League, Nashville Skating Academy and the Nashville Figure Skating Club. The building holds offices for the Predators' coaching staff and hockey operations department, a full dressing room, weight room and an athletic training section.



**222 25th Avenue North
Nashville, TN 37203
(615) 862-8480**

In addition, Centennial Sportsplex hosts adult hockey leagues, figure skating, numerous public sessions, figure skating competitions, ice shows, hockey tournaments and camps. In 1997, it was one of the sites for the USFSA National Championships.

Centennial Sportsplex offers instructional classes in skating, swimming and tennis, as well as public usage in each of those areas. The ice arena and aquatic area also offers special rates for parties, schools and group events. For further information, contact the Centennial Sportsplex at **(615) 862-8490** or visit nashville.gov/sportsplex.





PREDATORS NAME, LOGO & SWEATER HISTORY



The Nashville Predators unveiled their logo, a saber-toothed tiger, in Nashville's downtown First American Center on Sept. 25, 1997, 26 years after a fang and foreleg bone of a saber-toothed tiger were found in a cave just below the building's address. In May 1971, excavation began at the downtown Nashville site of what today is the 28-story UBS Tower. Further digging revealed a cave containing the nine-inch fang and a foreleg bone of a saber-toothed tiger, extinct for at least 10,000 years. Radiocarbon tests revealed that it could have possibly been one of the last of its breed to exist. Scientists believe that some time during the last glacial period (15,000-80,000 years ago), part of the cave was the den of the saber-toothed tiger.

The discovery, made in August 1971, marked only the fifth of its kind in North America. For more than 35 years, the prehistoric artifacts were housed in the building above their excavation site, until November 2016, when they were presented to the team for housing inside Bridgestone Arena.

The saber-toothed tiger logo was co-designed by JDK Design of Burlington; Vermont and Dye; and Van Mol & Lawrence of Nashville. The naming of the Predators was a direct reflection of the fans of Nashville and their choice. During the public events and through focus groups and related surveys, fans selected the name "Predators" by a two-to-one margin over the second choice. On Nov. 13, 1997, the saber-toothed tiger logo as unveiled for the first time with the Predators insignia attached to it. A few months later on Feb. 12, 1998, then-Head Coach Barry Trotz and Assistant Coach Paul Gardner unveiled the Predators' inaugural home and away jerseys at Cool Springs Galleria.

On Nov. 21, 2001, the Predators debuted a third jersey with a 4-3 win over the Chicago Blackhawks at Bridgestone Arena. The jersey featured an "animated" saber-toothed logo on the crest and tiger skulls on the shoulders. It was retired following the 2006-07 season.

For the 2007-08 season, the Predators, along with the other 29 teams, introduced the Reebok EDGE Uniform System to future meet the performance demands of the players. The Predators debuted a new third jersey on Nov. 27, 2009 against the St. Louis Blues. The sweaters, which featured a vintage-inspired lace-up front, a subtle checkerboard pattern lining the bottom of the jersey and a bolder and more simplified color scheme, were worn for two seasons and retired ahead of the 2011-12 season, making way for the first logo and color scheme redesign in franchise history.

The logo and uniforms for the 2011-12 season were designed to develop a powerful, long-term brand message and help infuse new life into the Nashville Predators' brand with a more contemporary, aggressive and streamlined logo while still maintaining the basic "Pred Head" concept. A new secondary logo was also designed to represent the state flag of Tennessee and Nashville's Music City heritage, with a guitar pick shape incorporating the three stars of the state's three grand divisions - West, Middle and East. The "Predator Gold" sweaters create a distinct, dominant and bold look that balances traditional elements of classic uniforms with those unique to Nashville - guitar strings in the numbering and lettering, fangs in the neck area and piano keys on the inside of the collars.

Another redesign came for the 2017-18 season as adidas unveiled new ADIZERO authentic NHL jerseys and uniforms for all 31 NHL teams. The lighter, cooler and stronger designed helped solidify the team's visual identity within the league by placing more emphasis on the Preds' signature Gold. The adidas design team worked with the Predators on both the home and away uniforms to simplify them and use the signature Gold in a bolder and more prevalent way. In addition, the sleeve numbers were adjusted to include the same six-string graphic motif as the current back numbers.





PREDATORS LOGO & SWEATER HISTORY



On Nov. 13, 1997, the saber-toothed tiger logo was unveiled for the first time. During the inaugural season, the shoulder logo (an 'N' featuring the Bridgestone Arena spire) included the first year of the team's existence. In the 2005-06 season, the original shoulder patch was replaced by the skull logo originally worn on the Predators alternate jersey.

On Nov. 21, 2001, the Predators debuted their first-ever third jersey. This jersey featured an "animated" saber-tooth tiger logo on the crest and tiger skulls on the shoulders.



INTRODUCED: 1998 | RETIRED: 2007



INTRODUCED: 2001 | RETIRED: 2007



During the 2007-08 season, the Predators and the other 29 NHL teams introduced the Reebok EDGE Uniform system. This new uniform incorporated a new form-fitting material for a modern look that revolutionized the NHL jersey.

On Nov. 27, 2009, the Predators debuted a new third jersey which featured a vintage-inspired lace-up front, a subtle checkerboard pattern lining the bottom of the jersey, and a bolder-and-more-simplified color scheme. The uniform also featured a fresh-take on the Pred Head, with the main logo taking on a "flat" look with navy, blue and black colors and the first red saber-toothed tiger eye.



INTRODUCED: 2007 | RETIRED: 2011



INTRODUCED: 2009 | RETIRED: 2011



PREDATORS LOGO & SWEATER HISTORY

Beginning in the 2011-12 season, the Predators unveiled their new Gold Reebok jerseys. These jerseys featured a more contemporary, aggressive and streamlined logo that still maintained the basic Pred Head concept. A new secondary logo was also designed to represent the state flag of Tennessee and Nashville's Music City heritage simultaneously, with a guitar pick shape incorporating the three stars of the state's three grand divisions - West, Middle and East. These sweaters create a distinctive, dominant, bold look that balanced traditional elements of classic uniforms with those unique to Nashville - guitar strings in the numbering and lettering, fangs in the neck area and piano keys on the inside of the collars.



INTRODUCED: 2011 | RETIRED: 2017



The 2017-18 season brought new uniforms designed by adidas for all 31 NHL franchises. The new ADIZERO jerseys kept the familiar gold as the primary color and expanded the celebration of Music City with the piano keys around the inside of the collar and guitar pick alternate logo remaining on the right shoulder and guitar strings over the back numbers extended to the arm numbers as well. These jerseys are lighter and cooler with new Clima technology that makes it 19 percent lighter and 133 percent more permeable than fabrics previously used on the ice.



INTRODUCED: 2017



*Nashville
Predators*

The Nashville Predators unveiled a new, retro-oriented jersey to mark their appearance in the 2020 Bridgestone NHL Winter Classic. The new jersey, which made its on-ice debut on Jan. 1 at the Cotton Bowl in Dallas, Texas, was created with a heritage aesthetic, featuring designs inspired by Nashville's hockey history and its passionate fanbase. The script crest, felt block lettering and classic striping created a nostalgic look that personified the Winter Classic's celebration of the game's outdoor origins.



INTRODUCED: 2020 | RETIRED: 2020



Ahead of the 2020-21 NHL season, the Nashville Predators and adidas unveiled their Reverse Retro uniform as part of the first-ever League-wide alternate jersey program. The uniform pays homage to the set worn during the team's first NHL season in 1998-99 and combines features of Nashville's hockey history with its current colors and feel. The speed nicks in the numbers, striping pattern, silver touches and remastered crest all work in tribute to the original Preds jersey, while the bold, GOLD body offers a new interpretation of the design.



INTRODUCED: 2020 | RETIRED: 2021



NASHVILLE HOCKEY HISTORY

In the spring of 1962, a small group of businessmen led by David Patterson put up \$125,000 to place a team in the Eastern Hockey League. The Dixie Flyers, named after a passenger train said to be the oldest in the South, were placed in the nine-team league. The purple-and-gold colored Flyers played their first regular-season home game (a 2-0 loss to Knoxville) on Oct. 27, 1962 at the Municipal Auditorium. The Flyers endured a rough opening season, winning 16 games and qualifying for the playoffs, only to be swept in three games by Greensboro. However, it didn't take long for the Flyers to make their presence felt.

After losing in the 1965 Finals, the Flyers went on to win EHL Walker Cup championships in 1966 and 1967, the only two professional ice hockey titles in the city's history. John McLellan, who went on to coach the Toronto Maple Leafs, coached the Flyers. The Flyers swept each of their three playoff series in 1966. They won the championship by going 11-0 in the playoffs and becoming the first team in minor league ice hockey ever to march through the playoffs undefeated.

In 1967, Patterson's group sold the team to a business group headed by Mark Parrish. The Cinderella '69 team reached the Finals, but lost in seven tough games to the Clinton (N.Y.) Comets in the Walker Cup Finals. Shortly after, the Flyers' attendance slipped dramatically. Barely able to scrape up enough funds to start the 1970-71 campaign, the Flyers folded following the season.

Hockey returned to Nashville when baseball guru Larry Schmittou, who brought minor league baseball back to Nashville in 1978 after a 15-year absence, did the same for hockey in July 1981. Thus the South Stars were founded, a team that played in the Central Hockey League and had the Minnesota North Stars as its NHL affiliate. The logo was a hockey player swinging a guitar representing the Music City while using yellow, orange and green.

The 1981-82 team finished fourth in its division and lost to Wichita, 3-0, in the first round of the playoffs. Gene Ubriaco, who went on to coach the NHL's Pittsburgh Penguins and 1992 Italian Olympic team, coached the Stars.

Under new ownership (Randy Van Meter), the Stars pulled out of the CHL in 1982 and entered the old Atlantic Coast Hockey League (ACHL), playing teams geographically closer to Nashville. The Stars finished 11-43-4 and suffered through a season of low attendance. They began the following season, only to fold in December 1983.



Nashville Dixie Flyers
EHL
1962-71



Nashville South Stars
CHL/ACHL
1978-83



Nashville Knights
ECHL
1989-96



Nashville NightHawks
CHL
1996-97



Nashville Ice Flyers
CHL
1997-98

Two Knoxville wrestling promoters, Bob Polk and Ron Fuller, rescued the sport five years later. They purchased an East Coast Hockey League franchise in January 1989. The Knights, with popular ex-South Stars player Archie Henderson as coach, attracted an astonishing 150,000 fans their first season (1989-90). While wearing red and blue uniforms adorned with the logo of a knight's mask, they made the playoffs but lost in the first round. During the 1990-91 season, Peter Horachek, former Predators assistant coach, served as the Knights' head coach and director of hockey operations.

The Knights went through three ownership changes in their seven-year history. They twice went to the semifinals of the ECHL playoffs - in 1993 under ex-NHL standout and coach Nick Fotiu, and in 1995 under coach Mark Kumpel. Perhaps the top Knights highlight came during the 1992-93 season when Trevor Jobe scored what is still a minor hockey league record 85 goals, with 76 assists, for 161 points and 12 hat tricks in his MVP season. In the spring of 1996, after failed negotiations for a lease agreement with the Auditorium, the Knights departed to Pensacola, Fla. There, they were renamed the Ice Pilots.

Hockey was revived again with the arrival of the NightHawks in the fall of 1996. The Central Hockey League team only won 12 games, the worst in CHL history. The red-and-blue NightHawks' logo was a hawk showing its claws. Nashville Mike Friedman purchased the team in the summer of 1997. In a renewed salute to the old Dixie Flyers, Friedman changed both the name to the Ice Flyers and the colors to blue and gray. David Lohrie led the team to a 41-win season and a second-place finish in the CHL East and was named coach of the year. The team lost in the semi-finals to the eventual CHL Champ Columbus in April 1998. The impending arrival of the Predators led Friedman to move the franchise to Albany, Ga.

This closed the book on three separate chapters, a combined 21 years, of minor league hockey in Nashville, starting and ending with the team named the Flyers. Former Predators President Jack Diller is well aware and appreciative of Nashville's hockey pioneers.

"The team and sport obviously made a significant impact on many people here in Middle Tennessee. Other teams such as the South Stars, Knights, NightHawks and Ice Flyers also enjoyed varying degrees of success - all of which helped fuel the excitement for the NHL and arrival of the Predators," Diller said.

Excerpt from "Hockey in Nashville Before the Predators," written by hockey historian Harold Huggins and originally published in the Preds Press Commemorative Issue on Oct. 10, 1998.



TRAINING CAMP



2022-23 TRAINING CAMP ROSTER

No.	FORWARDS (31)	HT	WT	SHOT	PLACE OF BIRTH	DOB	2021-22 TEAM
8	Cody Glass	6-3	206	R	Winnipeg, Man.	4/1/99	Nashville (NHL)/Milwaukee (AHL)
9	Filip Forsberg	6-1	205	R	Ostervala, Sweden	8/13/94	Nashville (NHL)
10	Colton Sissons	6-1	200	R	North Vancouver, B.C.	11/5/93	Nashville (NHL)
11	Tim Schaller*	6-2	204	L	Merrimack, N.H.	11/16/90	Bakersfield (AHL)
12	Zach Sanford	6-4	206	L	Salem, Mass.	11/9/94	Winnipeg (NHL)/Ottawa (NHL)
13	Yakov Trenin	6-2	201	L	Chelyabinsk, Russia	1/13/97	Nashville (NHL)
17	Mark Jankowski	6-4	212	L	Hamilton, Ont.	9/13/94	Buffalo (NHL)/Rochester (AHL)
22	Nino Niederreiter	6-2	218	L	Chur, Switzerland	9/8/92	Carolina (NHL)
25	Cole Schneider*	6-2	199	L	Williamsville, N.Y.	8/26/90	Milwaukee (AHL)
26	Philip Tomasino	6-0	179	R	Mississauga, Ont.	7/28/01	Nashville (NHL)
28	Eeli Tolvanen	5-10	191	L	Vihiti, Finland	4/22/99	Nashville (NHL)
36	Cole Smith	6-3	195	L	Brainerd, Minn.	10/28/95	Nashville (NHL)/Milwaukee (AHL)
42	Tommy Apap*	6-2	200	L	Bloomfield Hills, Mich.	2/27/96	Milwaukee (AHL)/Indy (ECHL)
43	John Leonard	5-11	196	L	Westwood, N.J.	8/7/98	San Jose (NHL)/San Jose (AHL)
44	Kiefer Sherwood	6-0	194	R	Columbus, Ohio	3/31/95	Colorado (NHL)/Colorado (AHL)
47	Michael McCarron	6-6	232	R	Grosse Pointe, Mich.	3/7/95	Nashville (NHL)/Milwaukee (AHL)
50	Cameron Hausinger*	5-10	192	R	Anchorage, Alaska	1/12/99	Wheeling (ECHL)
53	Jimmy Huntington	6-0	200	L	Laval, Que.	11/18/98	Milwaukee (AHL)/Syracuse (AHL)
54	Jachym Kondelik	6-7	232	L	Hannover, Germany	12/21/99	Milwaukee (AHL)/Connecticut (Hockey East)
64	Mikael Granlund	5-10	185	L	Oulu, Finland	2/26/92	Nashville (NHL)
68	Zachary L'Heureux	5-11	197	L	Montreal, Que.	5/15/03	Halifax (OJHL)
70	Egor Afanasyev	6-4	211	L	Tver, Russia	1/23/01	Milwaukee (AHL)
73	Todd Burgess*	6-2	178	R	Peoria, Ariz.	4/3/96	Manitoba (AHL)/Newfoundland (ECHL)
75	Juuso Parssinen	6-3	212	L	Hämeenlinna, Finland	2/1/01	TPS (Finland)
76	Navrin Mutter	6-3	202	L	London, Ont.	3/15/01	Kitchener (OHL)/Hamilton (OHL)
77	Luke Evangelista	6-0	183	R	Toronto, Ont.	2/21/02	London (OHL)
79	Markus Nurmi	6-5	206	R	Turku, Finland	6/29/98	TPS (Finland)
82	Tommy Novak	6-1	179	L	St. Paul, Minn.	4/28/97	Nashville (NHL)/Milwaukee (AHL)
84	Tanner Jeannot	6-2	208	L	Oxbow, Sask.	5/29/97	Nashville (NHL)
92	Ryan Johansen	6-3	218	R	Vancouver, B.C.	7/31/92	Nashville (NHL)
95	Matt Duchene	5-11	195	L	Haliburton, Ont.	1/16/91	Nashville (NHL)

No.	DEFENSEMEN (18)	HT	WT	SHOT	PLACE OF BIRTH	DOB	2020-21 TEAM
3	Jeremy Lauzon	6-1	204	L	Val-d'Or, Que.	4/28/97	Nashville (NHL)/Seattle (NHL)
5	Kevin Gravel	6-4	205	L	Kingsford, Mich.	3/6/92	Stockton (AHL)
14	Mattias Ekholm	6-4	215	L	Borlange, Sweden	5/24/90	Nashville (NHL)
27	Ryan McDonagh	6-1	215	L	St. Paul, Minn.	6/13/89	Tampa Bay (NHL)
39	Keaton Thompson*	6-0	197	L	Devils Lake, N.D.	9/14/95	Iowa (AHL)
45	Alexandre Carrier	5-11	174	R	Quebec City, Que.	10/8/96	Nashville (NHL)
46	Jordan Gross	5-10	190	R	Maple Grove, Minn.	5/9/95	Colorado (NHL)/Colorado (AHL)
51	Jack Matier	6-5	197	R	Sault Ste. Marie, Ont.	4/8/03	Ottawa (OHL)
52	Xavier Bouchard*	6-5	199	R	Ville Lorraine, Que.	2/28/00	Milwaukee (AHL)/Florida (ECHL)
55	Roland McKeown	6-1	195	R	Listowel, Ont.	1/20/96	Colorado (AHL)
57	Dante Fabbro	6-0	189	R	Coquitlam, B.C.	6/20/98	Nashville (NHL)
58	Marc Del Gaizo	5-11	188	L	Basking Ridge, N.J.	10/11/99	Milwaukee (AHL)
59	Roman Josi	6-1	201	L	Bern, Switzerland	6/1/90	Nashville (NHL)
81	Spencer Stastney	6-0	184	L	Woodbridge, Ill.	1/4/00	Milwaukee (AHL)/Notre Dame (Big Ten)
83	Adam Wilisby	6-1	188	L	Stockholm, Sweden	8/7/00	Skellefteå (Sweden)
87	Graham Sward	6-3	186	L	Langley, B.C.	9/12/03	Spokane (WHL)
90	Mark Borowiecki	6-2	204	L	Ottawa, Ont.	7/12/89	Nashville (NHL)
91	Luke Prokop	6-6	221	R	Edmonton, Alta.	5/6/02	Edmonton (WHL)/Calgary (WHL)

No.	GOALTENDERS (6)	HT	WT	CATCH	PLACE OF BIRTH	DOB	2020-21 TEAM
1	Devin Cooley	6-5	192	L	Los Gatos, Calif.	5/25/97	Milwaukee (AHL)/Florida (ECHL)
30	Yaroslav Askarov	6-3	178	R	Omsk, Russia	6/16/02	SKA St. Petersburg (KHL)/SKA-Neva St. Petersburg (Russia-2)
32	Kevin Lankinen	6-2	185	L	Helsinki, Finland	4/28/95	Chicago (NHL)
37	Tomas Vomacka	6-3	165	L	Trutnov, Czechia	5/2/99	Florida (ECHL)
39	Connor Ingram	6-2	196	L	Imperial, Sask.	3/31/97	Nashville (NHL)/Milwaukee (AHL)
74	Juuse Saros	5-11	180	L	Forssa, Finland	4/19/95	Nashville (NHL)

* denotes player is attending camp on a tryout agreement



ALL-TIME PRESEASON RESULTS

2021 (4-1-1)

DATE	OPP	SITE	RESULT
9/26	FLA	Sunrise, Fla.	OTL, 5-4
9/26	FLA	Sunrise, Fla.	L, 3-1
9/30	TBL	Tampa, Fla.	W, 6-2
10/2	TBL	Nashville, Tenn.	W, 6-1
10/5	CAR	Raleigh, N.C.	W (OT), 3-2
10/9	CAR	Nashville, Tenn.	W, 4-3

2017 (2-2-2)

DATE	OPP	SITE	RESULT
9/19	FLA	Nashville, Tenn.	L, 5-3
9/19	FLA	Nashville, Tenn.	W (OT), 3-2
9/22	TBL	Tampa, Fla.	L, 3-1
9/24	CBJ	Columbus, Ohio	W, 5-3
9/28	CBJ	Nashville, Tenn.	SOL, 4-3
9/30	TBL	Nashville, Tenn.	OTL, 3-2

2014 (3-3-0)

DATE	OPP	SITE	RESULT
9/23	TBL	Tampa, Fla.	L, 4-2
9/25	TBL	Nashville, Tenn.	W, 1-0
9/27	FLA	Nashville, Tenn.	W (SO), 2-1
9/27	FLA	Nashville, Tenn.	W, 4-1
9/29	CBJ	Nashville, Tenn.	L, 3-0
10/4	CBJ	Columbus, Ohio	L, 3-2

2010 (4-2-0)

DATE	OPP	SITE	RESULT
9/23	CAR	Nashville, Tenn.	L, 3-1
9/24	CAR	Raleigh, N.C.	W, 2-1
9/25	WSH	Nashville, Tenn.	L, 2-1
9/27	ATL	Nashville, Tenn.	W, 2-1
9/29	ATL	Atlanta, Ga.	W, 4-3
10/3	WSH	Washington, D.C.	W, 3-0

2007 (3-2-1)

DATE	OPP	SITE	RESULT
9/16	CBJ	Columbus, Ohio	W, 3-1
9/20	ATL	Nashville, Tenn.	W, 5-3
9/21	CAR	Raleigh, N.C.	L, 3-0
9/22	CAR	Nashville, Tenn.	W, 4-1
9/25	ATL	Atlanta, Ga.	SOL, 3-2
9/29	CBJ	Nashville, Tenn.	W, 3-0

2003 (2-2-1-1)

DATE	OPP	SITE	RESULT
9/19	CHI	Chicago, Ill.	W, 5-0
9/20	CHI	Nashville, Tenn.	T, 2-2
9/21	CBJ	Columbus, Ohio	T, 2-2
9/26	STL	St. Louis, Mo.	L, 4-1
9/27	ATL	Richmond, Va.	OTL, 3-2
10/3	ATL	Atlanta, Ga.	L, 5-2
10/4	STL	Nashville, Tenn.	W, 5-1

2000 (3-3-1-0)

DATE	OPP	SITE	RESULT
9/16	ATL	Southaven, Miss.	W, 5-3
9/17	CBJ	Dayton, Ohio	L, 4-2
9/19	STL	St. Louis, Mo.	T, 2-2
9/23	CHI	Nashville, Tenn.	W, 4-1
9/26	ATL	Nashville, Tenn.	W, 4-1
9/29	CHI	Chicago, Ill.	L, 4-3
9/30	STL	Nashville, Tenn.	L, 4-0

2019 (5-1-0)

DATE	OPP	SITE	RESULT
9/16	FLA	Nashville, Tenn.	W, 6-3
9/16	FLA	Nashville, Tenn.	W, 1-0
9/20	TBL	Tampa, Fla.	L, 3-1
9/21	TBL	Nashville, Tenn.	W (OT), 5-4
9/25	CAR	Nashville, Tenn.	W, 3-0
9/27	CAR	Raleigh, N.C.	W (OT), 2-1

2016 (2-2-2)

DATE	OPP	SITE	RESULT
9/27	FLA	Sunrise, Fla.	L, 4-1
9/27	FLA	Sunrise, Fla.	W, 2-1
9/29	CBJ	Columbus, Ohio	OTL, 3-2
10/1	TBL	Nashville, Tenn.	W, 4-3
10/4	CBJ	Nashville, Tenn.	OTL, 3-2
10/8	TBL	Tampa, Fla.	L, 5-3

2013 (2-4-1)

DATE	OPP	SITE	RESULT
9/16	FLA	Sunrise, Fla.	L, 6-3
9/16	FLA	Sunrise, Fla.	OTL, 3-2
9/19	TBL	Tampa, Fla.	L, 5-1
9/22	NYI	Nashville, Tenn.	W, 2-0
9/24	TBL	Nashville, Tenn.	W, 2-1
9/25	WSH	Washington, D.C.	L, 4-1
9/27	NYI	Uniondale, N.Y.	L, 6-4

2009 (4-2-0)

DATE	OPP	SITE	RESULT
9/17	ATL	Nashville, Tenn.	W, 5-0
9/18	CAR	Raleigh, N.C.	W, 4-2
9/19	CBJ	Nashville, Tenn.	W, 3-2
9/23	ATL	Atlanta, Ga.	L, 5-4
9/26	CAR	Nashville, Tenn.	L, 5-2
9/27	CBJ	Columbus, Ohio	W, 4-2

2006 (4-1-1)

DATE	OPP	SITE	RESULT
9/17	CBJ	Columbus, Ohio	L, 2-0
9/21	CBJ	Memphis, Tenn.	W, 8-1
9/22	CAR	Raleigh, N.C.	W, 5-4
9/23	CAR	Nashville, Tenn.	W, 7-3
9/29	ATL	Atlanta, Ga.	OTL, 4-3
9/30	ATL	Nashville, Tenn.	W, 5-1

2002 (3-4-1-0)

DATE	OPP	SITE	RESULT
9/19	CHI	Chicago, Ill.	L, 3-1
9/21	STL	Nashville, Tenn.	L, 1-0
9/22	CBJ	Columbus, Ohio	W, 5-3
9/24	ATL	Atlanta, Ga.	L, 5-4
9/25	STL	St. Louis, Mo.	L, 3-2
9/28	ATL	Bossier City, La.	T, 4-4
10/1	CHI	Nashville, Tenn.	W, 2-0
10/5	CBJ	Nashville, Tenn.	W, 2-0

1999 (1-5-3-0)

DATE	OPP	SITE	RESULT
9/11	ATL	Columbus, Ga.	L, 3-1
9/14	DET	Detroit, Mich.	L, 4-2
9/16	FLA	Knoxville, Tenn.	T, 4-4
9/18	STL	Milwaukee, Wis.	T, 2-2
9/18	WSH	Biloxi, Miss.	L, 2-1
9/21	STL	Lafayette, La.	L, 4-1
9/25	DET	Nashville, Tenn.	L, 3-1
9/26	FLA	Louisville, Ky.	T, 0-0
9/28	ATL	Nashville, Tenn.	W, 2-0

2018 (3-3-0)

DATE	OPP	SITE	RESULT
9/17	FLA	Sunrise, Fla.	W, 5-0
9/17	FLA	Sunrise, Fla.	W, 5-3
9/21	TBL	Nashville, Tenn.	L, 5-1
9/22	TBL	Tampa, Fla.	L, 5-2
9/25	CAR	Nashville, Tenn.	L, 4-1
9/30	CAR	Raleigh, N.C.	W (OT), 5-4

2015 (3-2-1)

DATE	OPP	SITE	RESULT
9/20	FLA	Nashville, Tenn.	W, 5-2
9/20	FLA	Nashville, Tenn.	OTL, 3-3
9/22	TBL	Tampa, Fla.	W (OT), 3-2
9/23	TBL	Nashville, Tenn.	W, 5-2
9/29	CBJ	Nashville, Tenn.	L, 5-2
10/3	CBJ	Columbus, Ohio	L, 7-1

2011 (7-1-0)

DATE	OPP	SITE	RESULT
9/19	FLA	Sunrise, Fla.	W, 5-3
9/19	FLA	Sunrise, Fla.	L, 4-3
9/20	WSH	Baltimore, Md.	W, 2-0
9/23	CAR	Raleigh, N.C.	W, 3-2
9/24	WPG	Nashville, Tenn.	W, 4-3
9/28	WSH	Nashville, Tenn.	W, 4-1
9/30	WPG	Winnipeg, Man.	W (SO), 3-2
10/1	CAR	Nashville, Tenn.	W (OT), 2-1

2008 (2-4-0)

DATE	OPP	SITE	RESULT
9/25	ATL	Nashville, Tenn.	L, 4-2
9/26	CBJ	Columbus, Ohio	L, 4-3
9/27	CBJ	Nashville, Tenn.	W, 3-1
10/2	CAR	Nashville, Tenn.	L, 4-2
10/3	ATL	Atlanta, Ga.	W, 6-4
10/5	CAR	Raleigh, N.C.	L, 2-0

2005 (4-3-0)

DATE	OPP	SITE	RESULT
9/21	STL	St. Louis, Mo.	W, 4-3
9/23	CBJ	Nashville, Tenn.	W, 3-2
9/24	STL	Kansas City, Mo.	L, 2-1
9/25	CAR	Nashville, Tenn.	W, 4-2
9/29	ATL	Nashville, Tenn.	L, 5-2
9/30	ATL	Atlanta, Ga.	L, 3-2
10/1	CBJ	Columbus, Ohio	W, 4-1

2001 (3-4-0-1)

DATE	OPP	SITE	RESULT
9/17	ATL	Atlanta, Ga.	L, 4-3
9/18	CBJ	Columbus, Ohio	L, 3-2
9/21	CBJ	Huntsville, Ala.	W, 3-1
9/22	STL	Nashville, Tenn.	L, 5-2
9/23	CHI	Nashville, Tenn.	W, 1-0
9/25	ATL	Nashville, Tenn.	OTL, 5-4
9/28	STL	St. Louis, Mo.	L, 2-0
9/29	CHI	Chicago, Ill.	W, 3-0

1998 (2-4-3)

DATE	OPP	SITE	RESULT
9/19	FLA	Huntsville, Ala.	W, 4-2
9/20	FLA	Pensacola, Fla.	T, 4-4
9/22	DAL	Little Rock, Ark.	T, 2-2
9/25	DAL	Dallas, Texas	L, 5-1
9/26	STL	Kansas City, Mo.	L, 6-5
10/1	WSH	Richmond, Va.	L, 4-3
10/2	ANA	Cincinnati, Ohio	W, 2-1
10/3	ANA	Milwaukee, Wis.	L, 3-0
10/6	STL	St. Louis, Mo.	T, 3-3



A ROSTER OF TIRES BUILT FOR
CLUTCH PERFORMANCE IN THE REAL WORLD

BRIDGESTONE
Official Tire of the Nashville Predators



*80,000 mile limited warranty for H, T & V speed rated tires. 55,000 mile limited warranty for W speed rated tires. Conditions apply. See BridgestoneTire.com/warranty for details. **Up to 50 miles at up to 50 mph. Repairable in limited conditions.